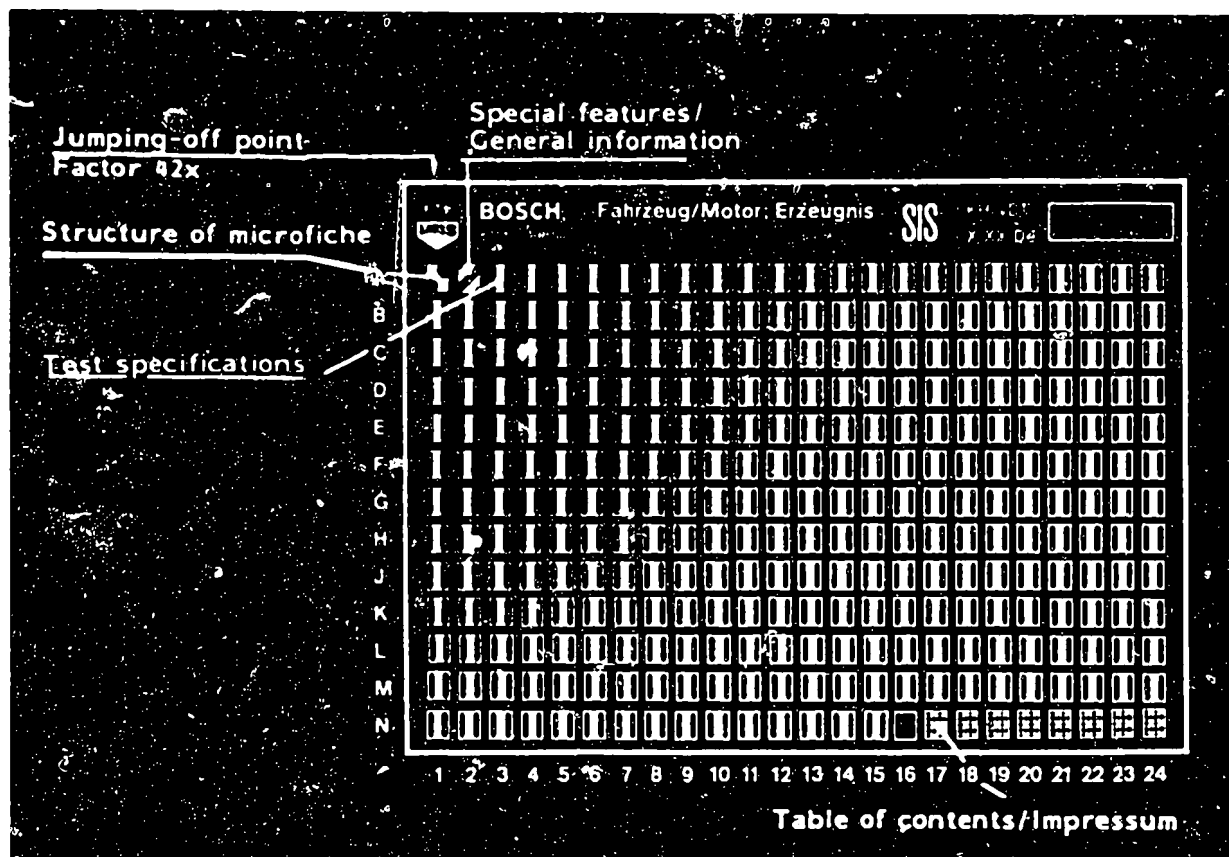


## Structure of microfiche



1. Read from left to right

2. Title of microfiche (appears on each coordinate)

<b>E16</b>	Product/assembly/test step	
	Vehicle/engine	

Coordinate

3. Limits of section



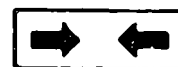
Beginning



Mid-section



End



One-page section

**A1**

Test specifications



## 1. GENERAL

The test specifications on this Microcard are specially geared to the distributor test bench ZVS 50 (0 683 400 200) and to the ignition-distributor test adapter KDZV 7202. They are not to be used for other tests.

The test specifications for the corresponding ignition distributor can only be determined via the Microcard "List of Test Specifications" W-001/016.

## 2. SPECIAL FEATURES

Special clamping flanges and drivers are required for various ignition distributors in order to be able to test them properly (avoidance of damage).

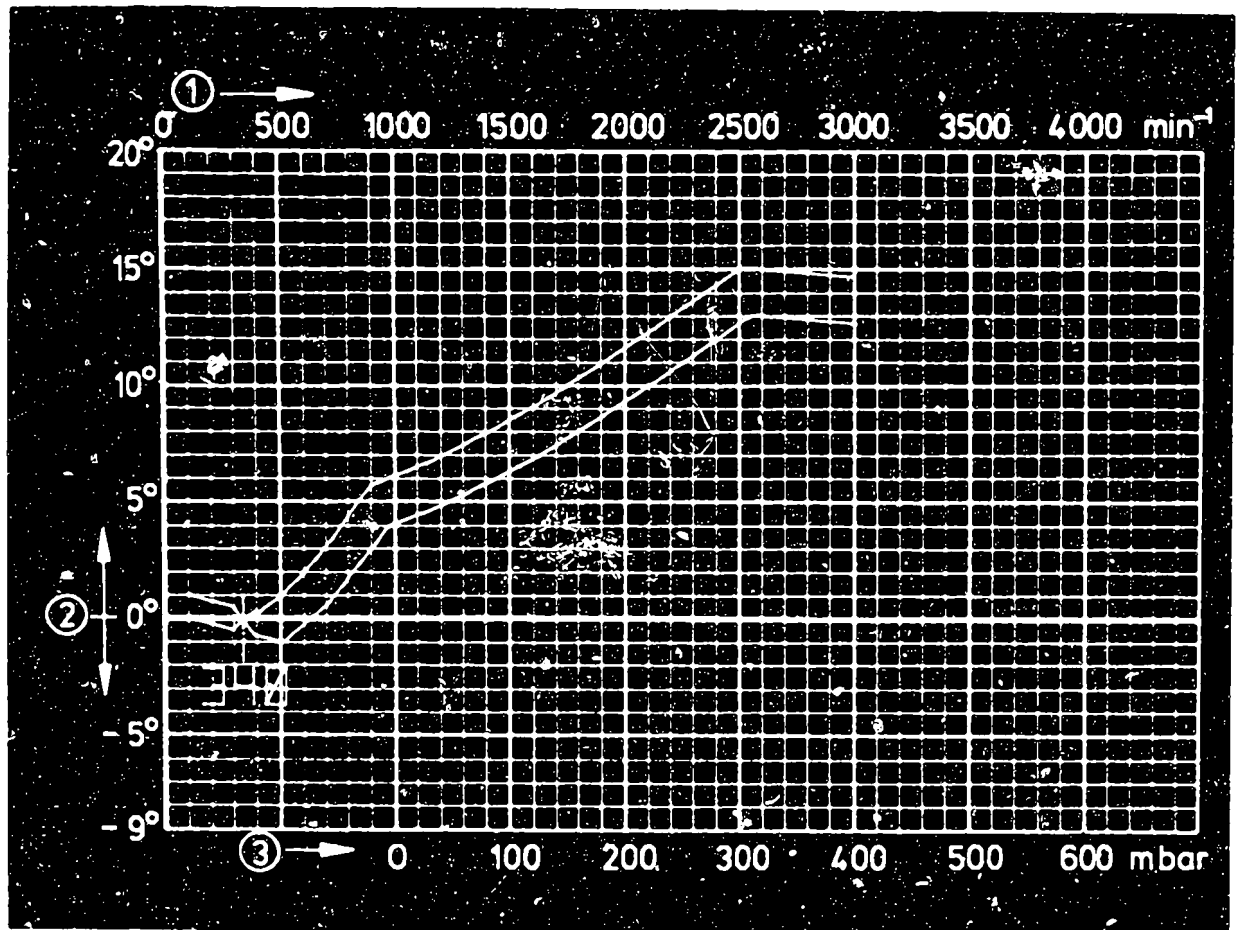
The clamping flange and driver are indicated beneath the test specifications for the ignition distributors concerned.

**A2**

General information

Ignition distributors 0 237 ..





0 237 001 001

- 1 = Distributor-shaft speed
- 2 = Distributor-shaft advance
- 3 = Negative gauge pressure

Test adapter KDZV 7202

Resistance of magnetic-pulse generator

Air gap min.

Addition to tolerance range

ZV-I

950...1300 Ω

0.25 mm

+ 0.5° dist.  
shaft

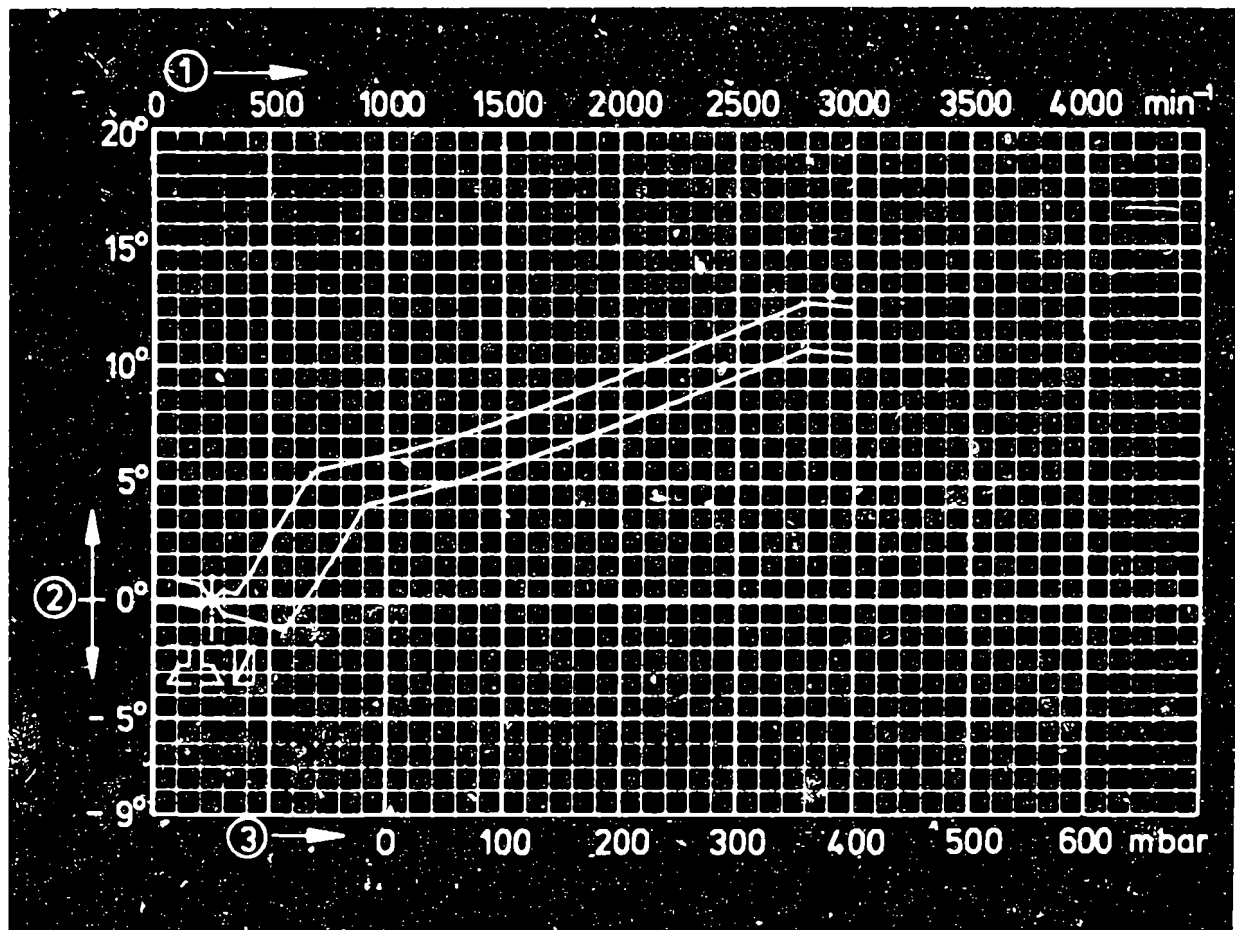
Repair and test instructions: W-237/502

**A3**

Test specifications

Ignition distributors 0 237 ..





0 237 001 002

- 1 = Distributor-shaft speed
- 2 = Distributor-shaft advance
- 3 = Negative gauge pressure

Test adapter KDZV 7202

Resistance of magnetic-pulse generator

Air gap min.

Addition to tolerance range

ZV-I

950...1300  $\Omega$

0.25 mm

$\pm 0.5^\circ$  dist.  
shaft

Repair and test instructions: W-237/502

Clamping flange:

Driver:

1 685 700 135

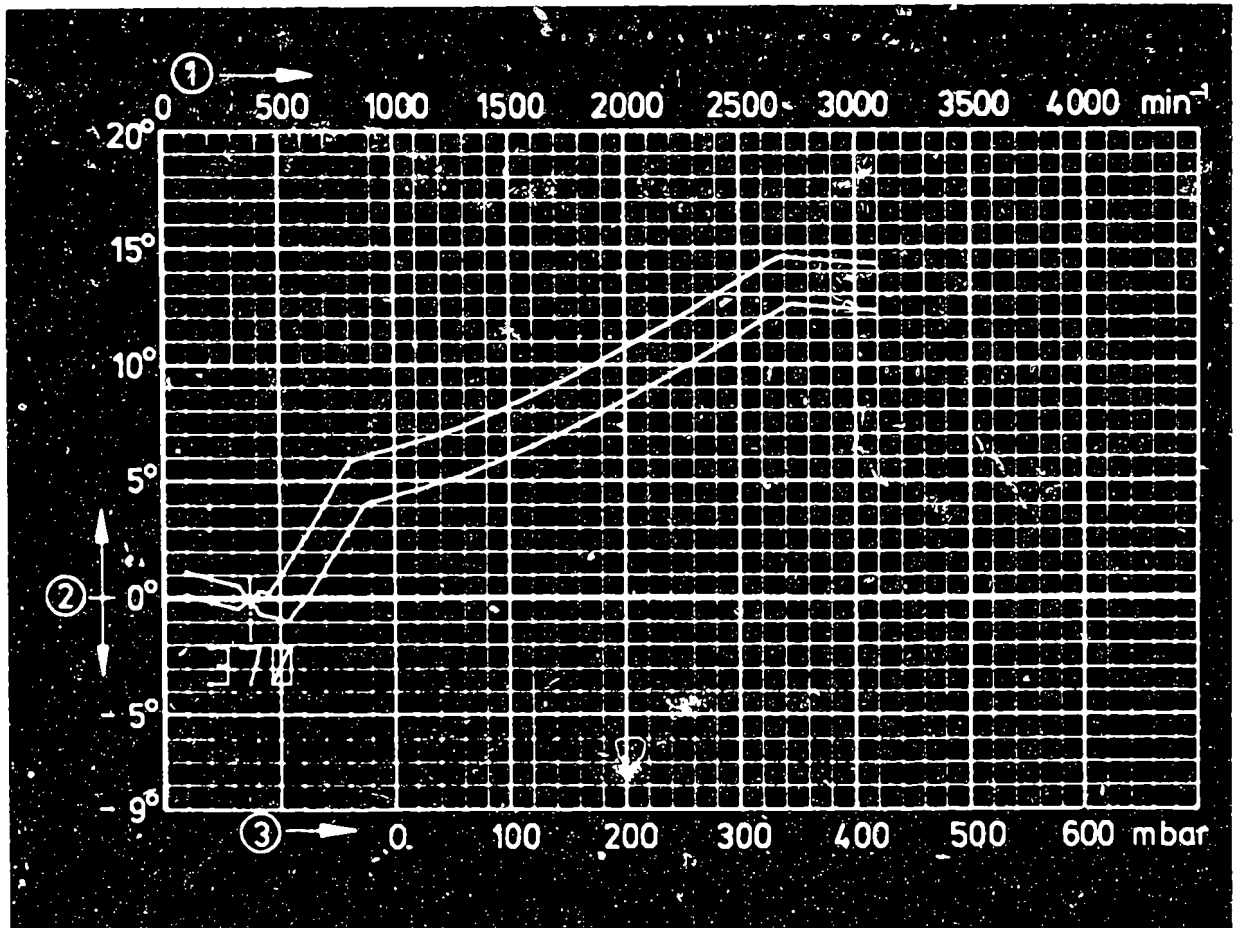
1 686 490 037

**A4**

Test specifications

Ignition distributor 0 237 ..





G 237 001 003

- 1 = Distributor-shaft speed
- 2 = Distributor-shaft advance
- 3 = Negative gauge pressure

Test adapter KDZV 7202

Resistance of magnetic-pulse generator

Air gap min.

Addition to tolerance range

ZV-I

950...1300 Ω

0.25 mm

+ 0.5° dist.  
shaft

Repair and test instructions: W-237/502

Clamping flange:

Driver:

1 685 700 135

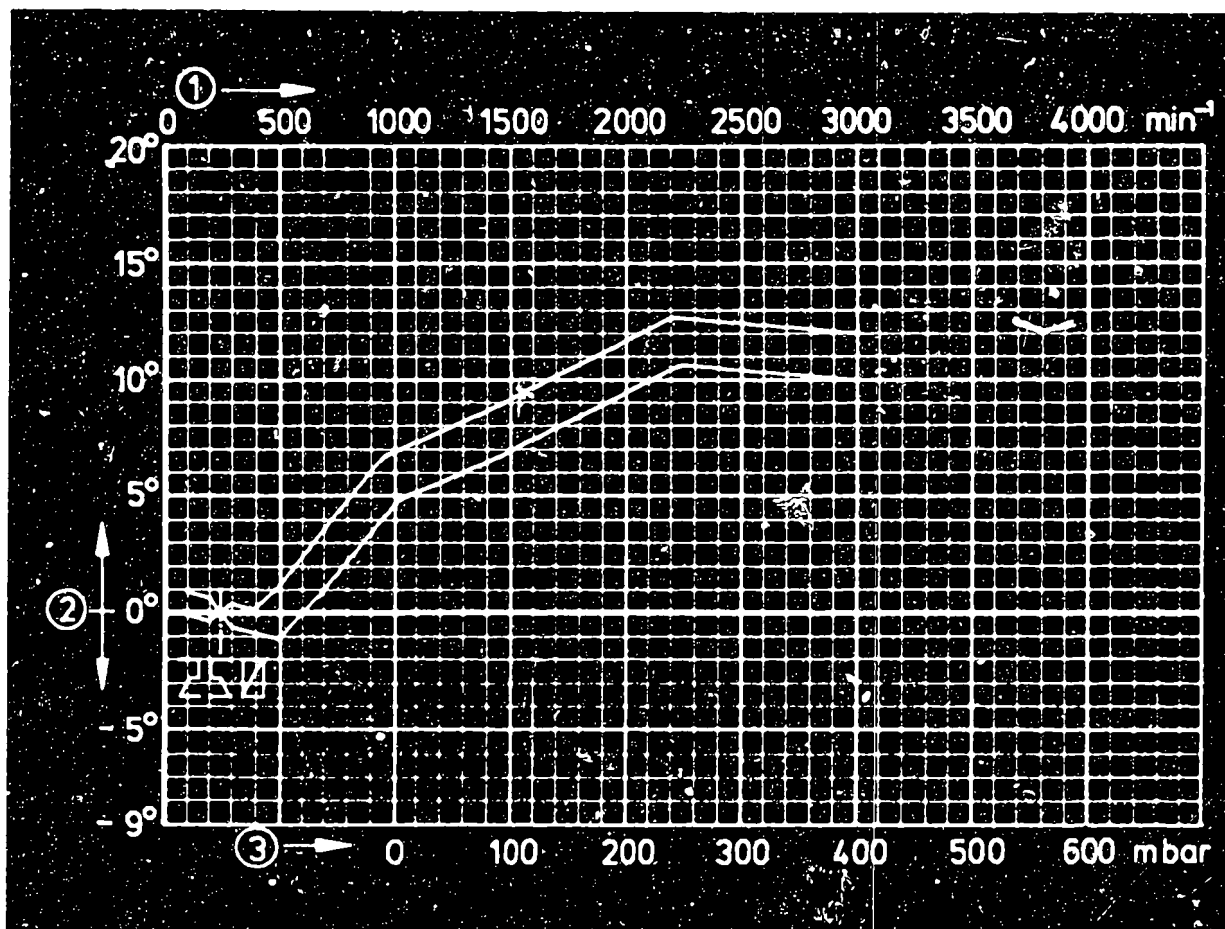
1 686 490 037

**A5**

Test specifications

Ignition distributors 0 237 ..





0 237 001 004

1 = Distributor-shaft speed  
 2 = Distributor-shaft advance  
 3 = Negative gauge pressure

Test adapter KDZV 7202

Resistance of magnetic-pulse generator

Air gap min.

Addition to tolerance range

ZV-I

950...1300  $\Omega$

0.25 mm

$\pm 0.5^\circ$  dist.  
shaft

Repair and test instructions: W-237/502

Clamping flange:

Driver:

1 685 700 135

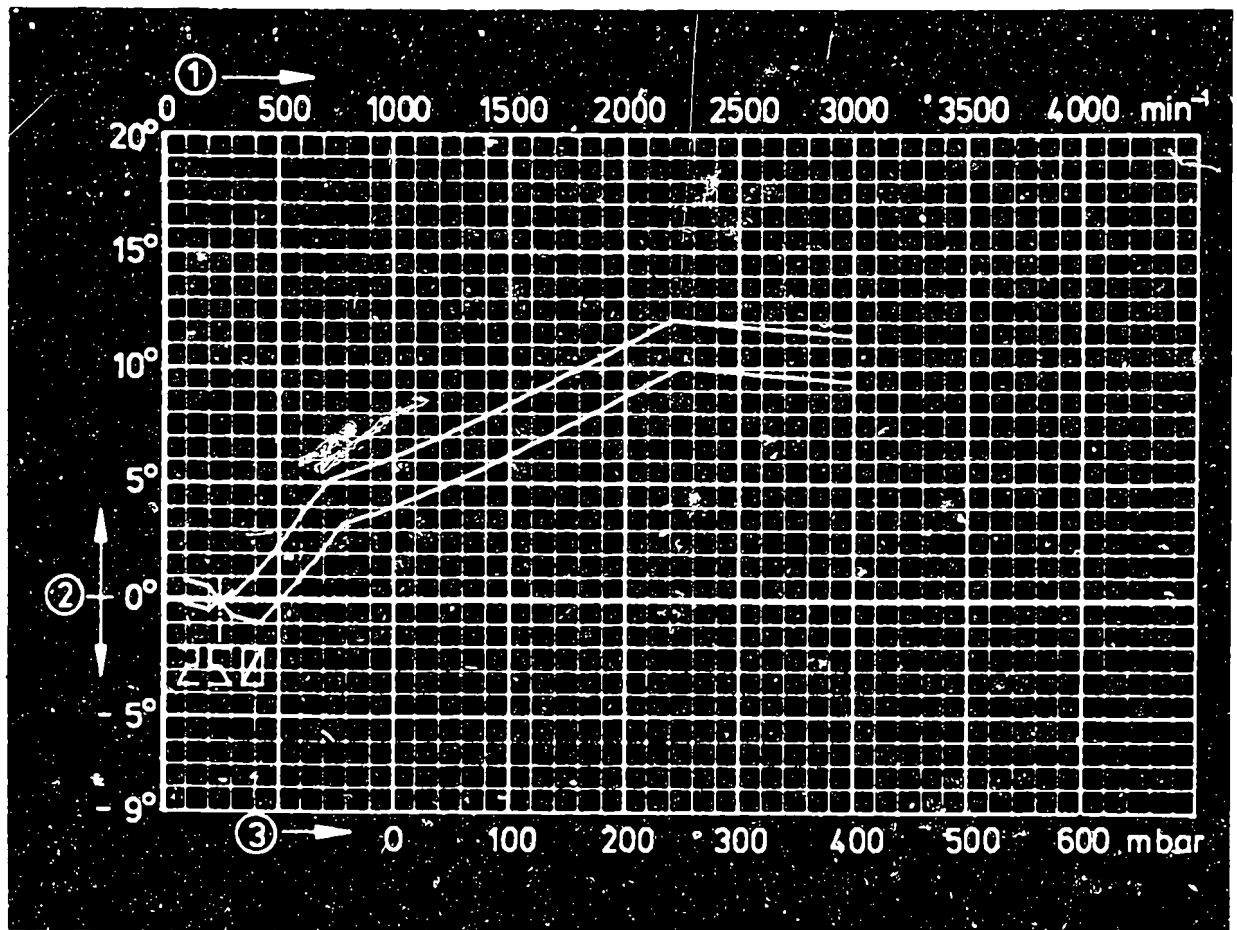
1 686 490 037

**A6**

Test specifications

Ignition distributors 0 237 ..





0 237 001 006

- 1 = Distributor-shaft speed
- 2 = Distributor-shaft advance
- 3 = Negative gauge pressure

Test adapter KDZV 7202

Resistance of magnetic-pulse generator ZV-I 950...1300 Ω

Air gap min. 0.25 mm

Addition to tolerance range ± 0.5° dist. shaft

Repair and test instructions: W-237/502

Clamping flange:

1 685 700 135

Driver:

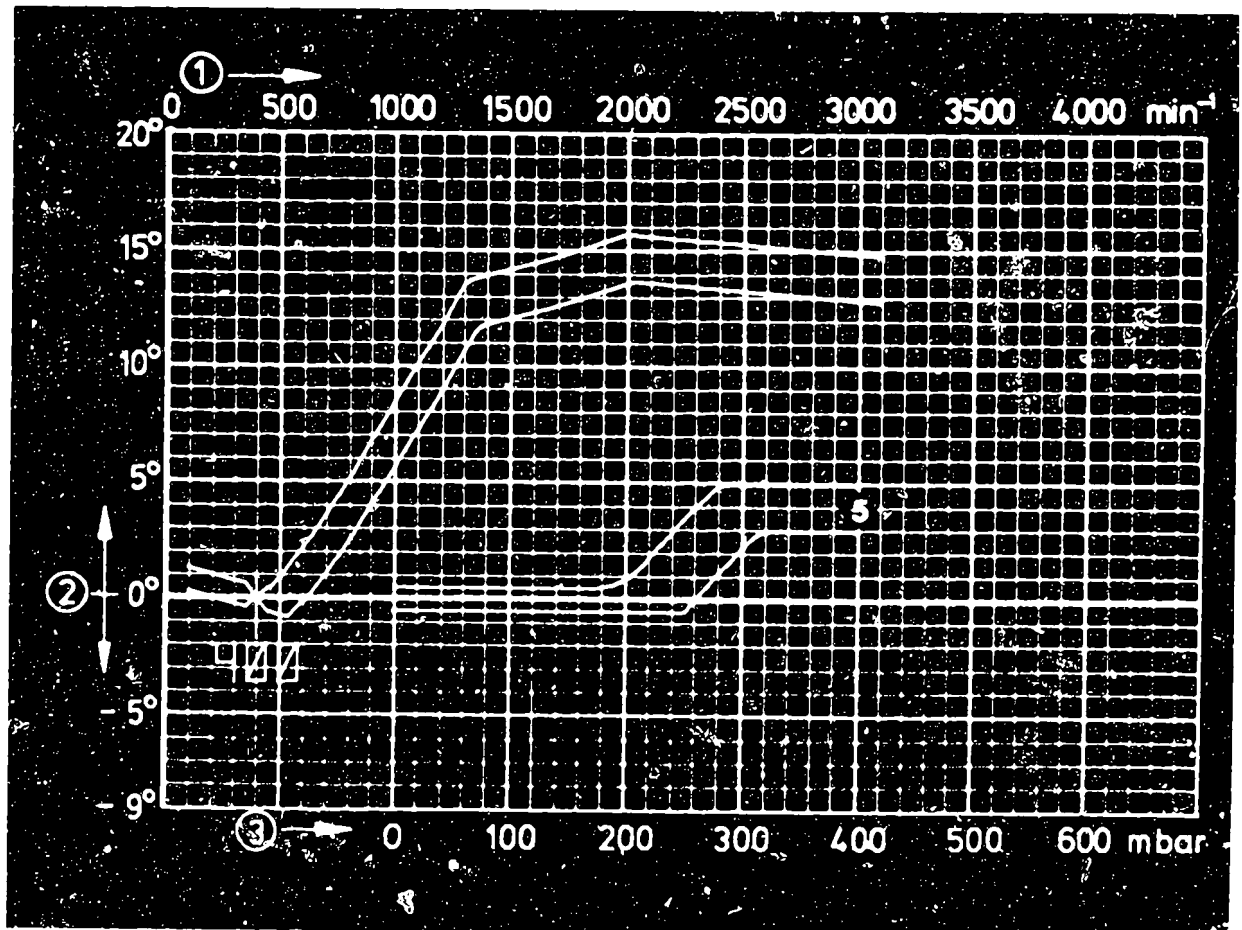
1 686 490 037

**A7**

Test specifications

Ignition distributors 0 237 ..





0 237 002 001

1 = Distributor-shaft speed

2 = Distributor-shaft advance

3 = Negative gauge pressure

5 = Negative gauge pressure (vacuum) advance

Test adapter KDZV 7202 ZV-I

Resistance of magnetic-pulse generator 950...1300 Ω

Air gap min. 0.25 mm

Addition to tolerance range ± 0.5 dist. shaft

Repair and test instructions: W-237/502

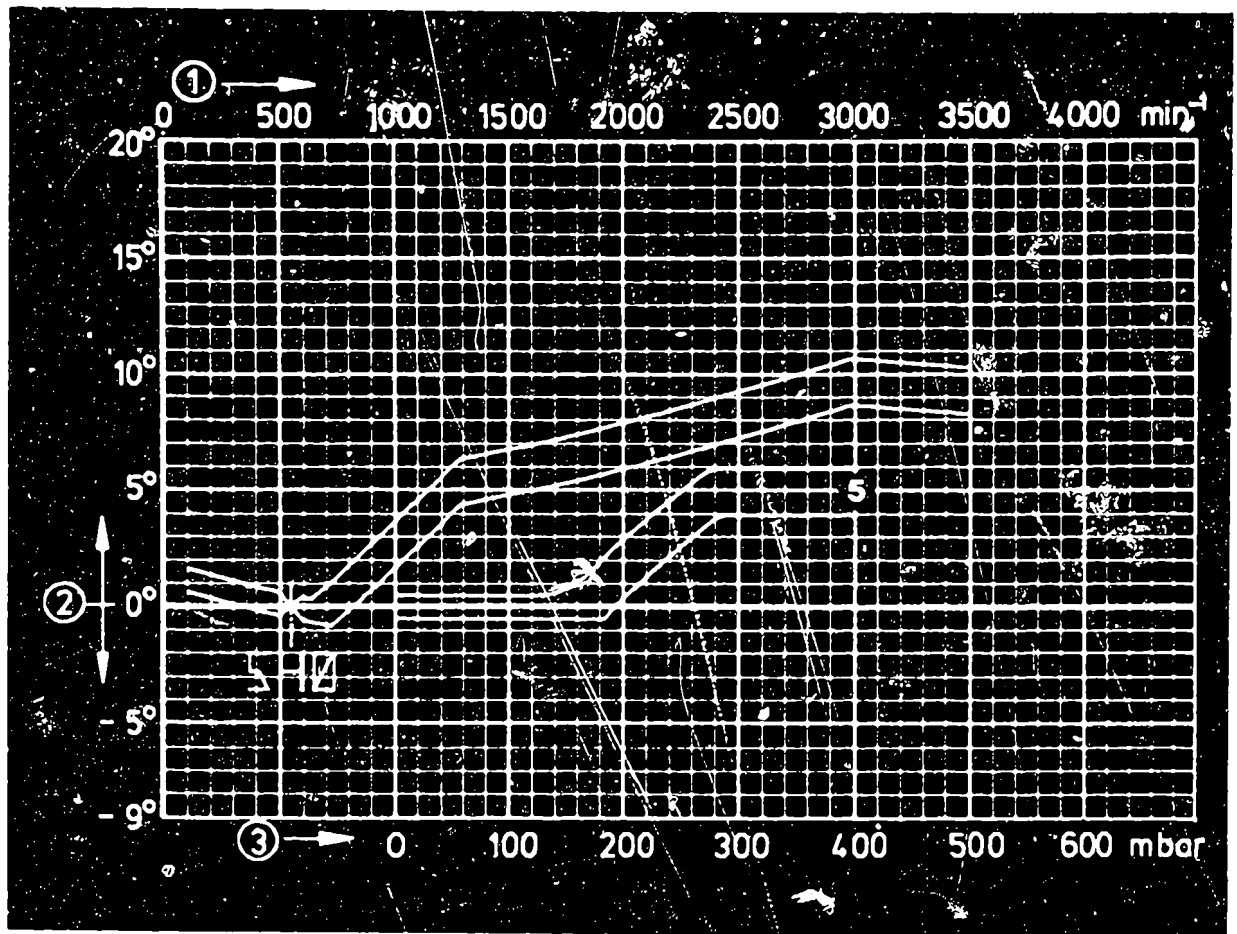
**A8**

Test specifications

Ignition distributors 0 237 ..







0 237 002 004

1 = Distributor-shaft speed

2 = Distributor-shaft advance

3 = Negative gauge pressure

5 = Negative gauge pressure (vacuum) advance

Test adapter KDZV 7202

ZV-I

Resistance of magnetic-pulse generator 950...1300 Ω

Air gap min.

0.25 mm

Addition to tolerance range

+ 0.5° dist.  
shaft

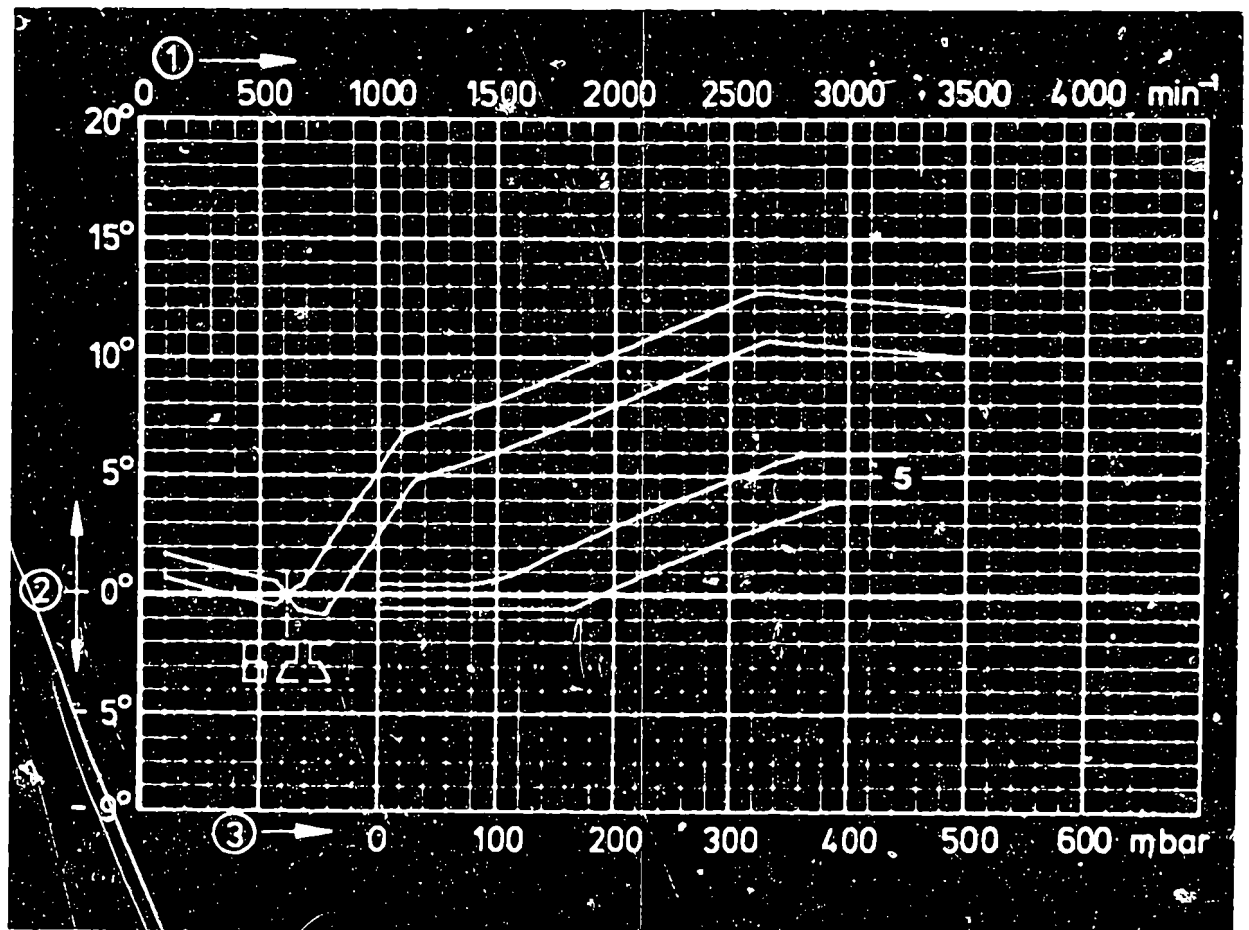
Repair and test instructions: W-237/ 502

**A9**

Test specifications

Ignition distributors 0 237 ..





0 237 002 005

1 = Distributor-shaft speed

2 = Distributor-shaft advance

3 = Negative gauge pressure

5 = Negative gauge pressure (vacuum) advance

Test adapter KDZV 7202

ZV-I

Resistance of magnetic-pulse generator

950...1300  $\Omega$

Air gap min.

0.25 mm

Addition to tolerance range

± 0.5° dist.  
shaft

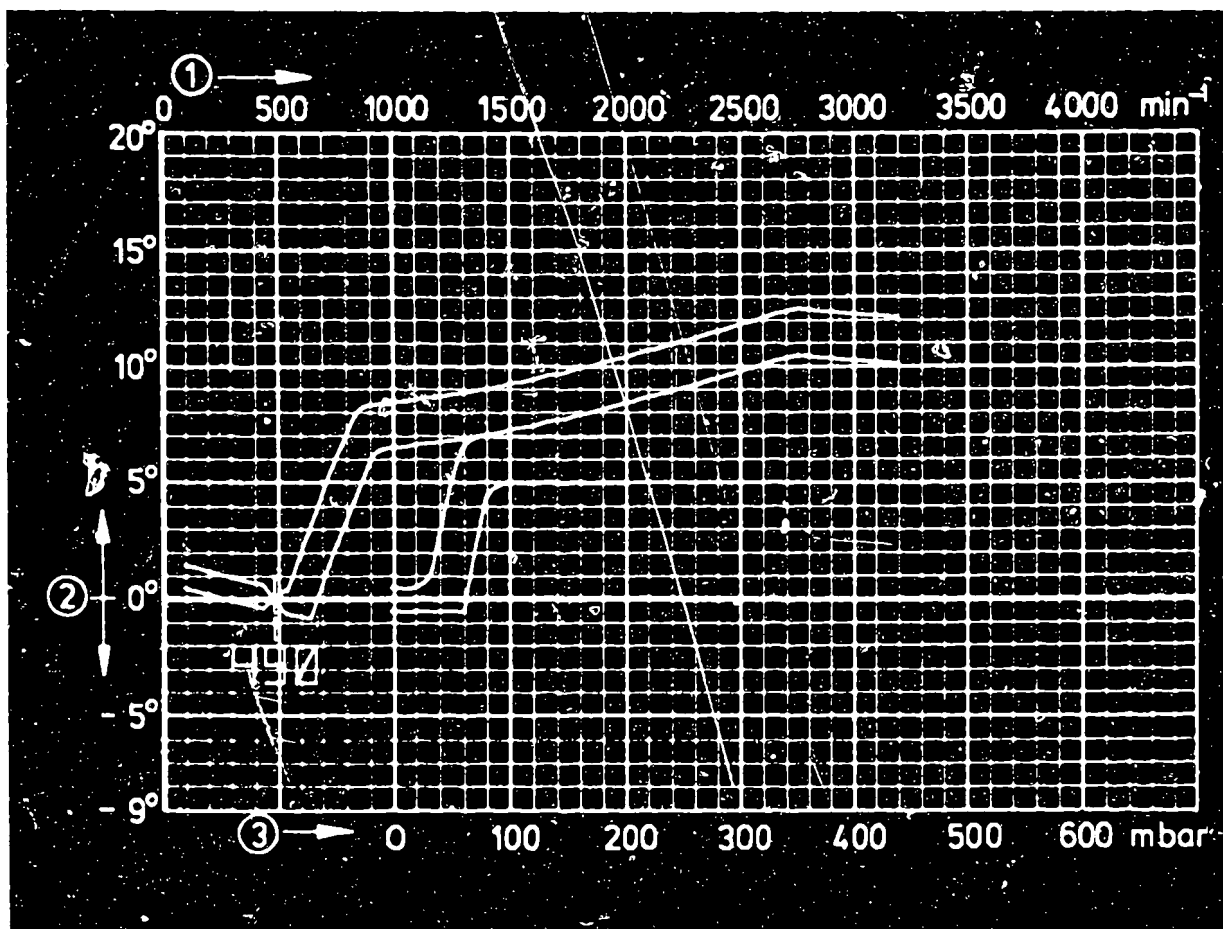
Repair and test instructions: W-237/502

**A10**

Test specifications

Ignition distributors 0 237..





0 237 002 006

1 = Distributor-shaft speed  
 2 = Distributor-shaft advance  
 3 = Negative gauge pressure  
 5 = Negative gauge pressure (vacuum) advance  
 Test adapter KDZV 7202 ZV-I  
 Resistance of magnetic-pulse generator 950...1300 Ω  
 Air gap min. 0.25 mm  
 Addition to tolerance range 0.5" dist. shaft

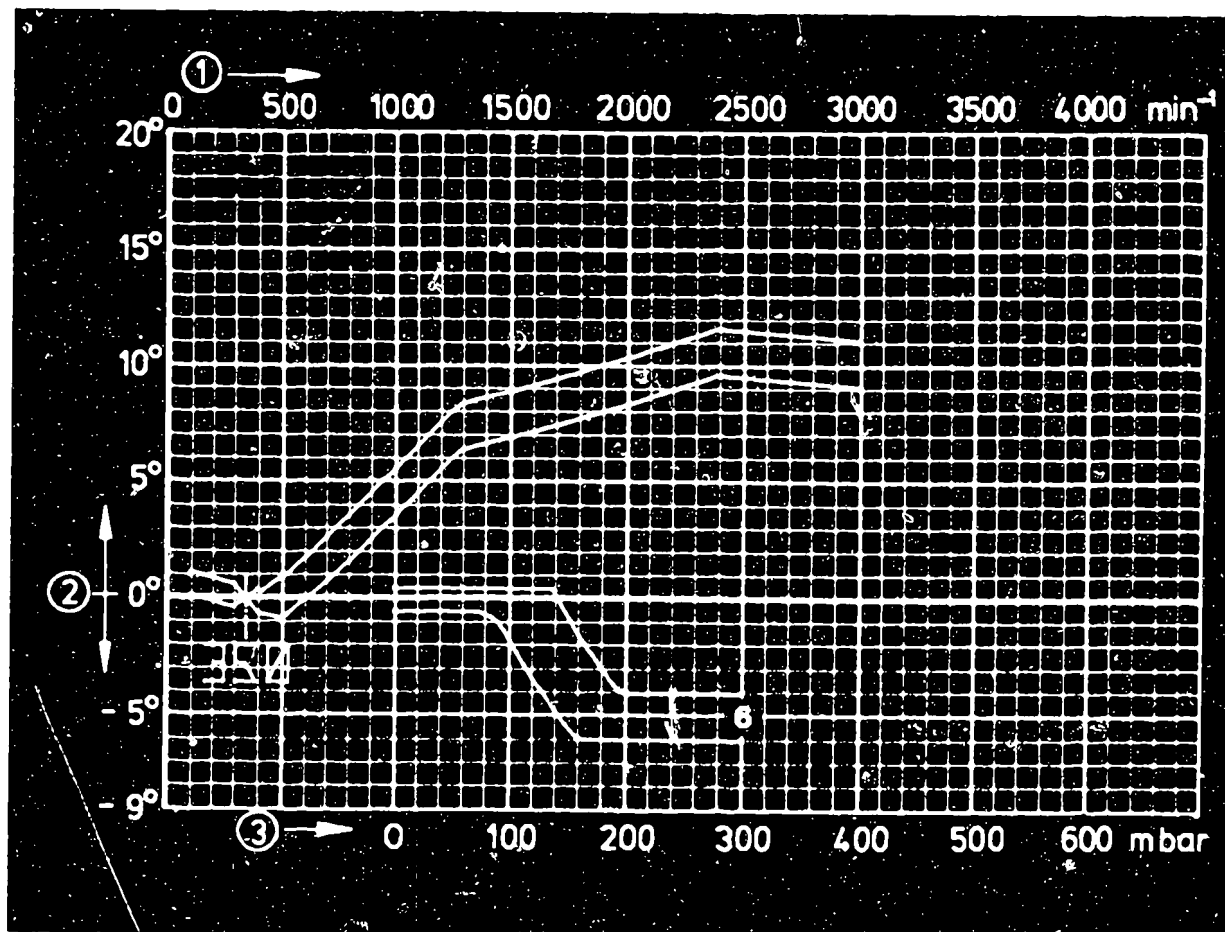
Repair and test instructions: W-237/ 502

**A11**

Test specifications

Ignition distributors 0 237 ..





0 237 002 007

1 = Distributor-shaft speed

2 = Distributor-shaft advance

3 = Negative gauge pressure

6 = Negative gauge pressure (vacuum) retard

Test adapter KDZV 7202 ZV-I

Resistance of magnetic-pulse generator 950...1300 Ω

Air gap min. 0,25 mm

Addition to tolerance range ± 0.5° dist. shaft

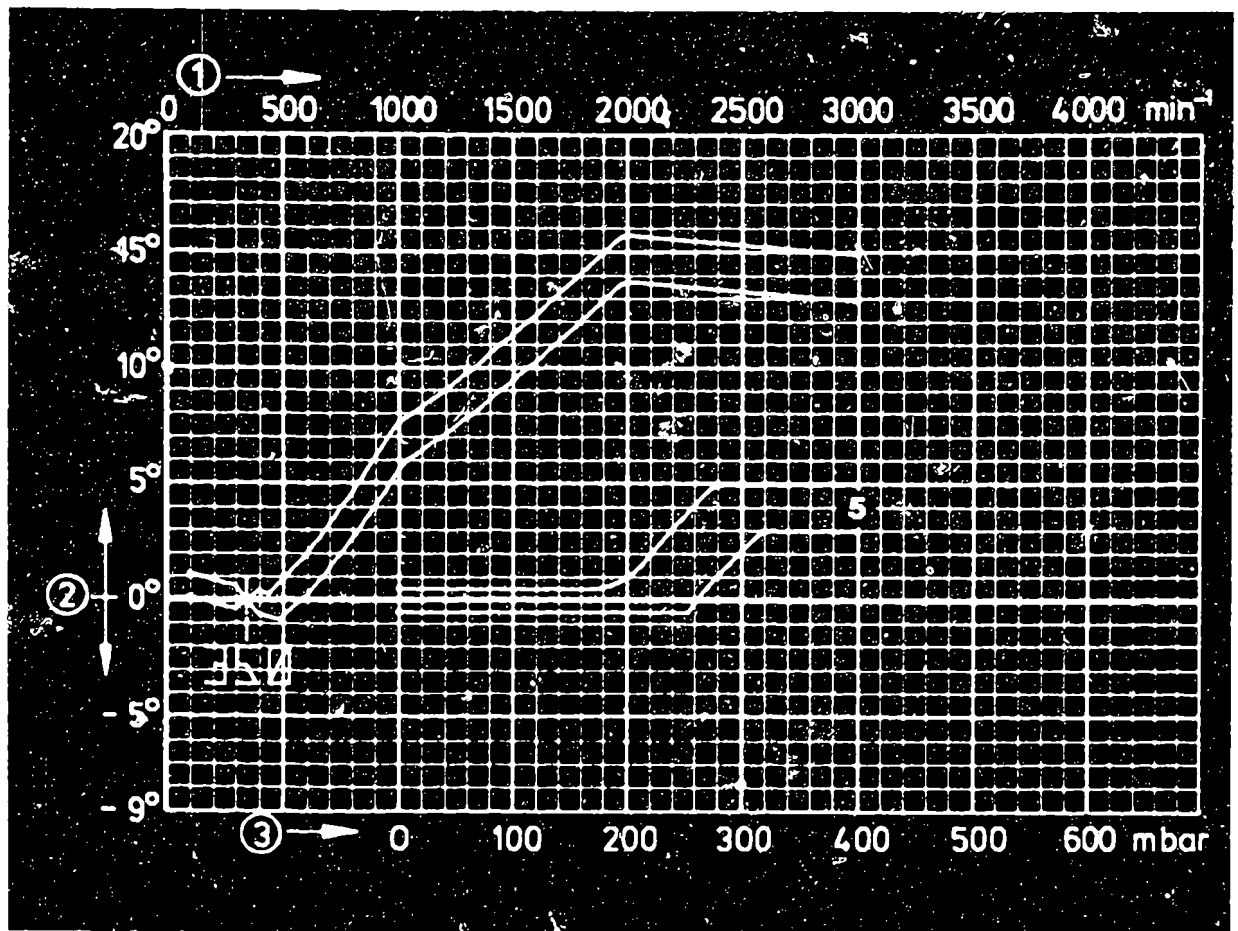
Repair and test instructions: W-237/502

**A12**

Test specifications

Ignition distributors 0 237 ..





0 237 002 010

1 = Distributor-shaft speed  
 2 = Distributor-shaft advance  
 3 = Negative gauge pressure  
 5 = Negative gauge pressure (vacuum) advance  
 Test adapter KDZV 7202 ZV-I  
 Resistance of magnetic-pulse generator 950...1300  $\Omega$   
 Air gap min. 0.25 mm  
 Addition to tolerance range  $\pm 0.5^\circ$  dist. shaft

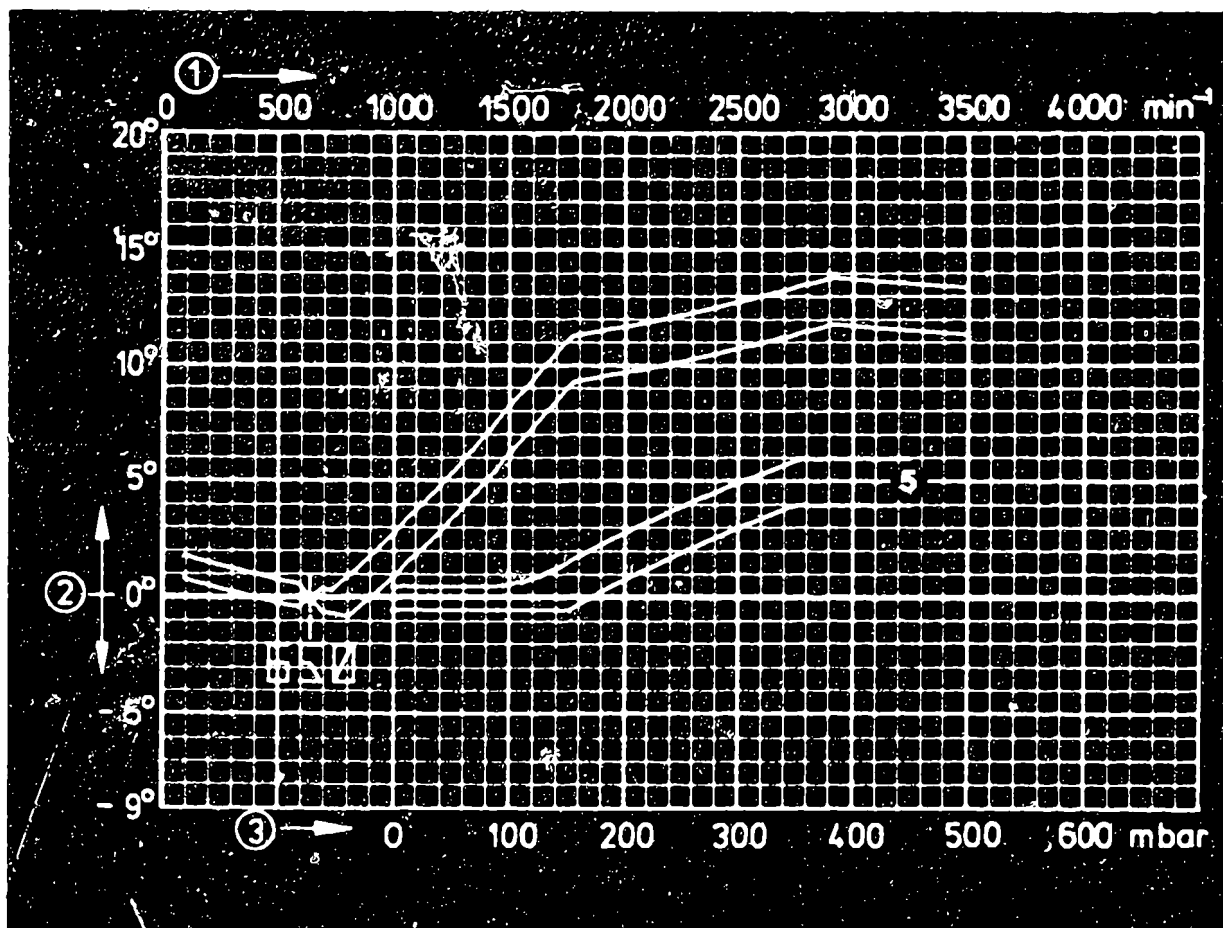
Repair and test instructions: W-237/ 502

**A13**

Test specifications

Ignition distributors 0 237 ..





0 237 002 011

1 = Distributor-shaft

2 = Distributor-shaft advance

3 = Negative gauge pressure

5 = Negative gauge pressure (vacuum) advance

Test adapter KDZV 7202

ZV-I

Resistance of magnetic-pulse generator

950...1300  $\Omega$

Air gap min.

0.25 mm

Addition to tolerance range

$\pm 0.5^\circ$  dist.  
shaft

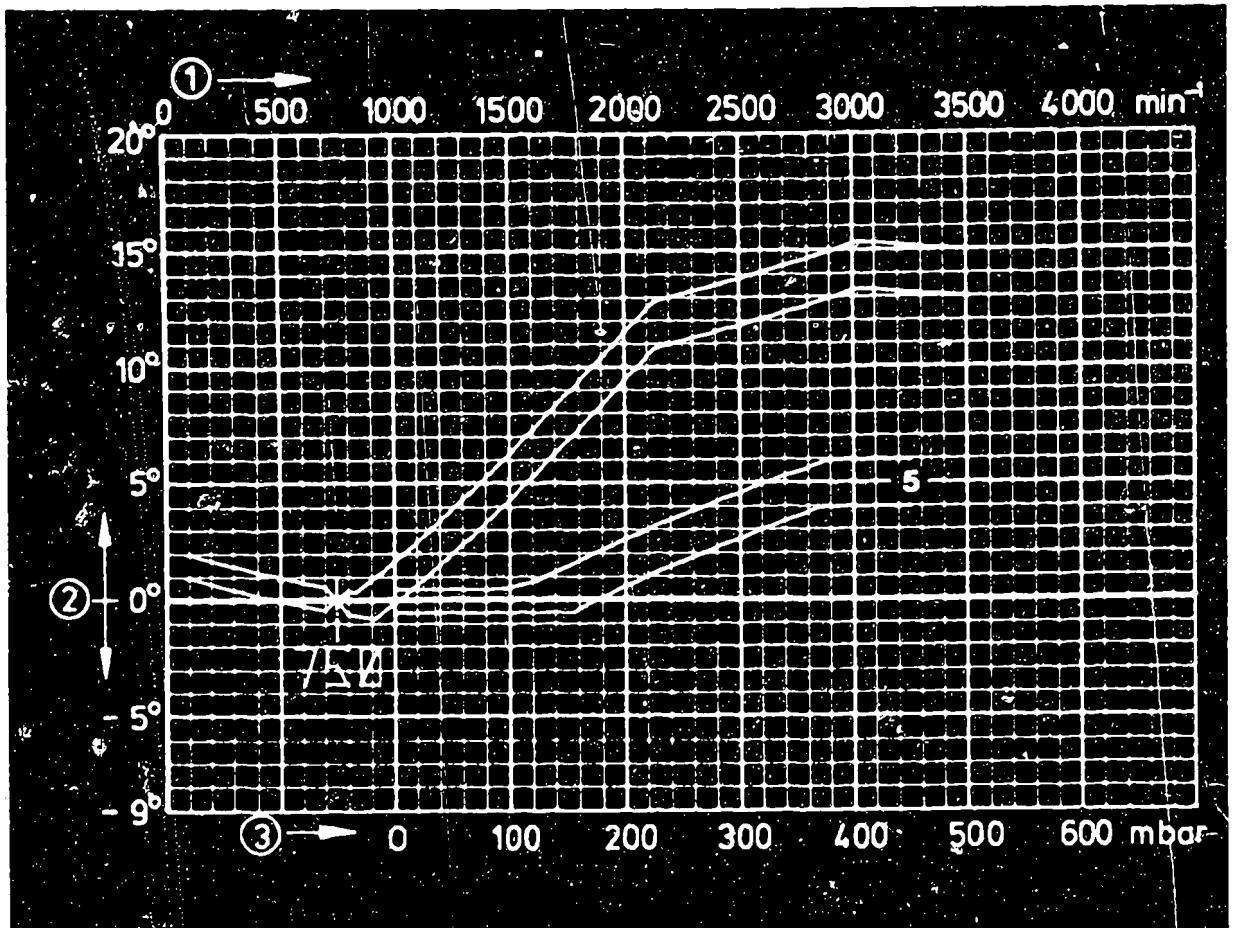
Repair and test instructions: W-237/ 502

**A14**

Test specifications

Ignition distributors 0 237 ..





0 237 002 012

1 = Distributor-shaft speed

2 = Distributor-shaft advance

3 = Negative gauge pressure

5 = Negative gauge pressure (vacuum) advance

Test adapter KDZV 7202

ZV-I

Resistance of magnetic-pulse generator

950...1300  $\Omega$

Air gap min.

0.25 mm

Addition to tolerance range

0.5 dist.  
shaft

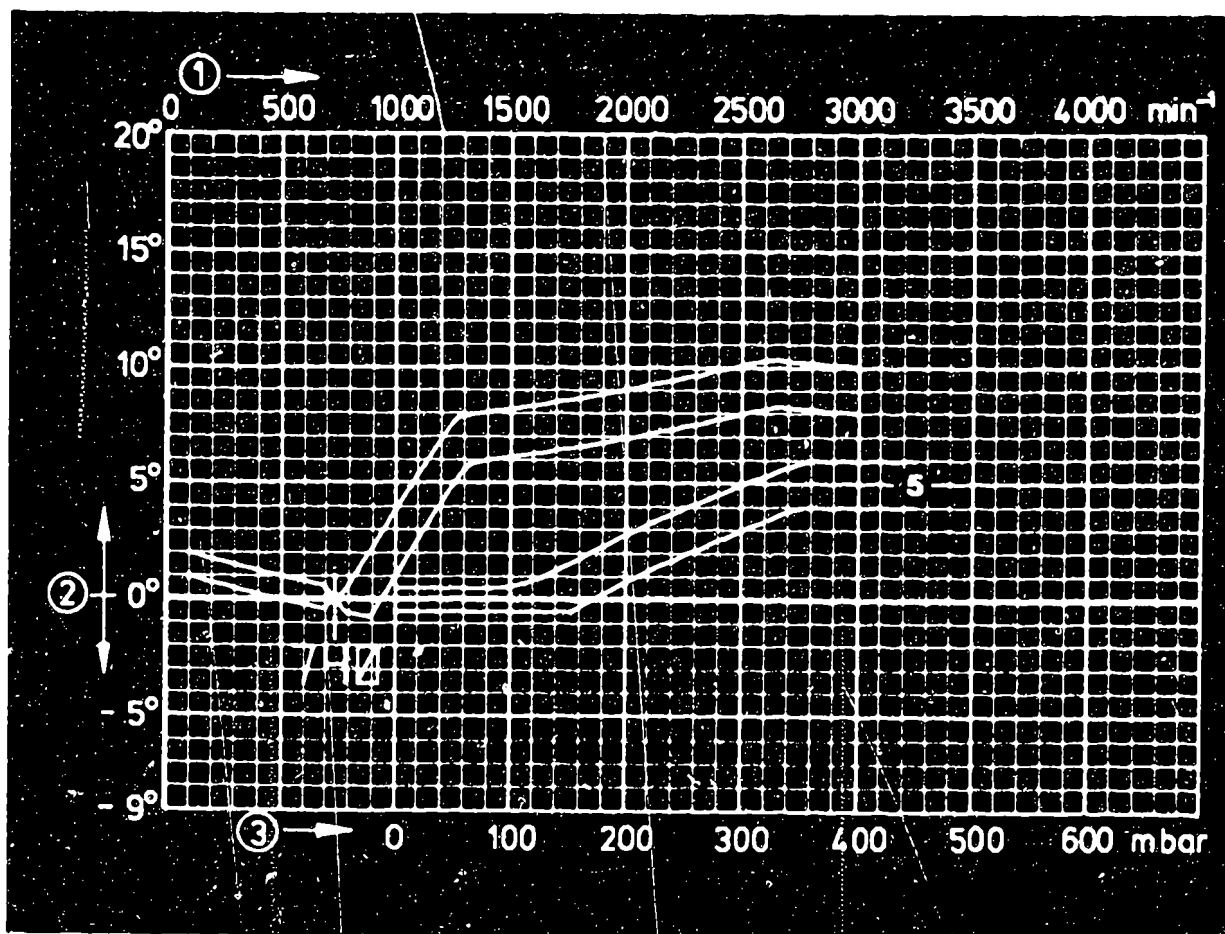
Repair and test instructions: W-237/ 502

**A15**

Test specifications

Ignition distributors 0 237 ..





0 237 002 013

1 = Distributor-shaft speed

2 = Distributor-shaft advance

3 = Negative gauge pressure

5 = Negative gauge pressure (vacuum) advance

Test adapter KDZV 7202

ZV-I

Resistance of magnetic-pulse generator 950...1300 Ω

Air gap min.

0.25 mm

Addition to tolerance range

± 0.5° dist.  
shaft

Repair and test instructions: W-237/502

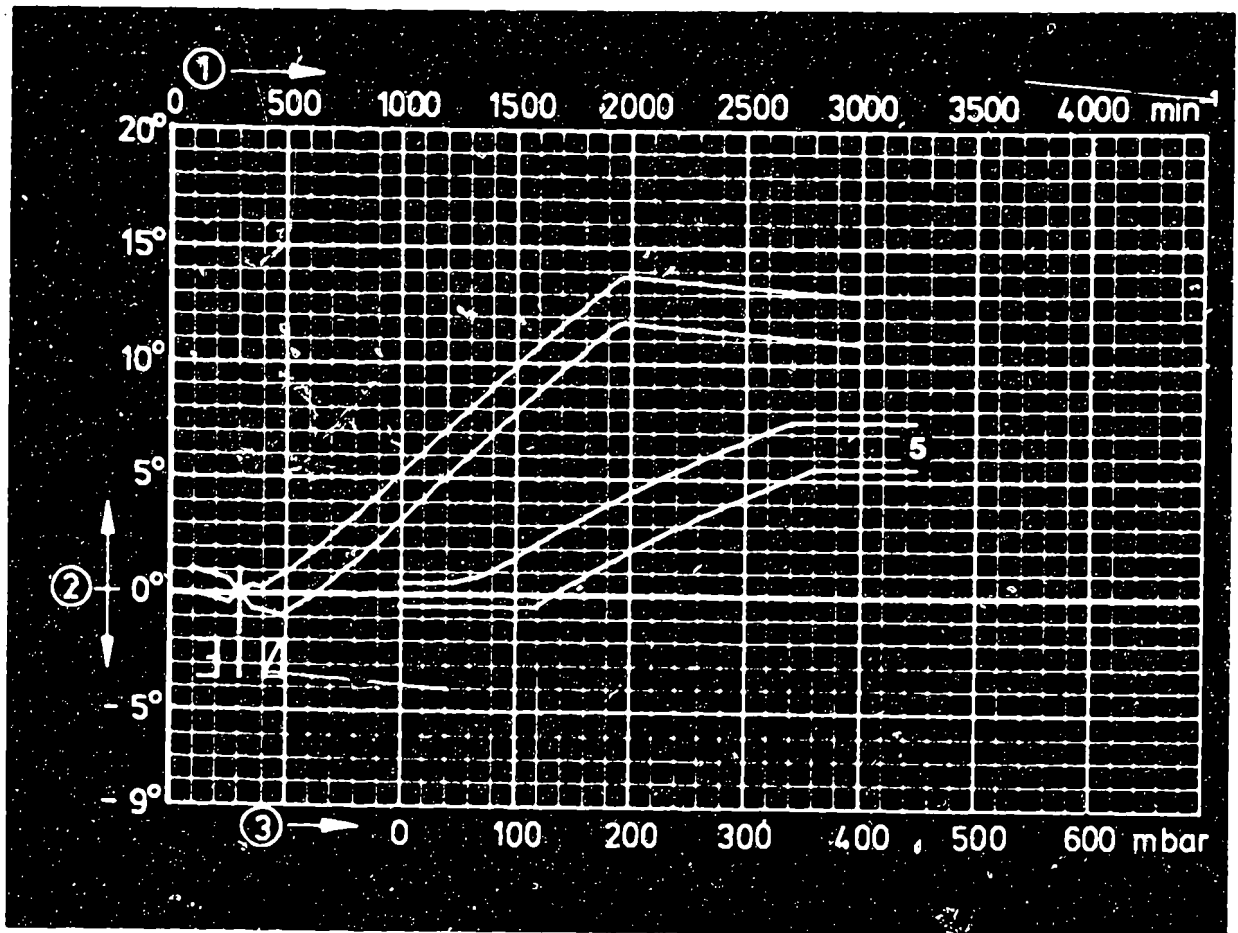
**A16**

Test specifications

Ignition distributors 0 237 ..







0 237 002 014

- 1 = Distributor-shaft speed
- 2 = Distributor-shaft advance
- 3 = Negative gauge pressure
- 5 = Negative gauge pressure (vacuum) advance

Test adapter KDZV 7202

ZV-I

Resistance of magnetic-pulse generator 950...1300  $\Omega$

Air gap min. 0.25 mm

Addition to tolerance range  $\pm 0.5^\circ$  dist. shaft

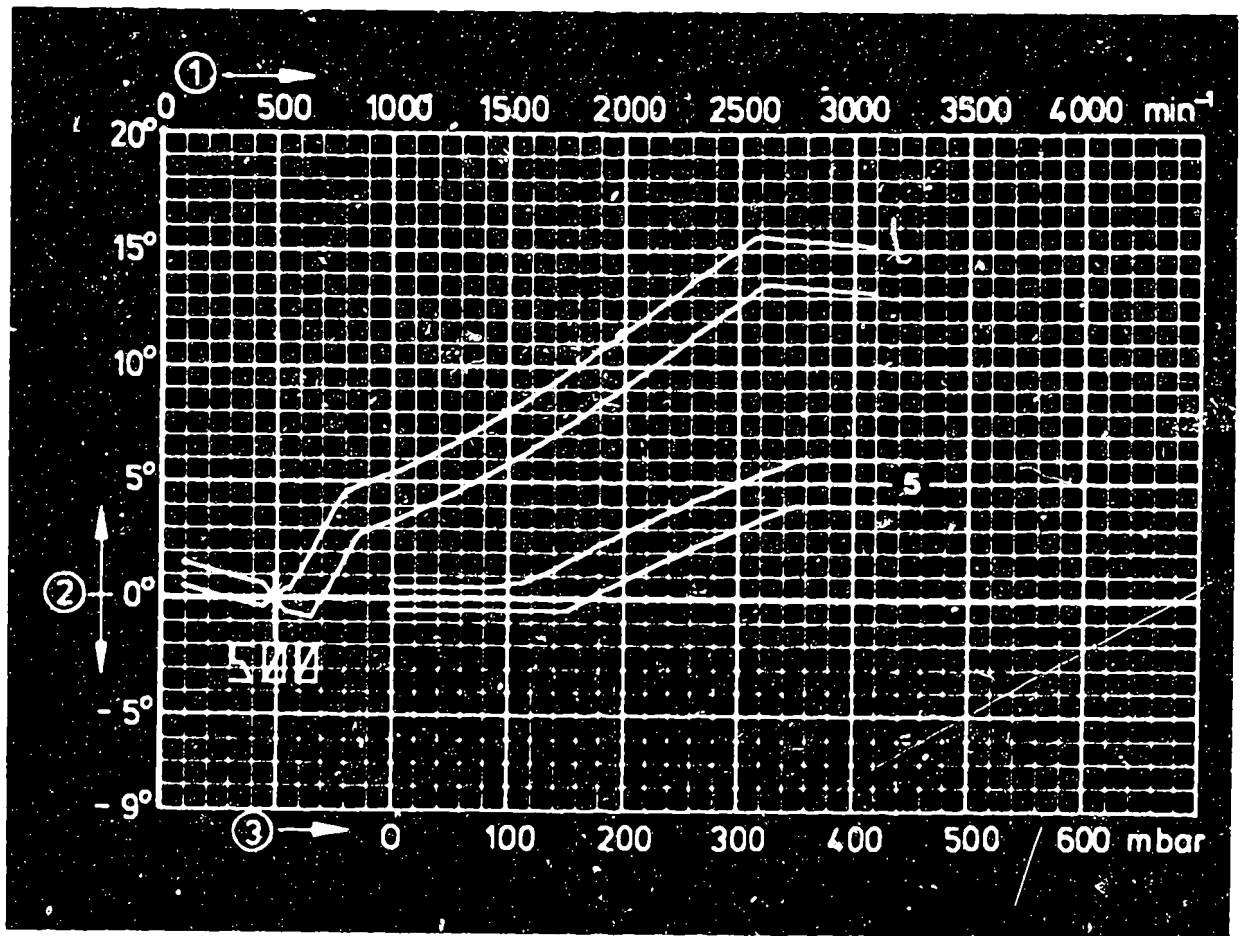
Repair and test instructions: W-237/502

**A17**

Test specifications

Ignition distributors 0 237 ..





0 237 002 015

1 = Distributor-shaft speed  
 2 = Distributor-shaft advance  
 3 = Negative gauge pressure  
 5 = Negative gauge pressure (vacuum) advance  
 Test adapter KDZV 7202 ZV-I  
 Resistance of magnetic-pulse generator 950...1300  $\Omega$   
 Air gap min. 0.25 mm  
 Addition to tolerance range  $\pm 0.5^\circ$  dist. shaft

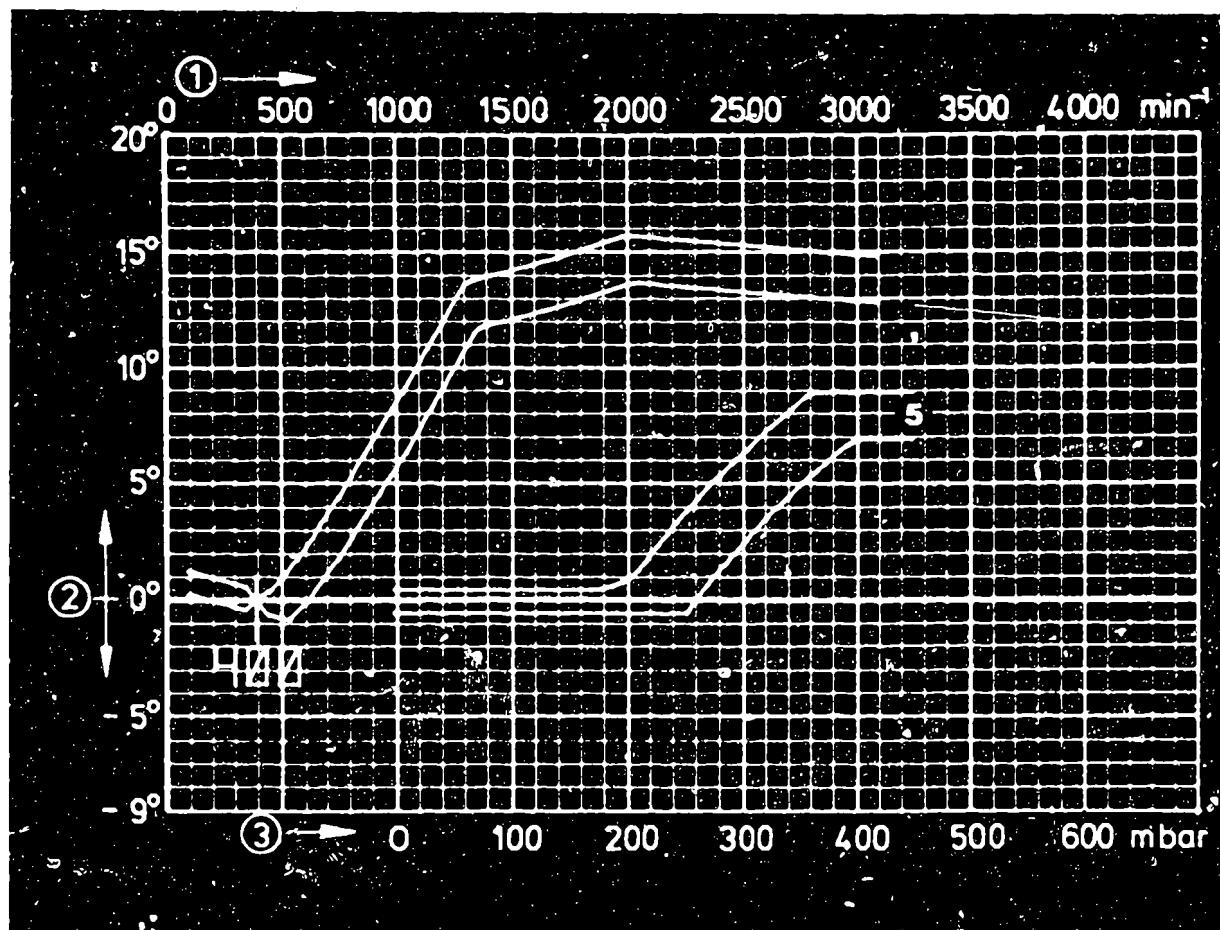
Repair and test instructions: W-237/502

**A18**

Test specifications

Ignition distributors 0 237 ..





0 237 002 017

1 = Distributor-shaft speed

2 = Distributor-shaft advance

3 = Negative gauge pressure

5 = Negative gauge pressure (vacuum) advance

Test adapter KDZV 7202

ZV-I

Resistance of magnetic-pulse generator 950...1300  $\Omega$

Air gap min.

0.25 mm

Addition to tolerance range

+ 0.5° dist.  
shaft

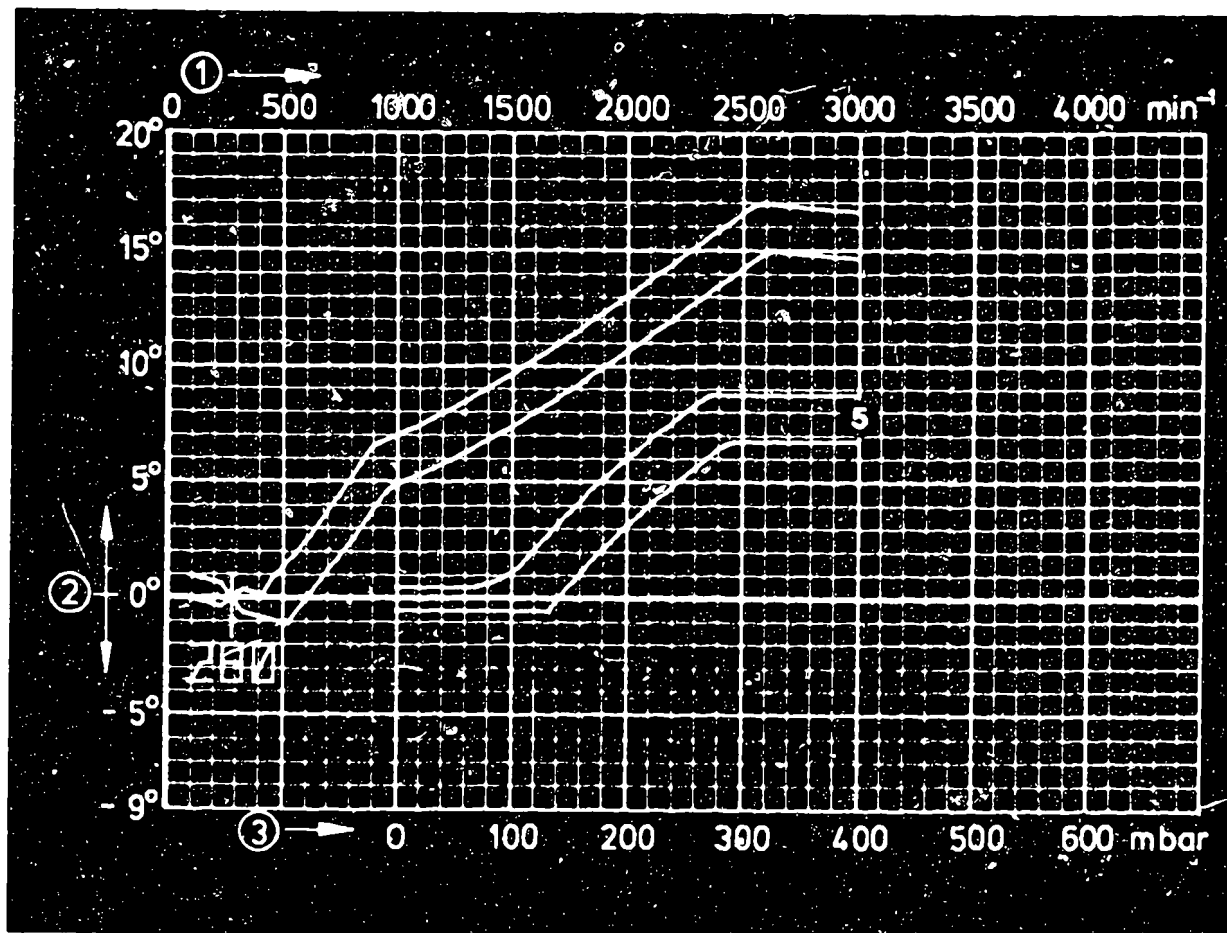
Repair and test instructions: W-237/502

**A19**

Test specifications

Ignition distributors 0 237..





0 237 002 018

1 = Distributor-shaft speed

2 = Distributor-shaft speed

3 = Negative gauge pressure

5 = Negative gauge pressure (vacuum) advance

Test adapter KDZV 7202

ZV-I

Resistance of magnetic-pulse generator 950...1300  $\Omega$

Air gap min.

0.25 mm

Addition to tolerance range

$\pm 0.5^\circ$  dist.  
shaft

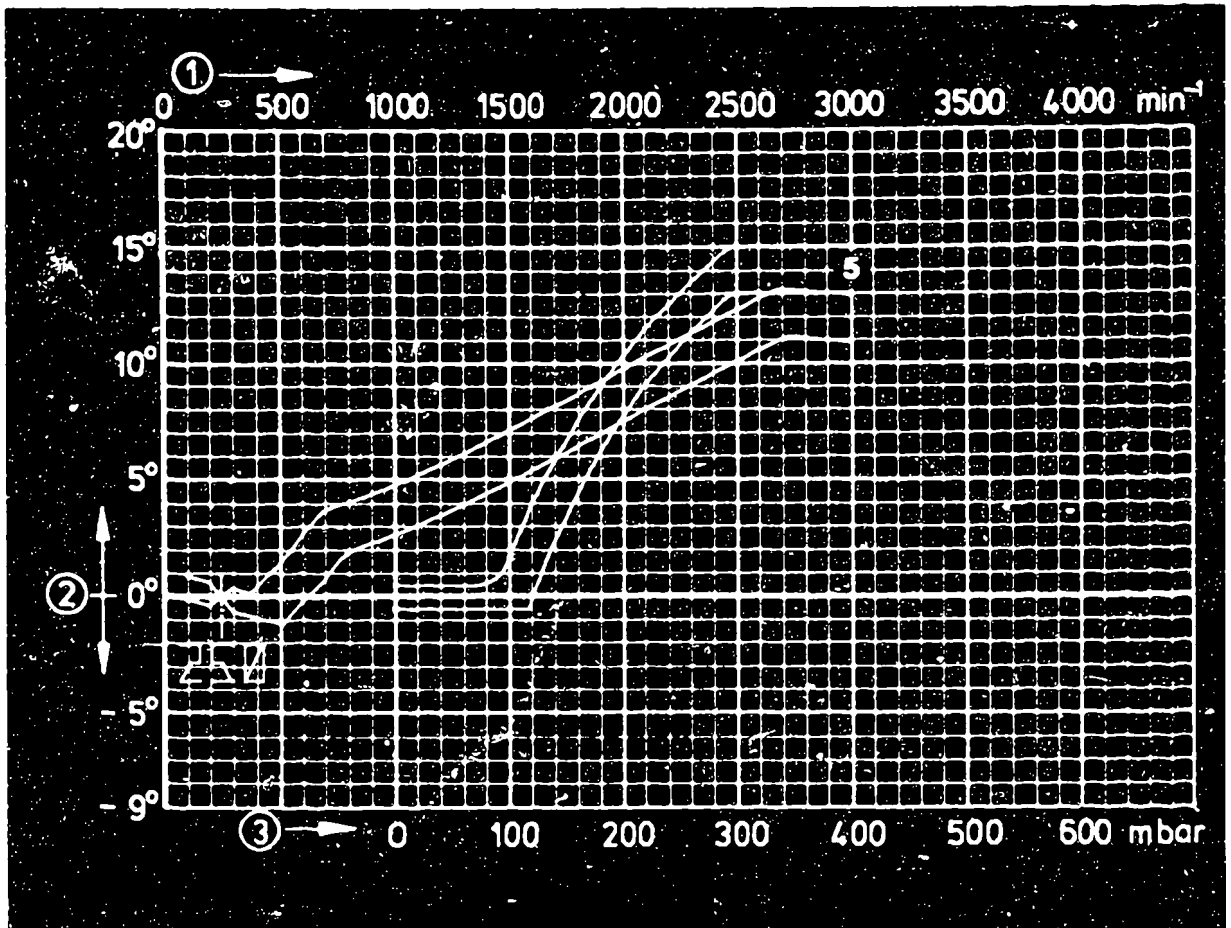
Repair and test instructions: W-237/502

**A20**

Test specifications

Ignition distributors 0 237 ..





0 237 002 020/.. 021

1 = Distributor-shaft speed  
 2 = Distributor-shaft advance  
 3 = Negative gauge pressure  
 5 = Negative gauge pressure (vacuum) advance  
 Test adapter KDZV 7202 ZV-I  
 Resistance of magnetic-pulse generator 950...1300 Ω  
 Air gap min. 0.25 mm  
 Addition to tolerance range ± 0.5° dist. shaft

Repair and test instructions: W-237/502

Clamping flange:  
 Driver:

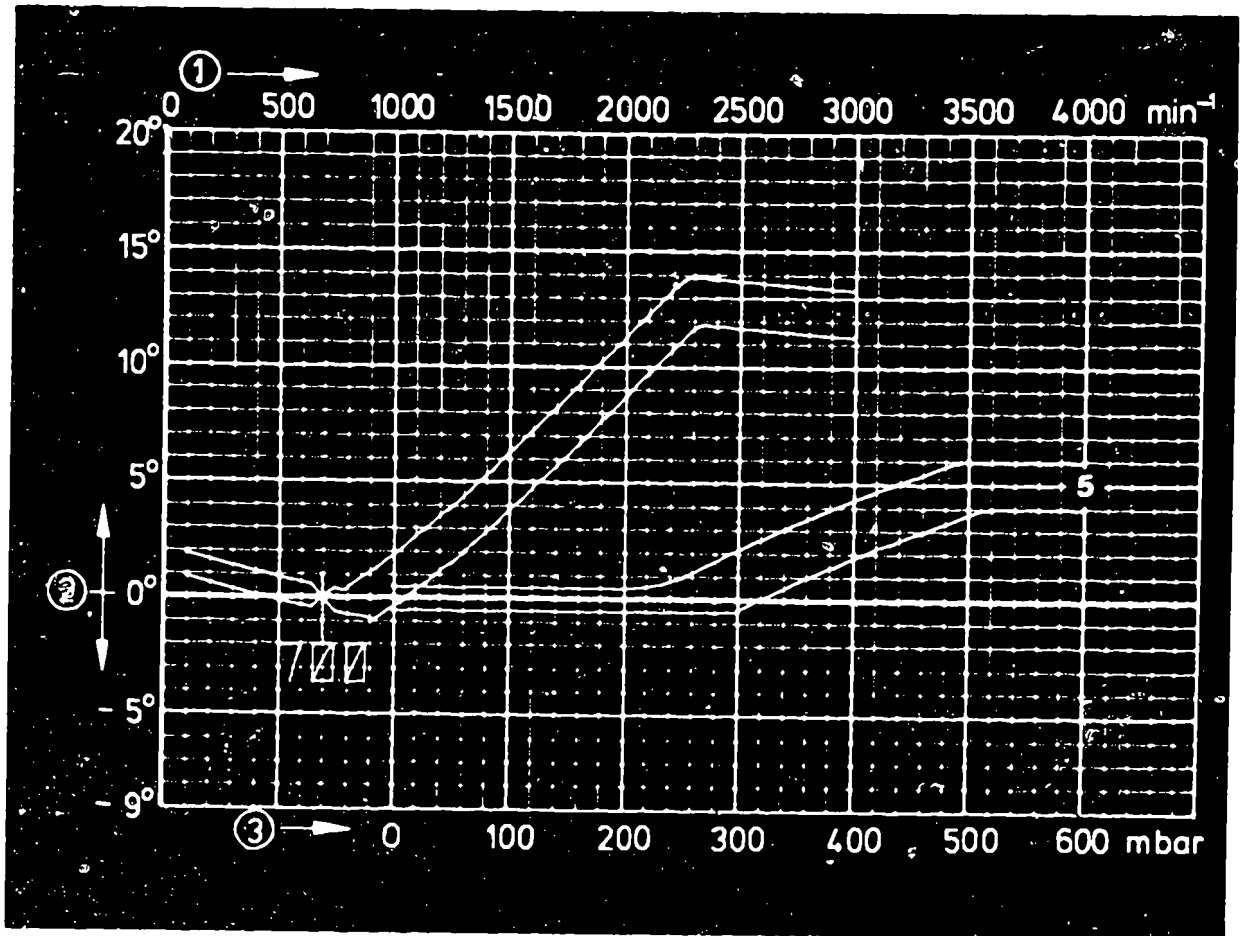
1 685 700 135  
 1 686 490 037

**A21**

Test specifications

Ignition distributors 0 237 ..





0 237 002 022

- 1 = Distributor-shaft speed
- 2 = Distributor-shaft advance
- 3 = Negative gauge pressure
- 5 = Negative gauge pressure (vacuum) advance
- Test adapter KDZV ZV-I
- Resistance of magnetic-pulse generator 950...1300  $\Omega$
- Air gap min. 0.25 mm
- Addition to tolerance range  $\pm 0.5^\circ$  dist. shaft

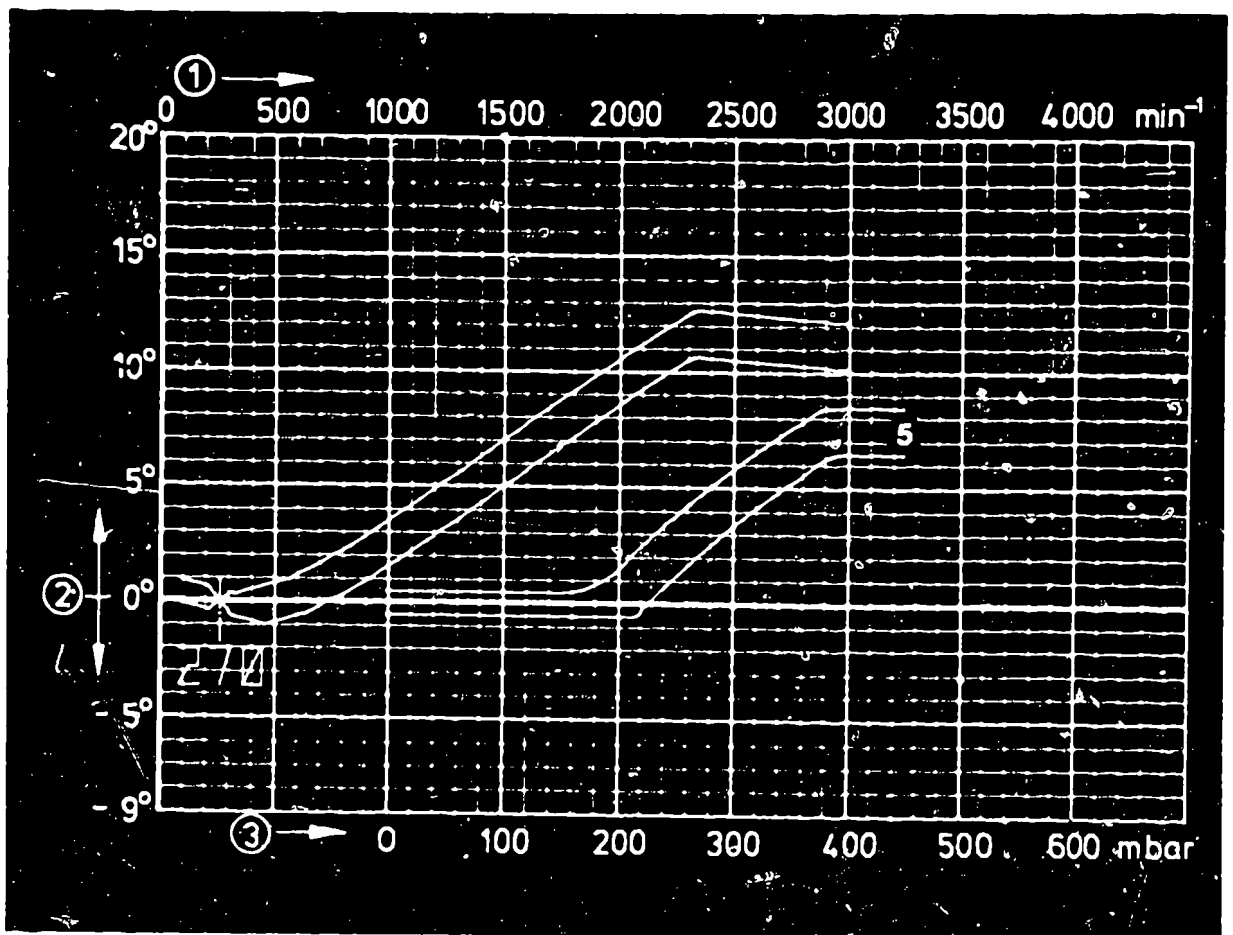
Repair and test instructions: W-237/502

**A22**

Test specifications

Ignition distributors 0 237 ..





0 237 002 023

1 = Distributor-shaft speed

2 = Distributor-shaft advance

3 = Negative gauge pressure

5 = Negative gauge pressure (vacuum) advance

Test adapter KDZV 7202

ZV-I

Resistance of magnetic-pulse generator

950...1300  $\Omega$

Air gap min.

0.25 mm

Addition to tolerance range

$\pm 0.5^\circ$  dist  
shaft

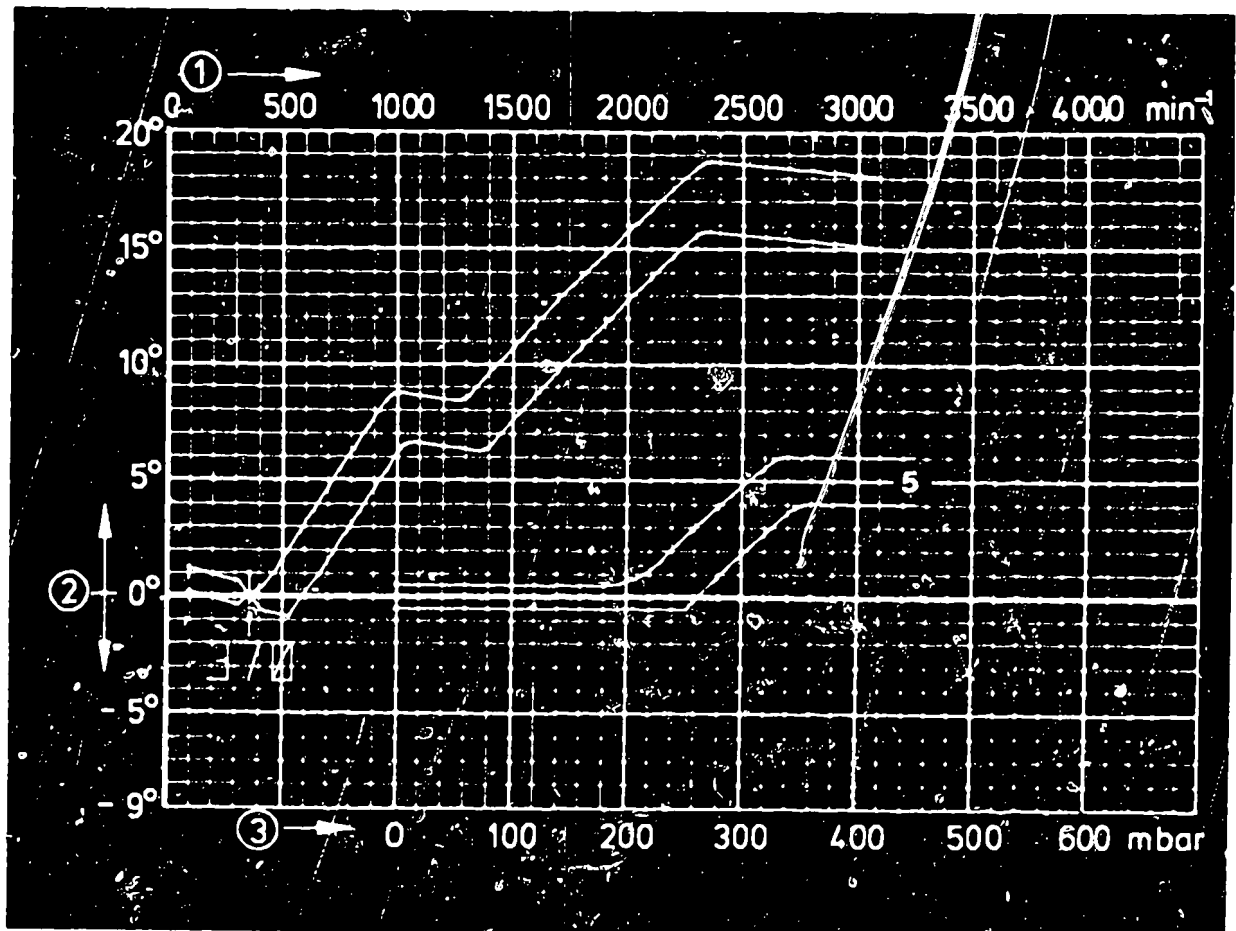
Repair and test instructions: W-237/502

**A23**

Test specifications

Ignition distributors 0 237...





0 237 002 024

1 = Distributor-shaft speed

2 = Distributor-shaft advance

3 = Negative gauge pressure

5 = Negative gauge pressure (vacuum) advance

Test adapter KDZV 7202

ZV-I

Resistance of magnetic-pulse generators 505...680 Ω

Air gap min.

0.25 mm

Addition to tolerance rage

± 0.5° dist.  
shaft

Repair and test instructions: W-237/502

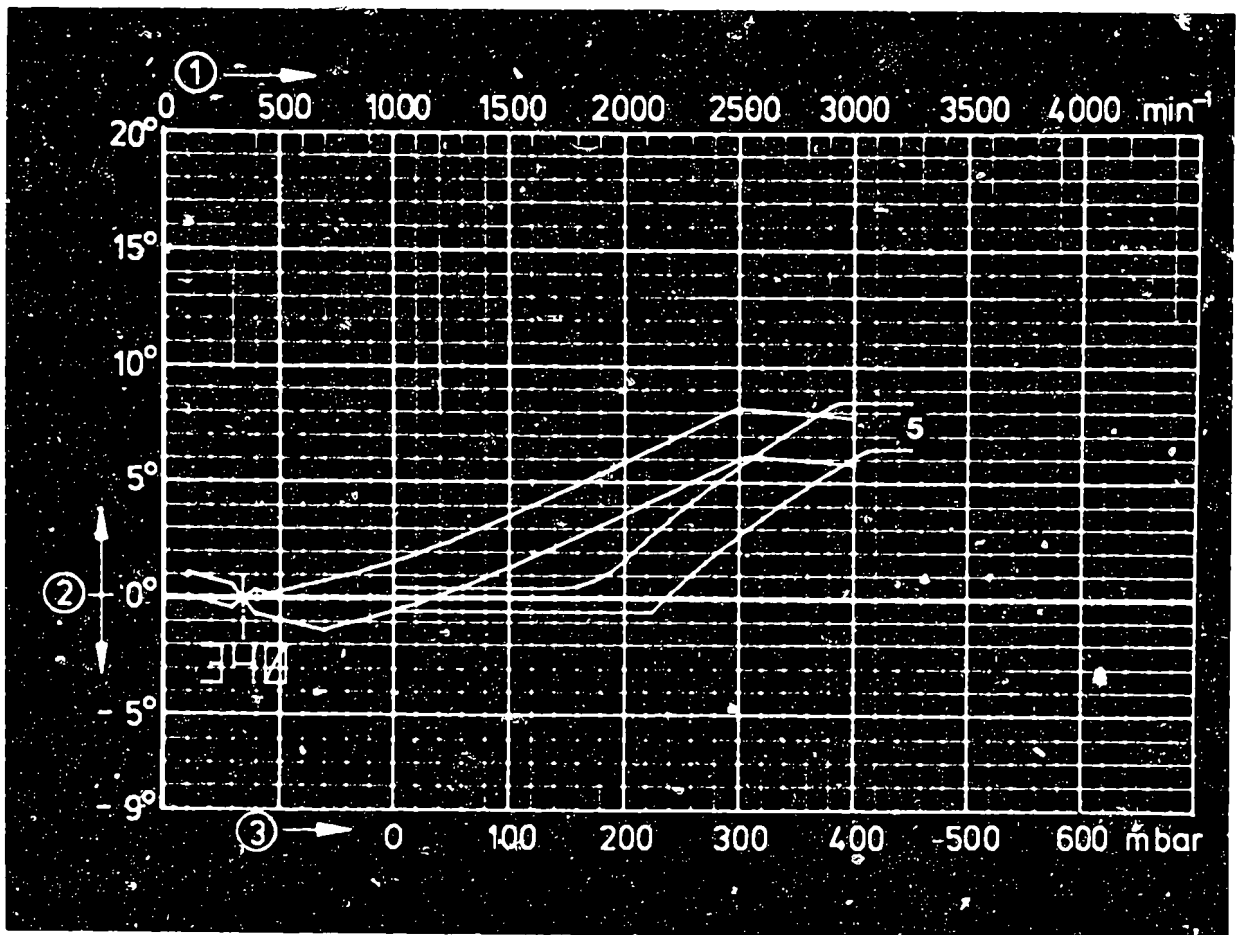
**A24**

Test specifications

Ignition distributors 0 237 ..







0 237 002 026

1 = Distributor-shaft speed

2 = Distributor-shaft advance

3 = Negative gauge pressure

5 = Negative gauge pressure (vacuum) advance

Test adapter KDZV 7202

ZV-I

Resistance of magnetic-pulse generator

950...1300 Ω

Air gap min.

0.25 mm

Addition to tolerance range

+ 0.5° dist.  
- shaft

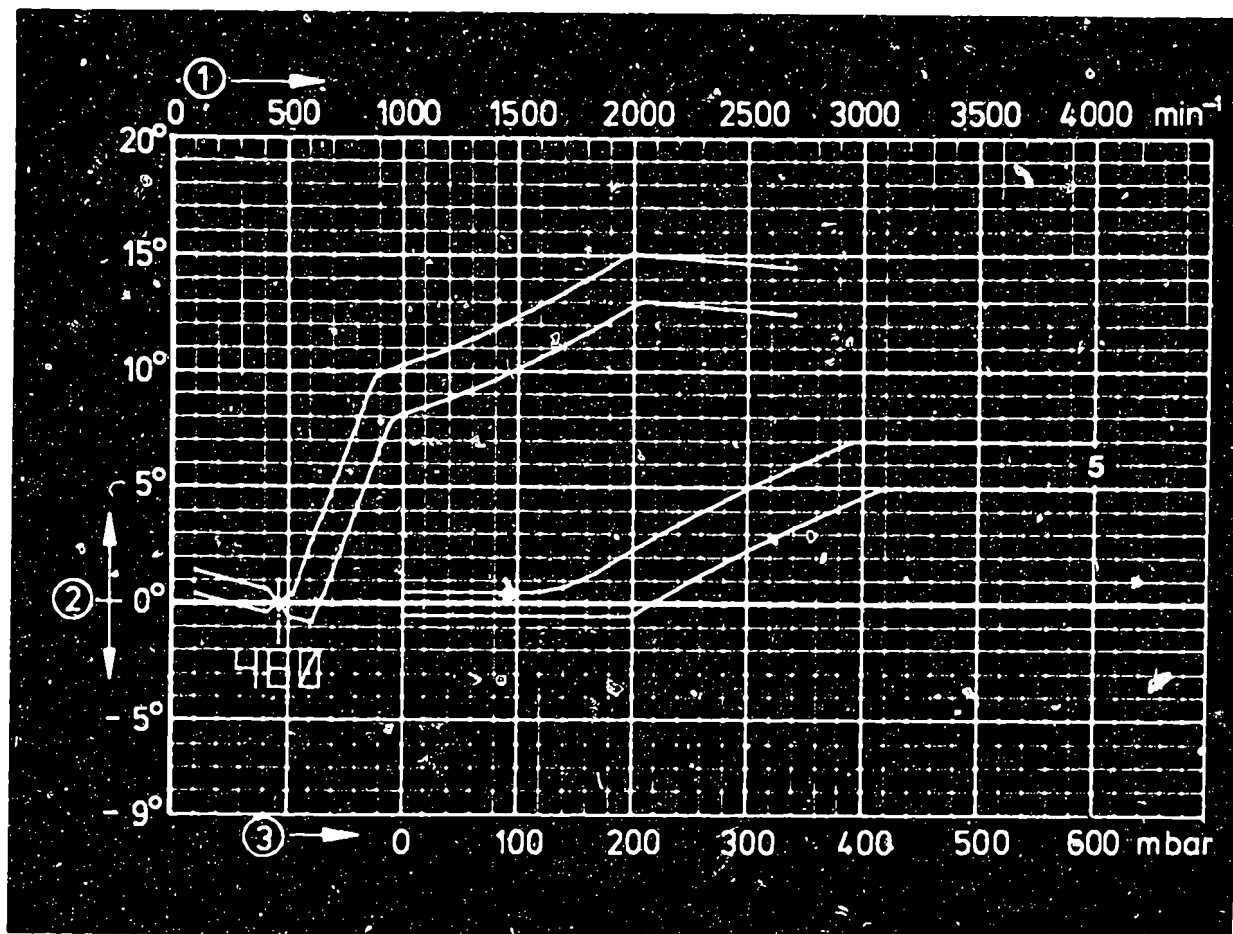
Repair and test instructions: W-237/502

**B1**

Test specifications

Ignition distributors 0 237 ..





0 237 002 031

1 = Distributor-shaft speed

2 = Distributor-shaft advance

3 = Negative gauge pressure

5 = Negative gauge pressure (vacuum) advance

Test adapter KDZV 7202

ZV-I

Resistance of magnetic-pulse generator 950...1300 Ω

Air gap min. 0.25 mm

Addition to tolerance range ± 0.5° dist. shaft

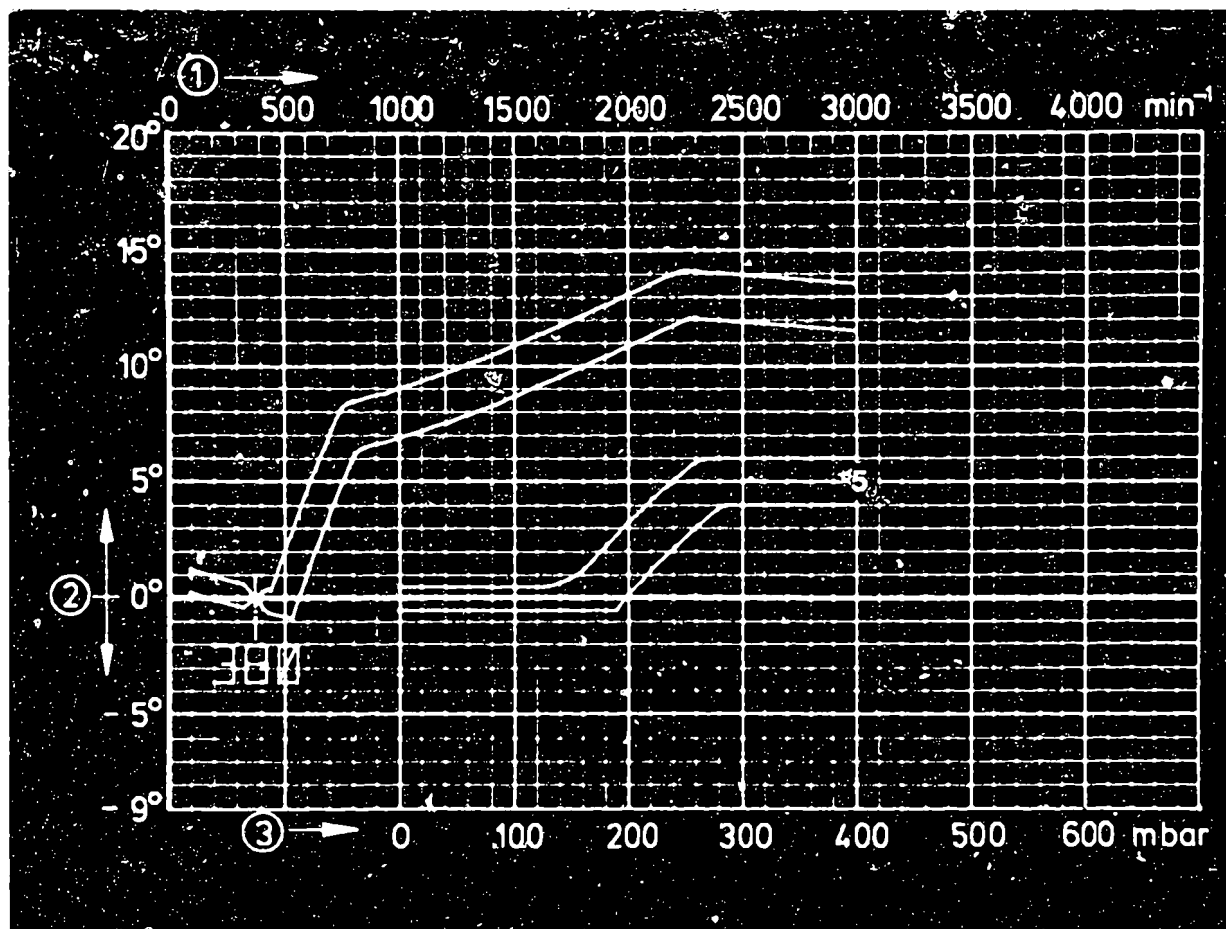
Repair and test instructions: W-237/502

**B2**

Test specifications

Ignition distributors 0 237 ..





0 237 002 032

1 = Distributor-shaft speed

2 = Distributor-shaft advance

3 = Negative gauge pressure

5 = Negative gauge pressure (vacuum) advance

Test adapter KDZV 7202 ZV-I

Resistance of magnetic-pulse generator 950...1300  $\Omega$

Air gap min. 0.25 mm

Addition to tolerance range  $\pm 0.5^\circ$  dist. shaft

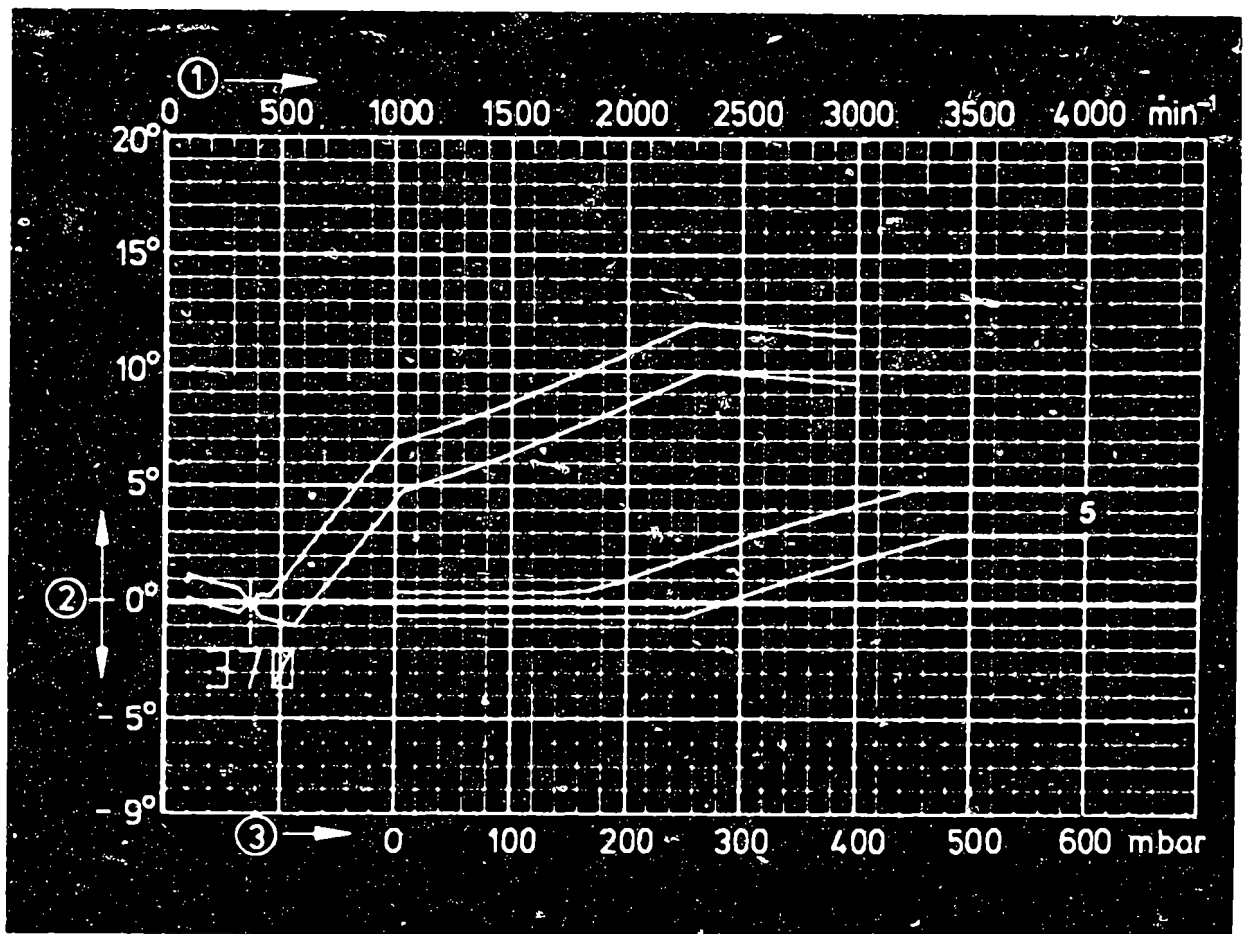
Repair and test instructions: W-237/502

**B3**

Test specifications

Ignition distributors 0 237 ...





0 237 002 033

- 1 = Distributor-shaft speed
  - 2 = Distributor-shaft advance
  - 3 = Negative gauge pressure
  - 5 = Negative gauge pressure (vacuum) advance
- Test adapter KDZV 7202 ZV-I  
 Resistance of magnetic-pulse generator 950...1300 Ω  
 Air gap min. 0.25 mm  
 Addition to tolerance range  $\pm 0.5^\circ$  dist. shaft

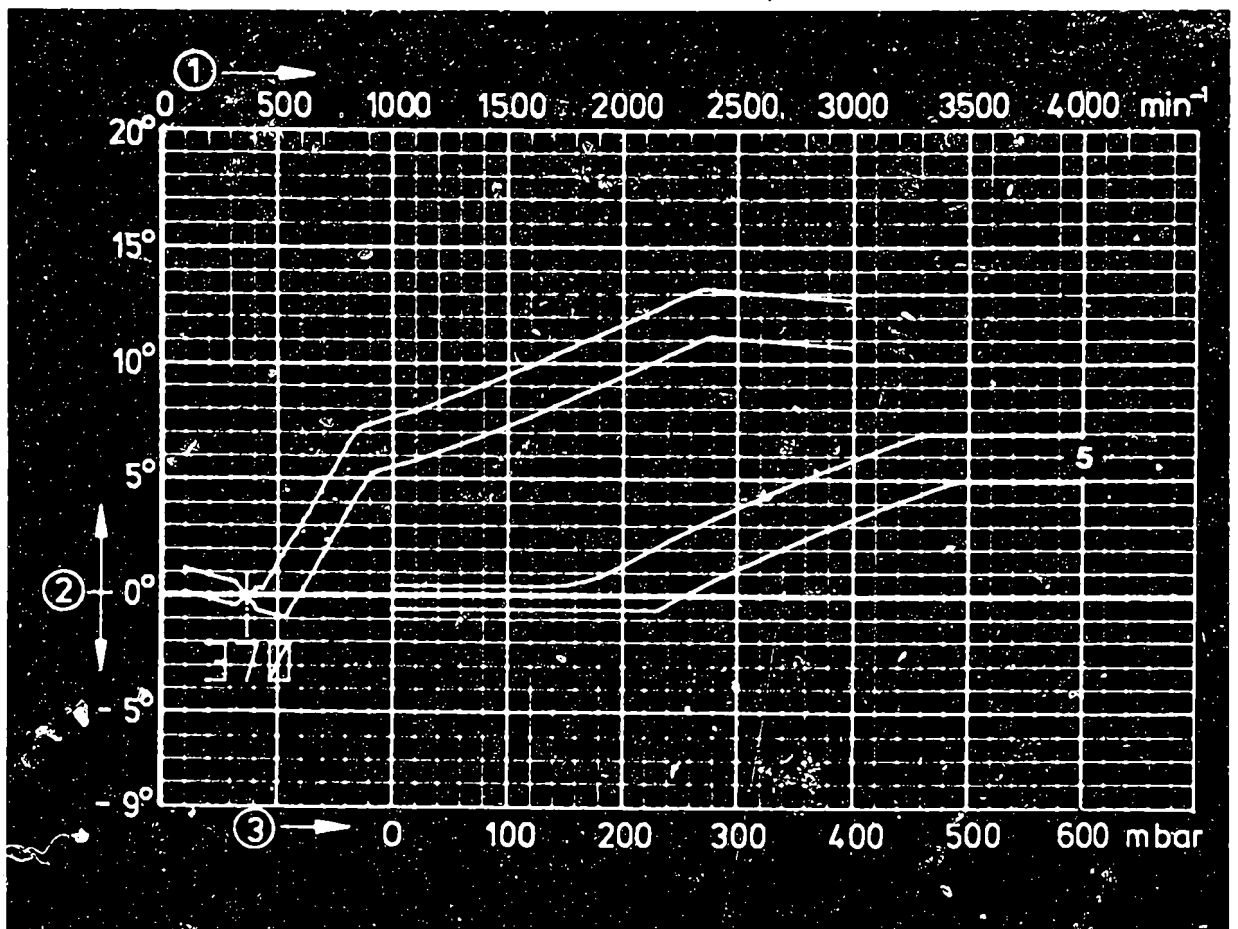
Repair and test instructions: W-237/ 502

**B4**

Test specifications

Ignition distributors 0 237 ..





0 237 002 034

1 = Distributor-shaft speed

2 = Distributor-shaft advance

3 = Negative gauge pressure

5 = Negative gauge pressure (vacuum) advance

Test adapter KDZV 7202

ZV-I

Resistance of magnetic-pulse generator 950...1300 Ω

Air gap min.

0.25 mm

Addition to tolerance range

± 0.5° dist.  
shaft

Repair and test instructions: W-237/502

Clamping flange:

1 685 700 135

Driver:

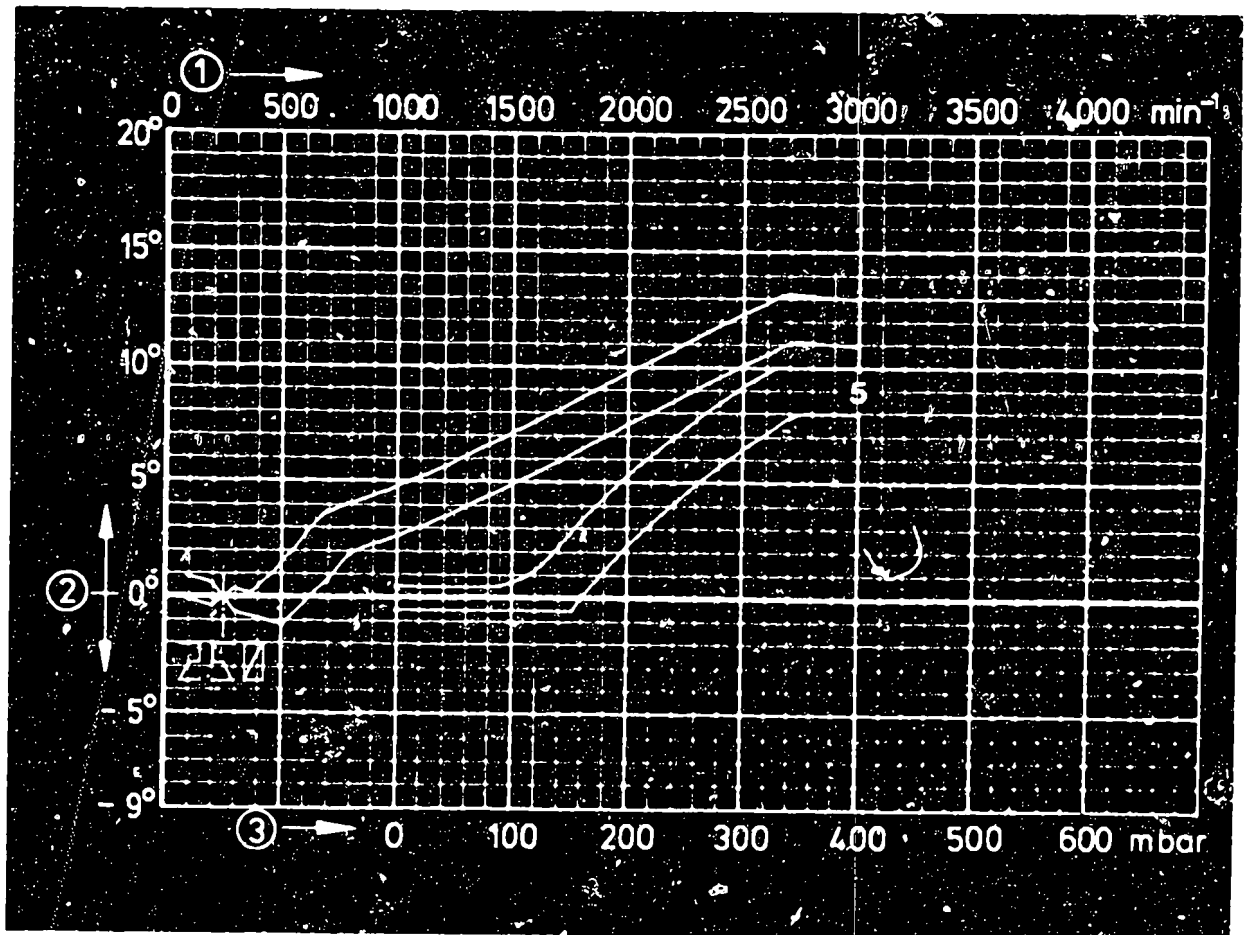
1 686 490 037

**B5**

Test specifications

Ignition distributors 0 237 ..





0 237 002 035

1 = Distributor-shaft speed

2 = Distributor-shaft advance

3 = Negative gauge pressure

5 = Negative gauge pressure (vacuum) advance

Test adapter KDZV 7202 ZV-I

Resistance of magnetic-pulse generator 950...1300  $\Omega$

Air gap min. 0.25 mm

Addition to tolerance range  $\pm 0.5^\circ$  dist. shaft

Repair and test instructions: W-237/502

Clamping flange:

1 685 700 135

Driver:

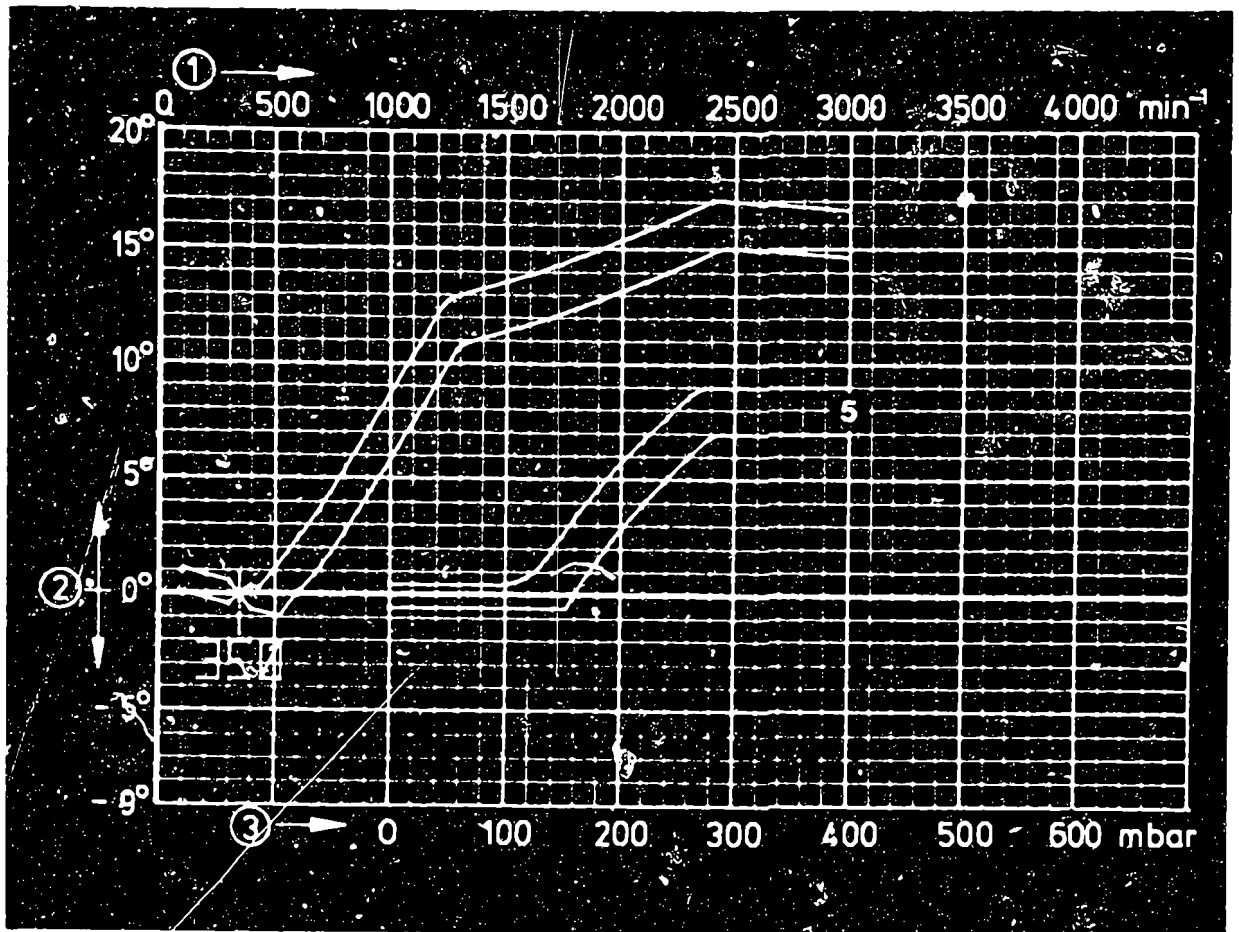
1 686 490 037

**B6**

Test specifications

Ignition distributors 0 237 ..





0 237 002 036

- 1 = Distributor-shaft speed
- 2 = Distributor-shaft advance
- 3 = Negative gauge pressure
- 5 = Negative gauge pressure (vacuum) advance
- Test adapter KDZV ZV-I
- Resistance of magnetic-pulse generator 950...1300  $\Omega$
- Air gap min. 0.25 mm
- Addition to tolerance range  $\pm 0.5^\circ$  dist. shaft

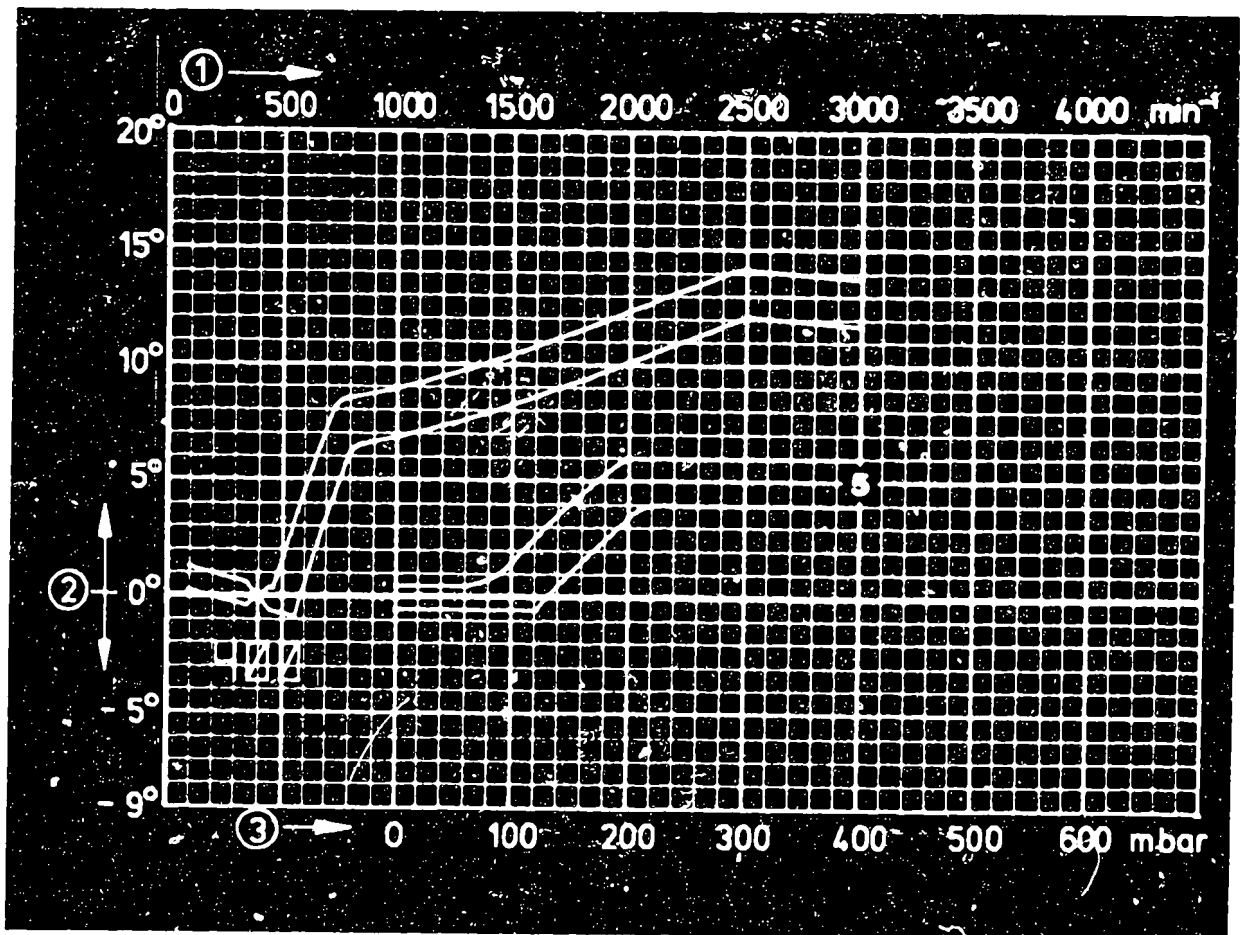
Repair and test instructions: W-237/502

**B7**

Test specifications

Ignition distributors 0 237 ..





0 237 002 037

1 = Distributor-shaft speed

2 = Distributor-shaft advance

3 = Negative gauge pressure

5 = Negative gauge pressure (vacuum) advance

Test adapter KDZV 7202 ZY-1

Resistance of magnetic-pulse generator 950...1300  $\Omega$

Air gap min. 0.25 mm

Addition to tolerance range 0.5° dist.  
shaft

Repair and test instructions: W-237/502

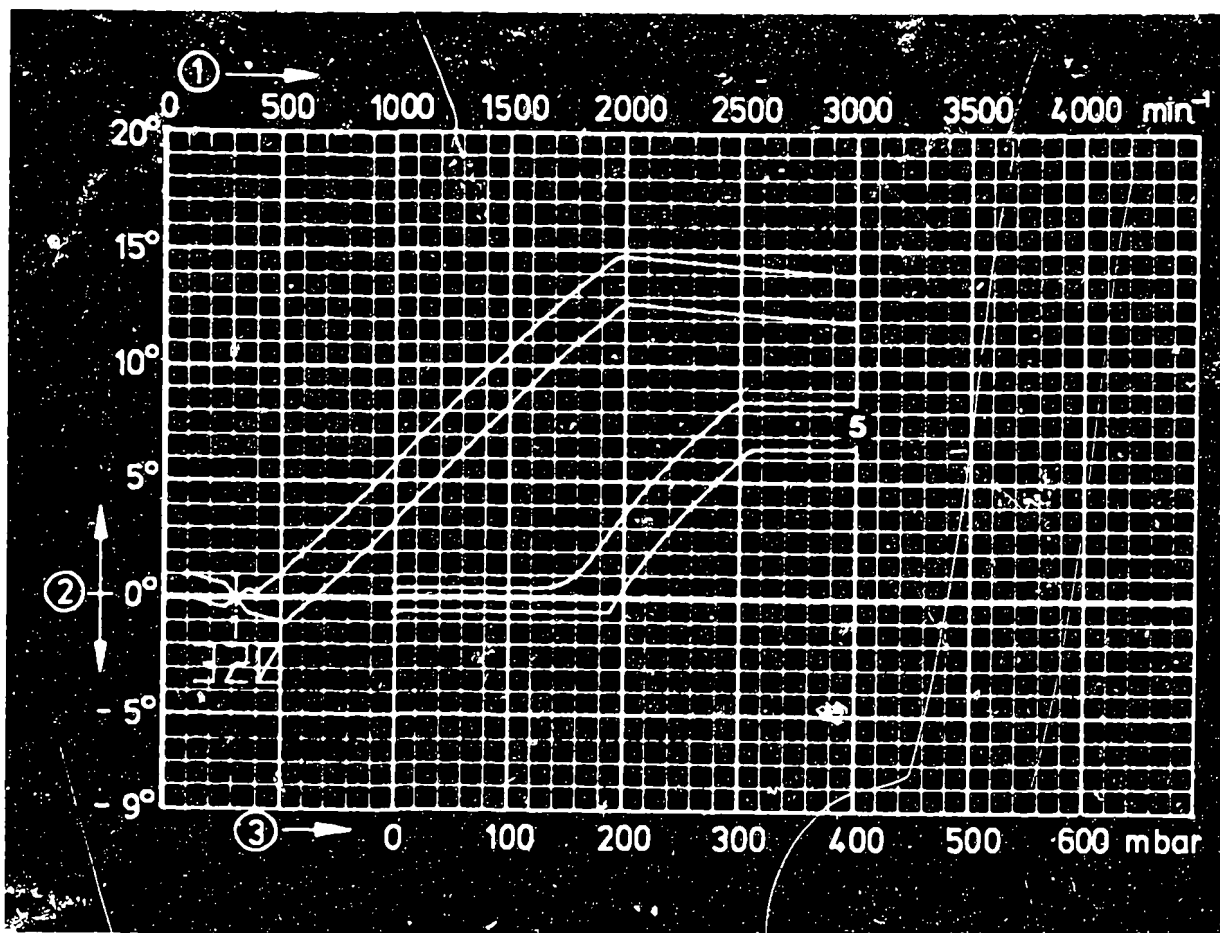
**B8**

Test specifications

Ignition distributors 0 237 ..







0 237 002 038

1 = Distributor-shaft speed

2 = Distributor-shaft advance

3 = Negative gauge pressure

5 = Negative gauge pressure (vacuum) advance

Test adapter KDZV 7202 ZV-I

Resistance of magnetic-pulse generator 950...1300  $\Omega$

Air gap min. 0.25 mm

Addition to tolerance range  $\pm 0.5^\circ$  dist. shaft

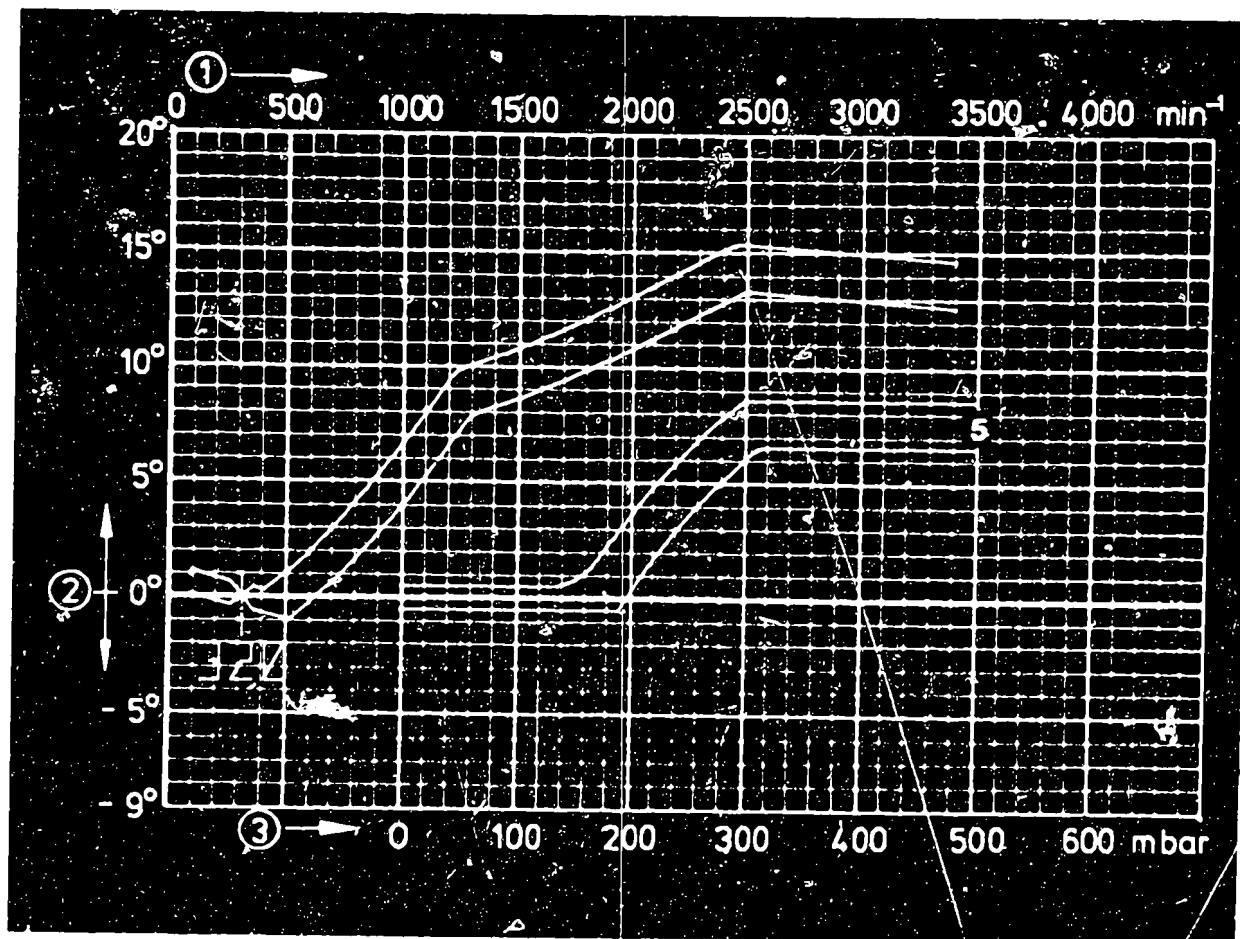
Repair and test instructions: W-237/502

**B9**

Test specifications

Ignition distributors 0 237 ..





0 237 002 039

1 = Distributor-shaft speed

2 = Distributor-shaft advance

3 = Negative gauge pressure

5 = Negative gauge pressure (vacuum) advance

Test adapter KDZV 7202

ZV-I

Resistance of magnetic-pulse generator

950...1300 Ω

Air gap min.

0.25 mm

Addition to tolerance range

0.5° dist.  
shaft

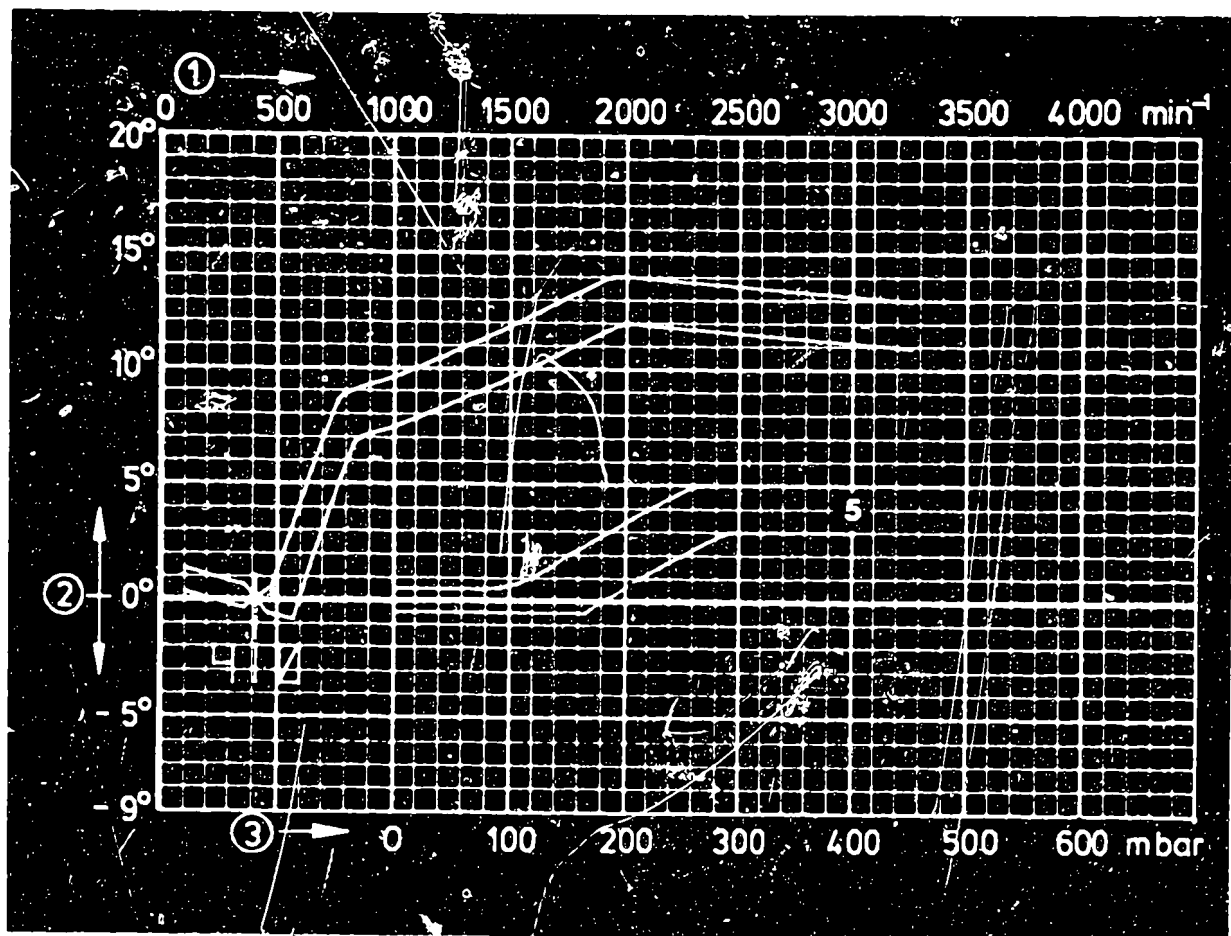
Repair and test instructions: W-237/502

**B 10**

Test specifications

Ignition distributors 0 237 ..





0 237 002 043

1 = Distributor-shaft speed

2 = Distributor-shaft advance

3 = Negative gauge pressure

5 = Negative gauge pressure (vacuum) advance

Test adapter KDZV 7202

ZV-I

Resistance of magnetic-pulse generator

950...1300  $\Omega$

Air gap min.

0.25 mm

Addition to tolerance range

$\pm 0.5^\circ$  dist.  
shaft

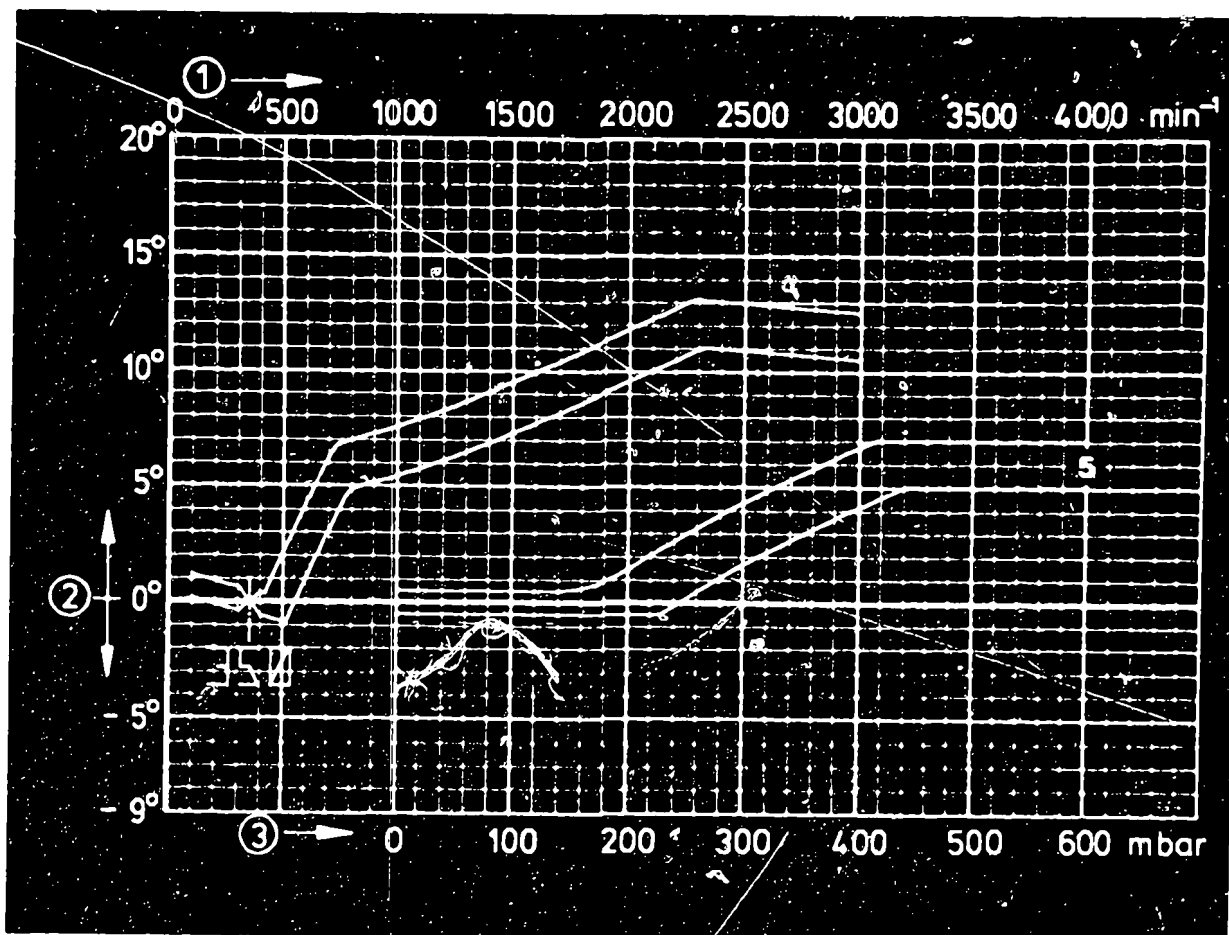
Repair and test instructions: W-237/502

**B 11**

Test specifications

Ignition distributors 0 237 ..





0 237 002 044

1 = Distributor-shaft speed

2 = Distributor-shaft advance

3 = Negative gauge pressure

5 = Negative gauge pressure (vacuum) advance

Test adapter KDZV 7202

ZV-I

Resistance of magnetic-pulse generator

950...1300 Ω

Air gap min.

0.25 mm

Addition to tolerance range

± 0.5° dist-  
shaft

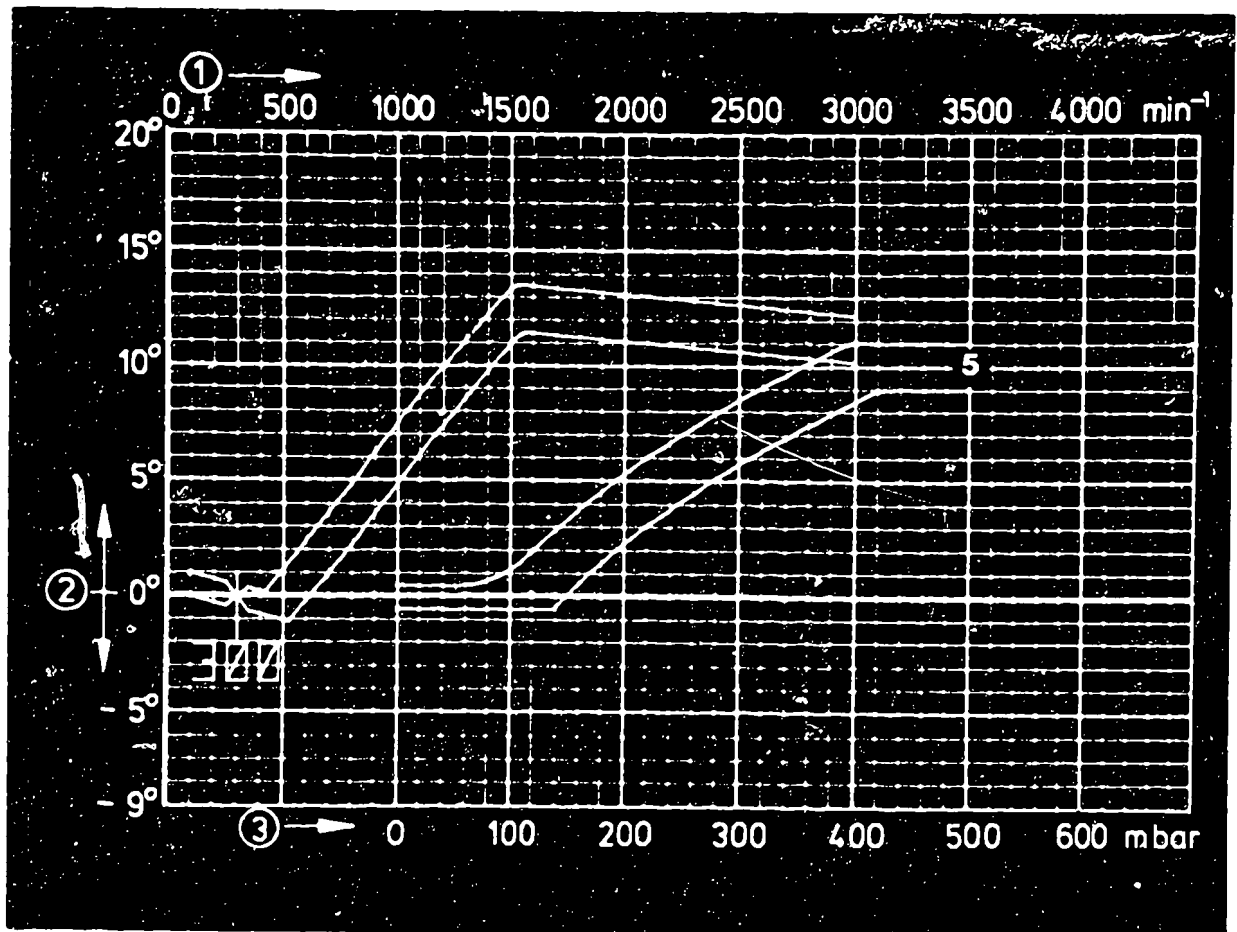
Repair and test instructions: W-237/502

**B 12**

Test specifications

Ignition distributors 0 237 ..





0 237 002 049

1 = Distributor-shaft speed

2 = Distributor-shaft advance

3 = Negative gauge pressure

5 = Negative gauge pressure (vacuum) advance

Test adapter KDZV 7202

ZV-I

Resistance of magnetic-pulse generator

950...1300  $\Omega$

Air gap min.

0.25 mm

Addition to tolerance range

$\pm 0.5^\circ$  dist.  
shaft

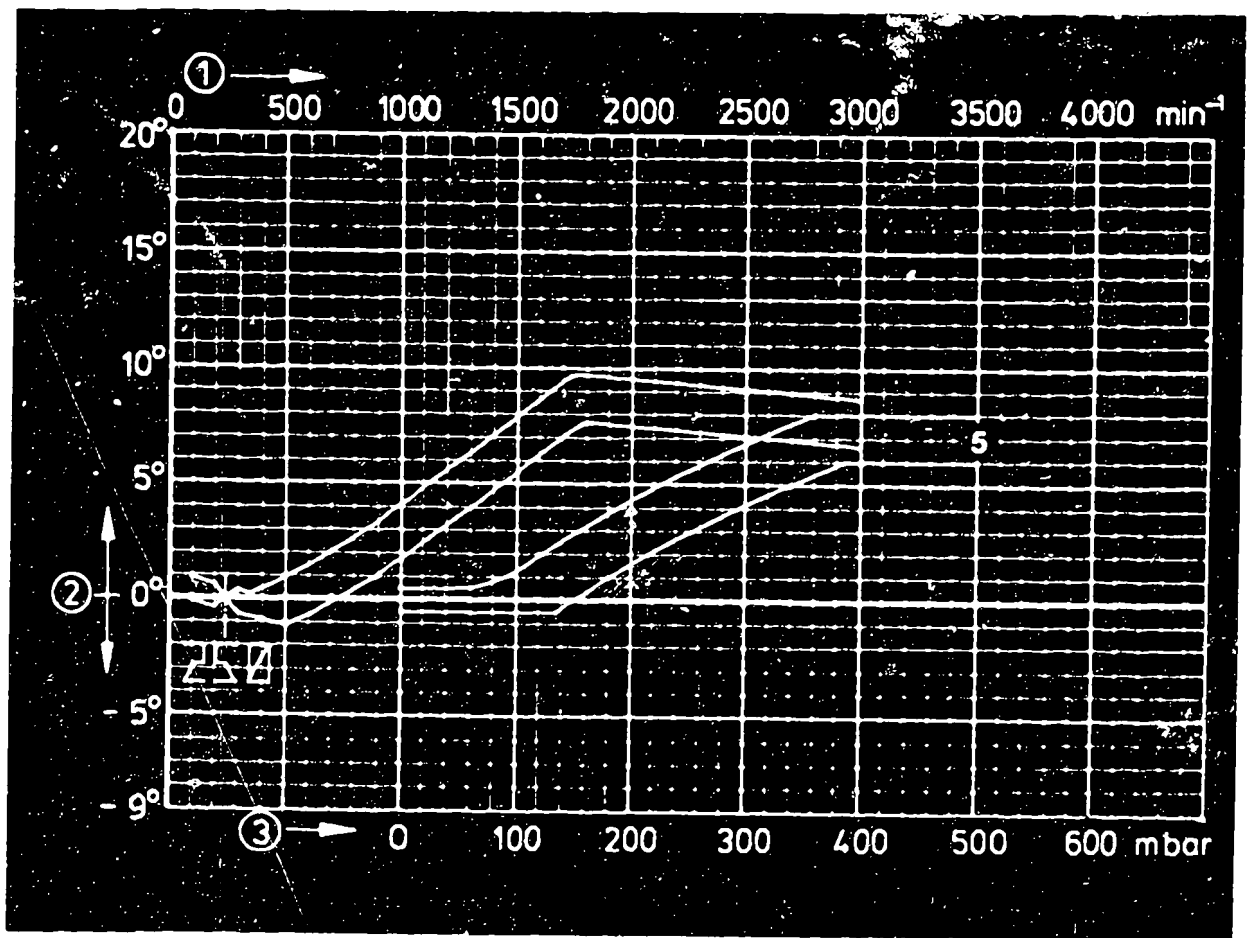
Repair and test instructions: W-237/502

**B13**

Test specifications

Ignition distributors 0 237 ..





0 237 002 050

1 = Distributor-shaft speed

2 = Distributor-shaft advance

3 = Negative gauge pressure

5 = Negative gauge pressure (vacuum) advance

Test adapter KDZV 7202

ZV-I

Resistance of magnetic-pulse generator

950...1300 Ω

Air gap min.

0.25 mm

Addition to tolerance range

0.5° dist.  
shaft

Repair and test instructions: W-237/502

Clamping flange:

1 685 700 135

Driver:

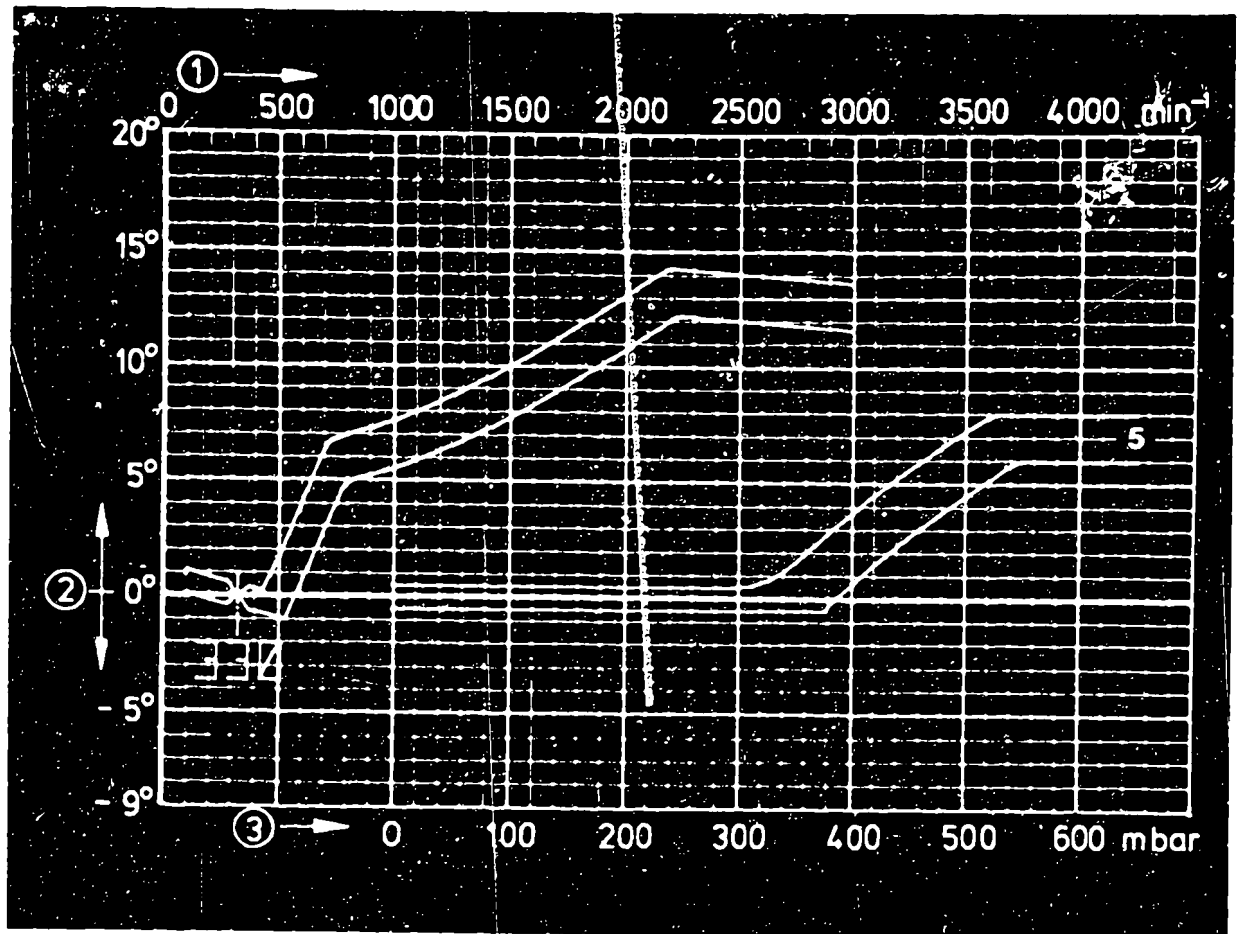
1 686 490 037

**B 14**

Test specifications

Ignition distributors 0 237 ..





0 237 002 053

1 = Distributor-shaft speed

2 = Distributor-shaft advance

3 = Negative gauge pressure

5 = Negative gauge pressure (vacuum) advance

Test adapter KDZV 7202

ZV-I

Resistance of magnetic-pulse generator

950...1300  $\Omega$

Air gap min.

0.25 mm

Addition to tolerance range

$\pm 0.5^{\circ}$  dist.  
shaft

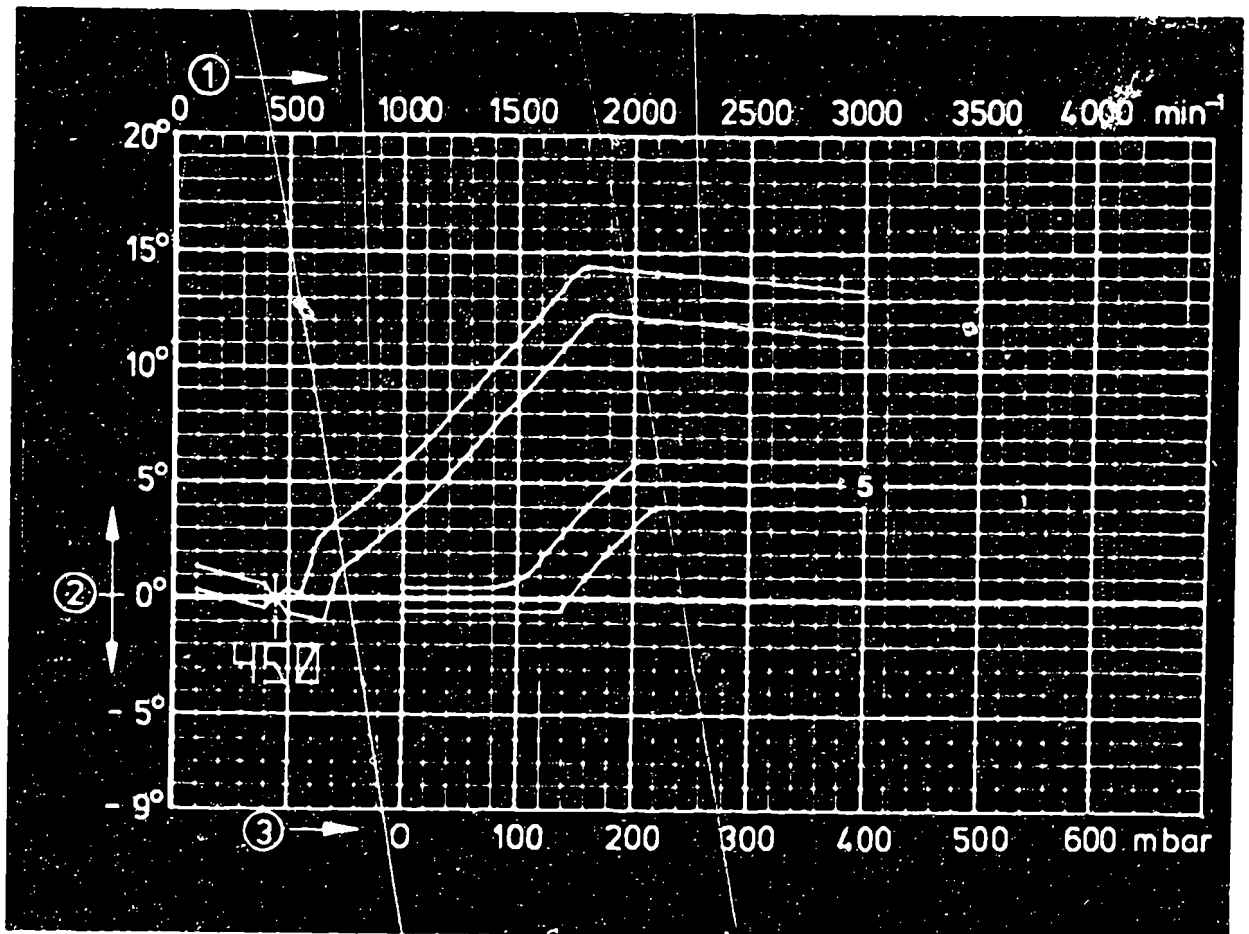
Repair and test instructions: W-237/502

**B 15**

Test specifications

Ignition distributors 0 237..





0 237 002 054/..055

1 = Distributor-shaft speed

2 = Distributor-shaft advance

3 = Negative gauge pressure

5 = Negative gauge pressure (vacuum) advance

Test adapter KDZV 7202

ZV-I

Resistance of magnetic-pulse generator 950...1300 Ω

Air gap min. 0.25 mm

Addition to tolerance range + 0.5° dist. shaft

Repair and test instructions: W-237/502

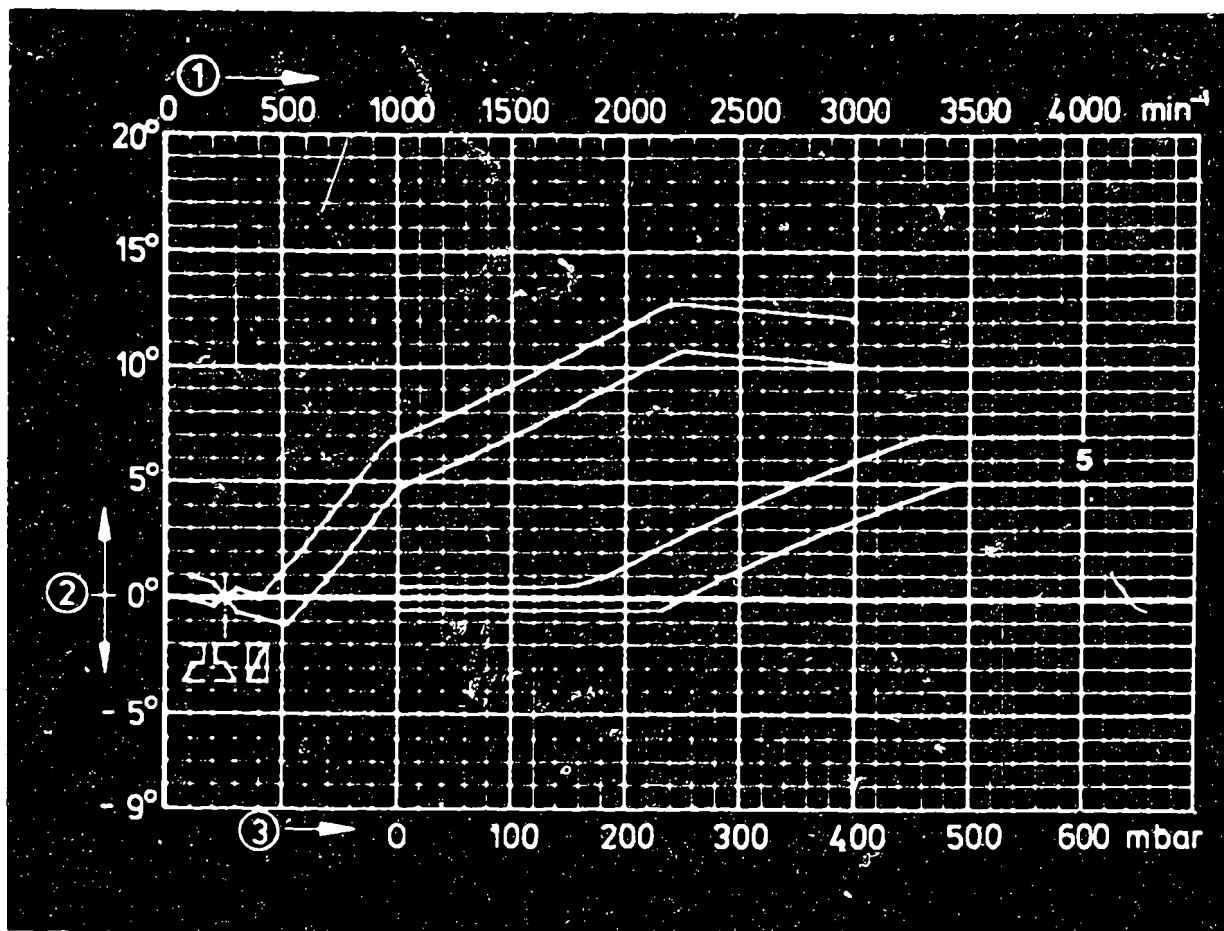
**B 16**

Test specifications

Ignition distributors 0 237..







0 237 002 056

1 = Distributor-shaft speed

2 = Distributor-shaft advance

3 = Negative gauge pressure

5 = Negative gauge pressure (vacuum) advance

Test adapter KDZV 7202

ZV-I

Resistance of magnetic-pulse generator

950...1300  $\Omega$

Air gap min.

0.25 mm

Addition to tolerance range

$\pm 0.5^{\circ}$  dist.  
shaft

Repair and test instructions: W-237/502

Clamping flange:

1 685 700 135

Driver:

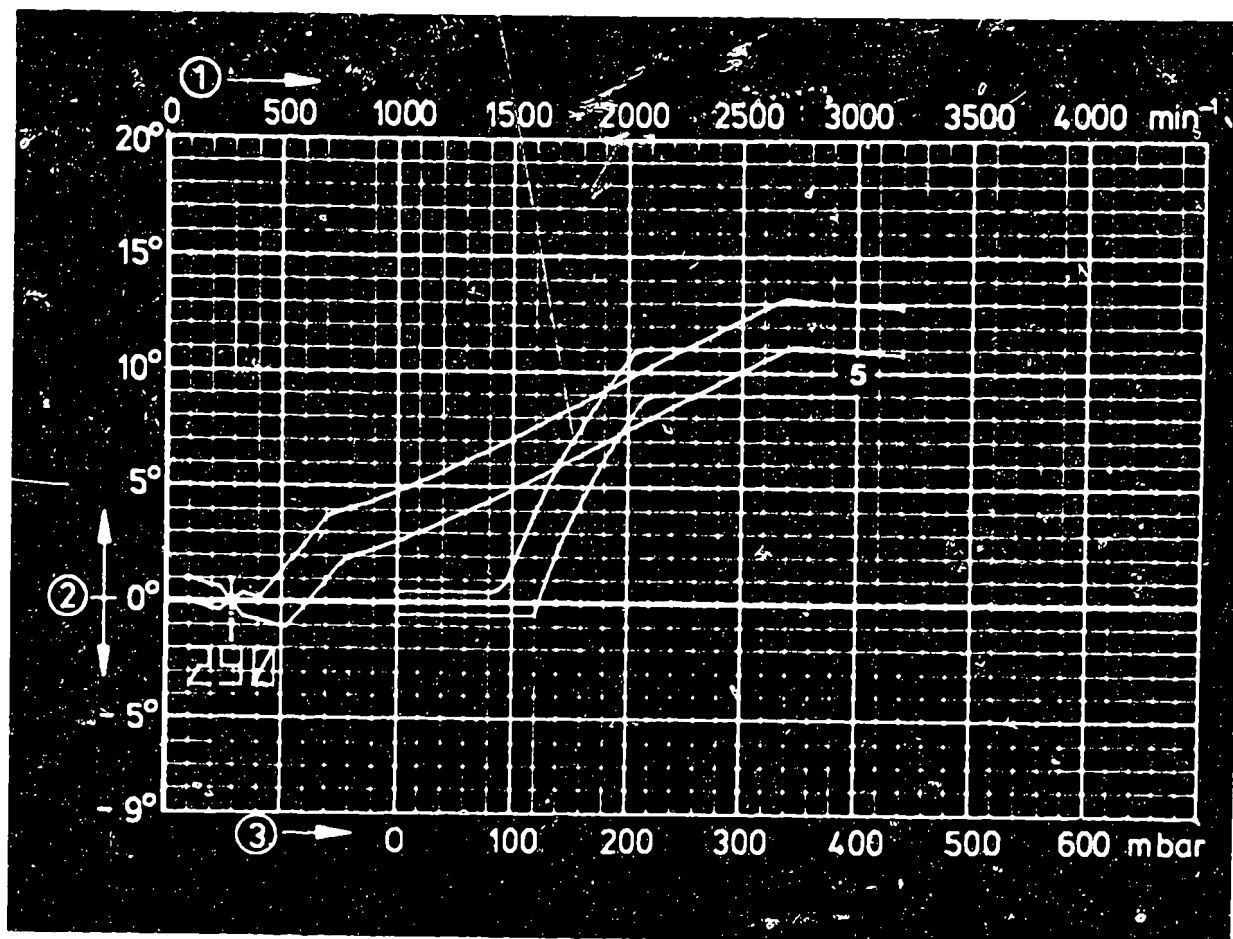
1 686 490 037

**B 17**

Test specifications

Ignition distributors 0 237 ..





0 237 002 058

1 = Distributor-shaft speed

2 = Distributor-shaft advance

3 = Negative gauge pressure

5 = Negative gauge pressure (vacuum) advance

Test adapter KDZV 7202

ZV-I

Resistance of magnetic-pulse generator

950...1300  $\Omega$

Air gap min.

0.25 mm

Addition to tolerance range

$\pm 0.5^\circ$  dist.  
shaft

Repair and test instructions : W-237/502

Clamping flange:

1 685 700 135

Driver:

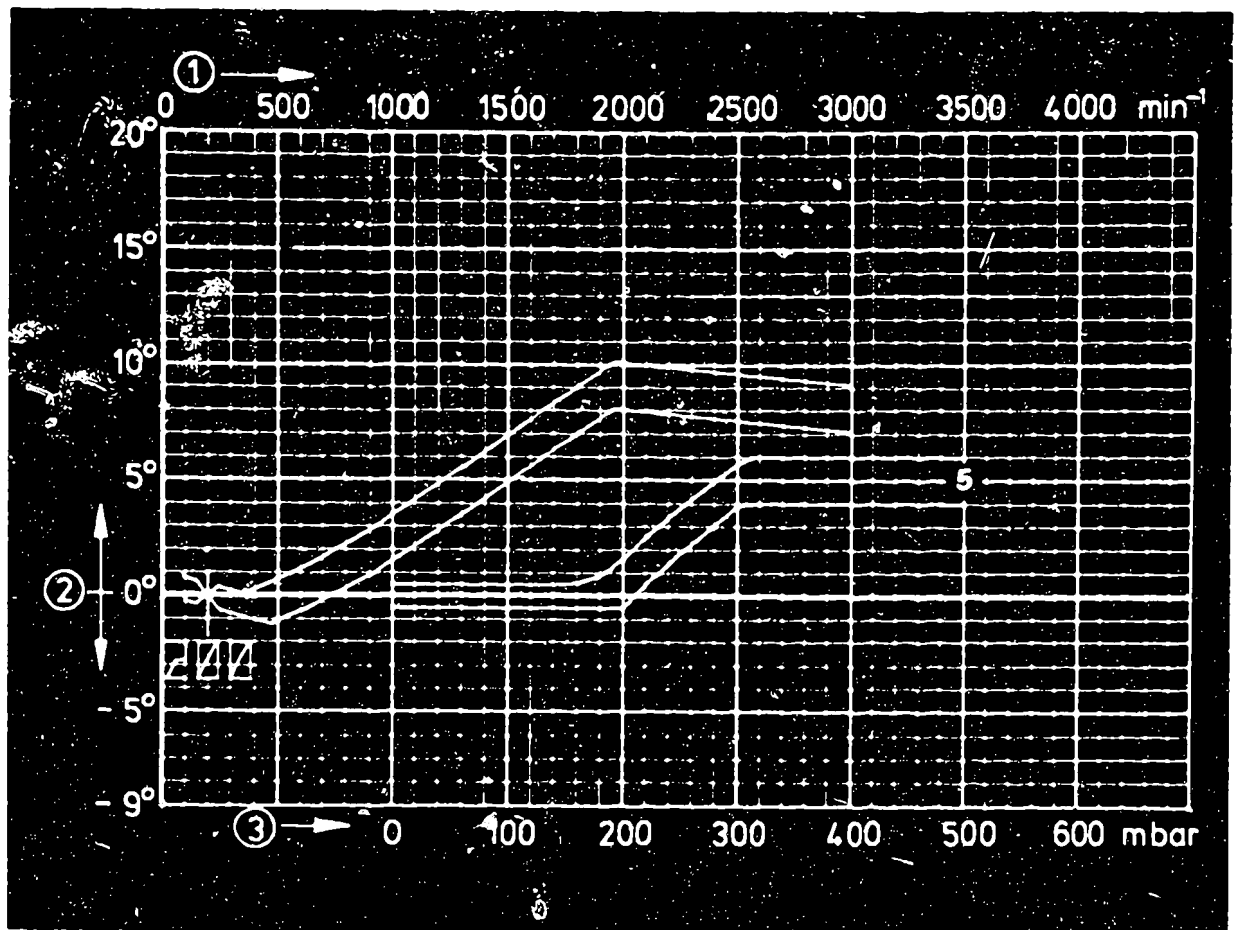
1 686 490 037

**B 18**

Test specifications

Ignition distributors 0 237..





0 237 002 059/..060

1 = Distributor-shaft speed

2 = Distributor-shaft advance

3 = Negative gauge pressure

5 = Negative gauge pressure (vacuum) advance

Test adapter KDZV 7202

ZV-I

Resistance of magnetic-pulse generator

505...680  $\Omega$

Air gap min.

0.25 mm

Addition to tolerance range

$\pm 0.5^{\circ}$  dist.  
shaft

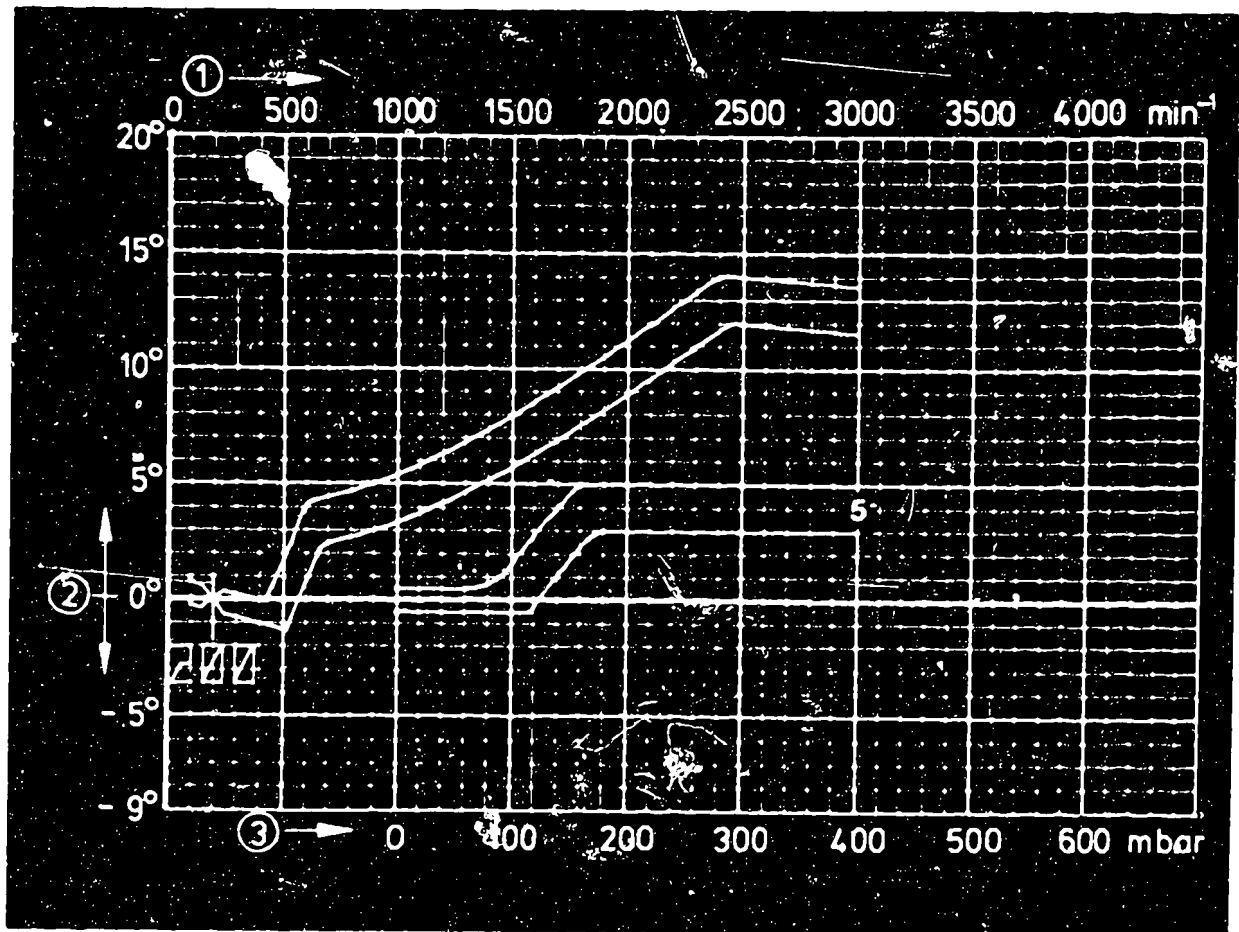
Repair and test instructions: W-237/ 502

**B 19**

Test specifications

Ignition distributors 0 237 ...





0 237 002 061

1 = Distributor-shaft speed

2 = Distributor-shaft advance

3 = Negative gauge pressure

5 = Negative gauge pressure (vacuum) advance

Test adapter KDZV 7202

ZV-I

Resistance of magnetic-pulse generator 950...1300 Ω

Air gap min.

0.25 mm

Addition to tolerance range

±0.5° dist.  
shaft

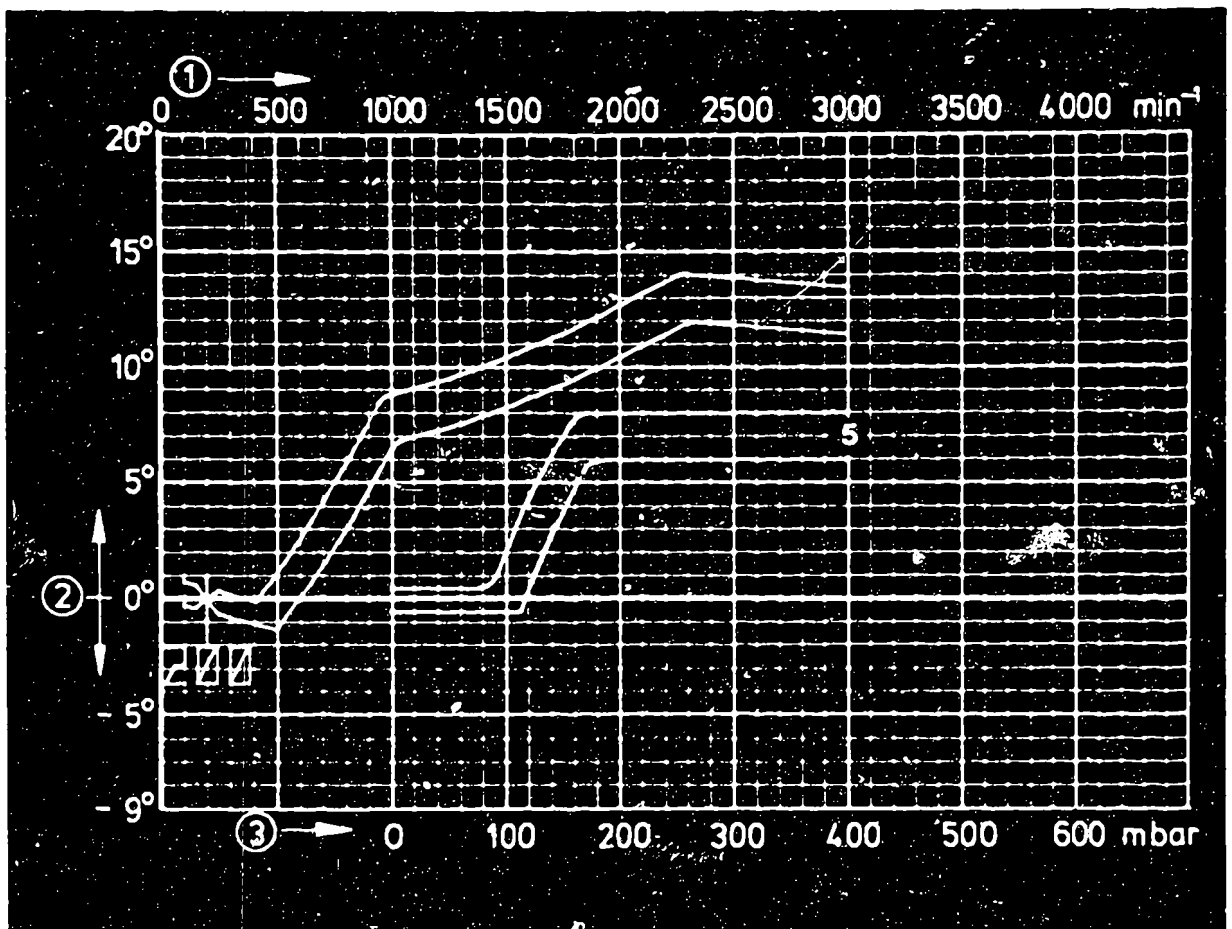
Repair and test instructions: W-237/502

**B 20**

Test specifications

Ignition distributors 0 237..





0 237 002 062

- 1 = Distributor-shaft speed
- 2 = Distributor-shaft advance
- 3 = Negative gauge pressure

5 = Negative gauge pressure (vacuum) advance

Test adapter KDZV 7202

ZV-I

Resistance of magnetic-pulse generator

950...1300  $\Omega$

Air gap min.

0.25 mm

Addition to tolerance range

$\pm 0.5^{\circ}$  dist.  
shaft

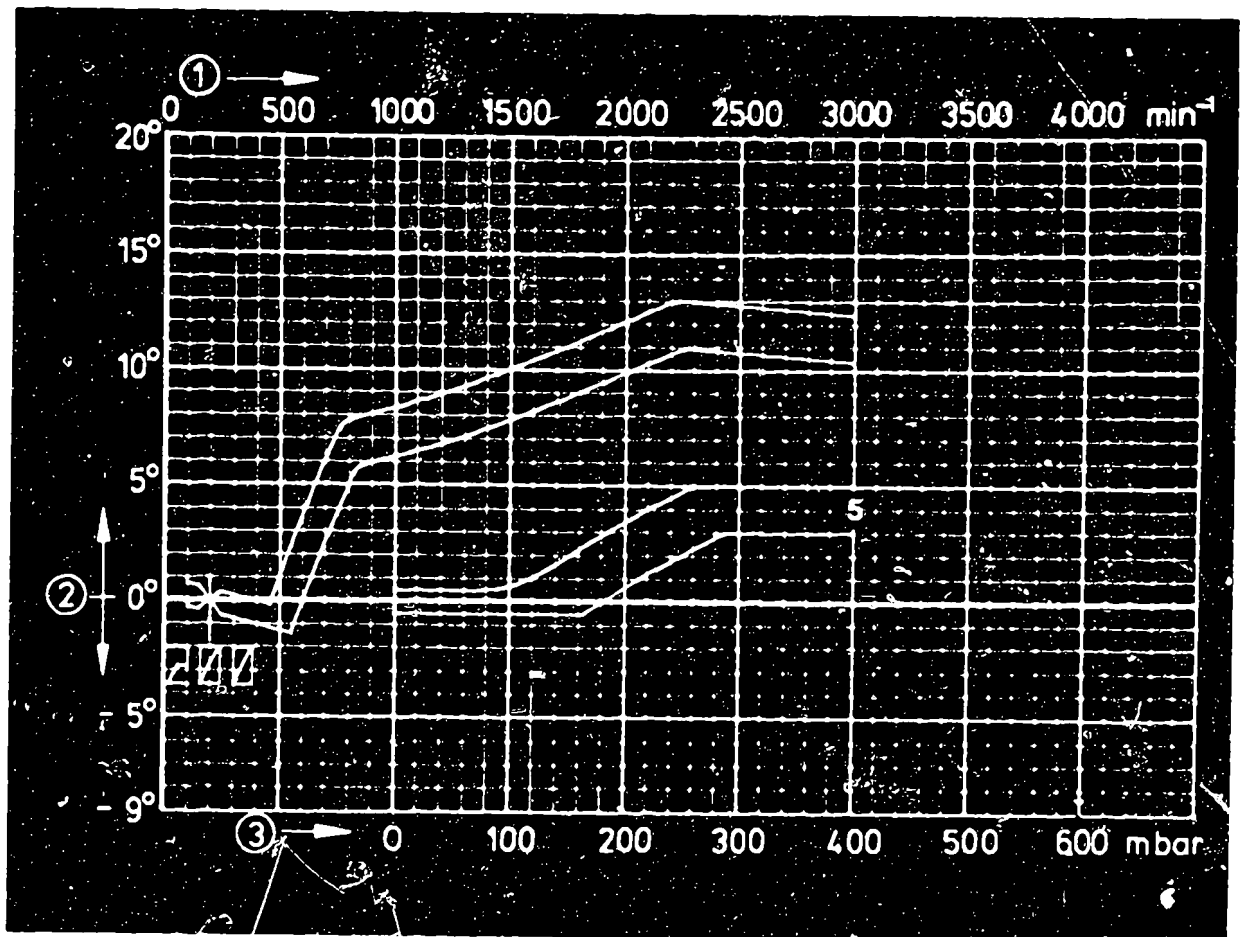
Repair and test instructions: W-237/502

**B21**

Test specifications

Ignition distributors 0 237 ..





0 237 002 063

1 = Distributor-shaft speed

2 = Distributor-shaft advance

3 = Negative gauge pressure

5 = Negative gauge pressure (vacuum) advance

Test adapter KDZV 7202 ZV-I

Resistance of magnetic-pulse generator 950...1300 Ω

Air gap min. 0.25 mm

Addition to tolerance range  $\pm 0.5^\circ$  dist. shaft

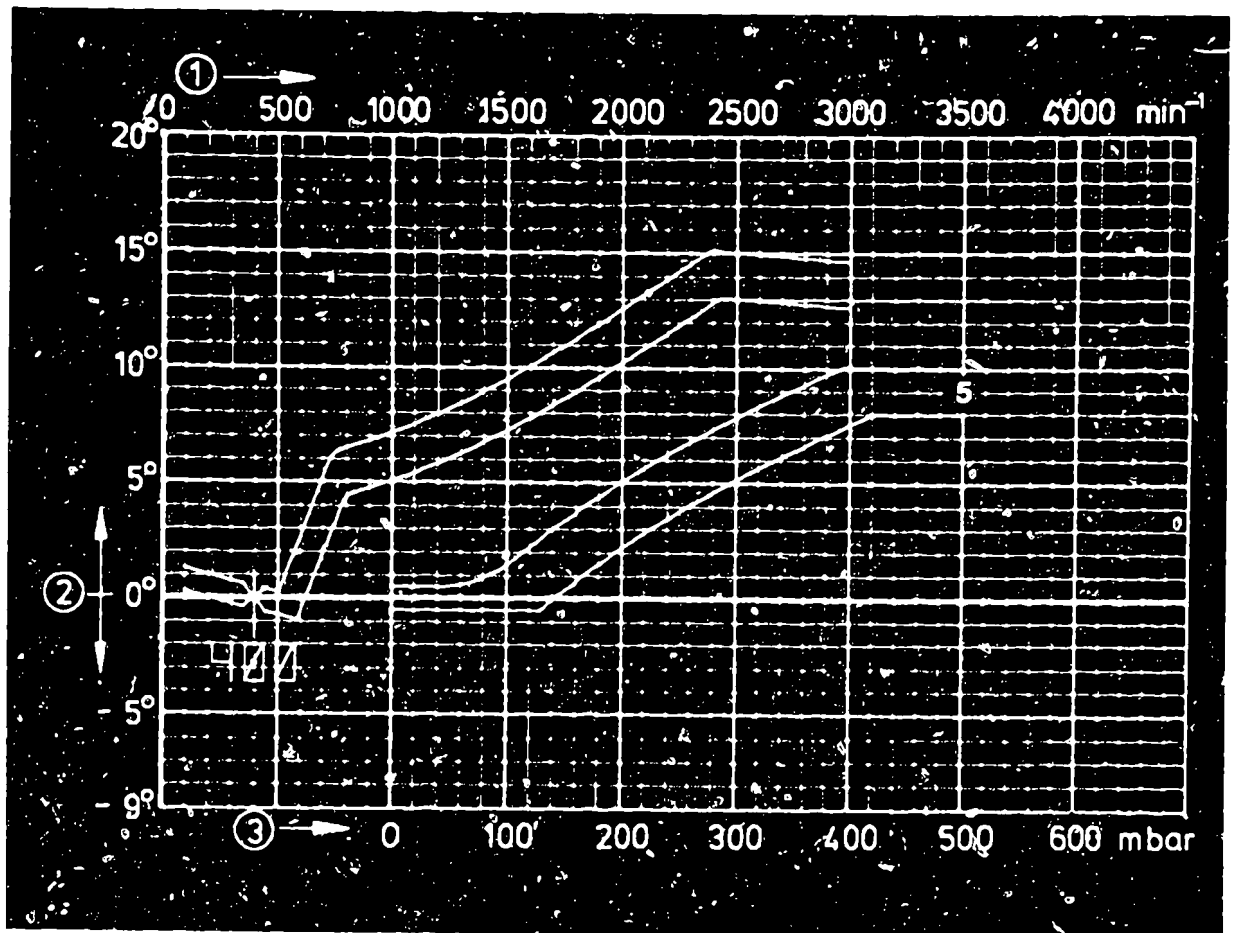
Repair and test instructions: W-237/502

**B22**

Test specifications

Ignition distributors 0 237 ..





0 237 002 064

1 = Distributor-shaft speed

2 = Distributor-shaft advance

3 = Negative gauge pressure

5 = Negative gauge pressure (vacuum) advance

Test adapter KDZV 7202

ZV-I

Resistance of magnetic-pulse generator

950...1300  $\Omega$

Air gap min.

0.25 mm

Addition to tolerance range

$\pm 0.5^\circ$  dist.  
shaft

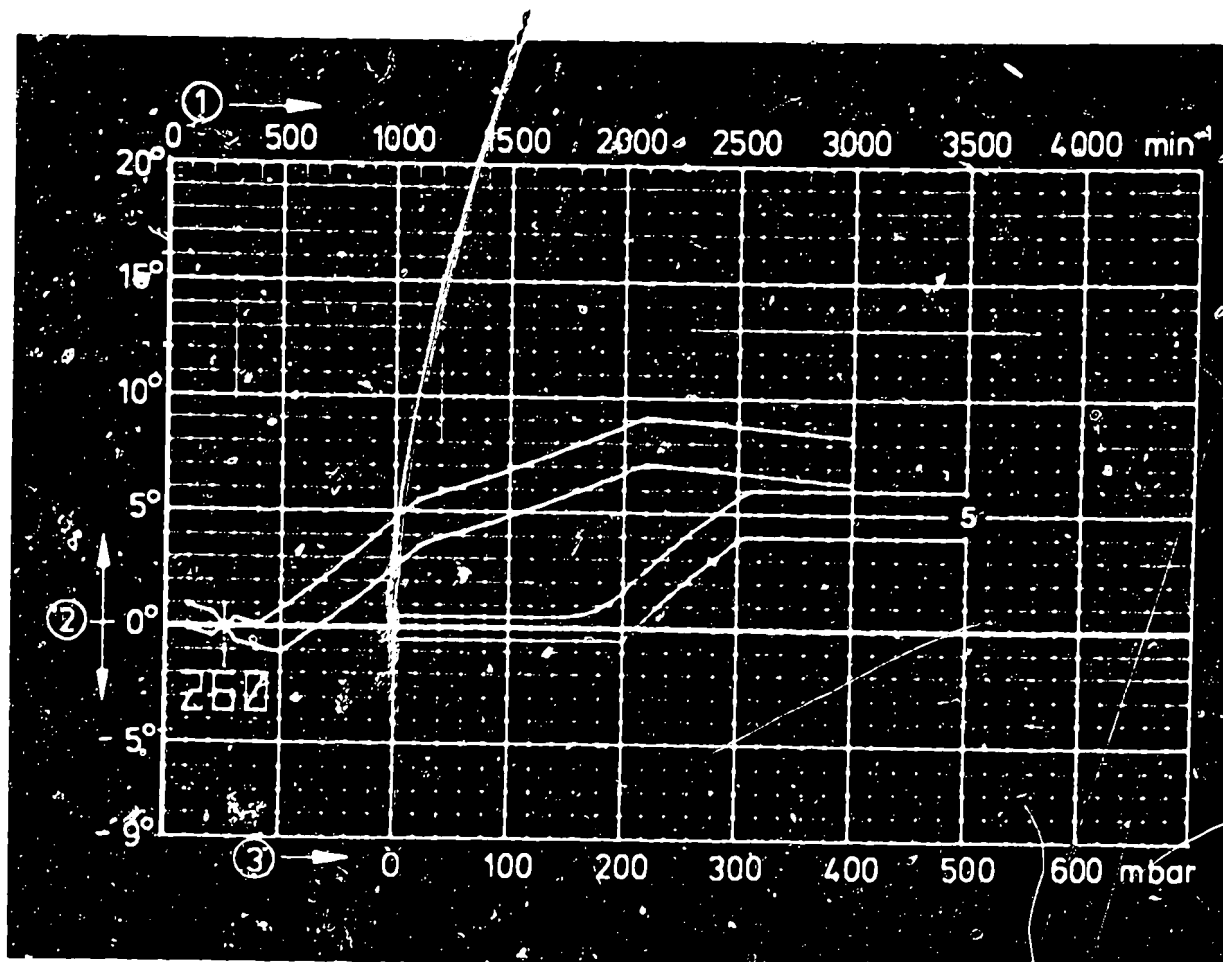
Repair and test instructions: W-237/502

**B 23**

Test specifications

Ignition distributors 0 237..





0 237 002 066/..067

1 = Distributor-shaft speed

2 = Distributor-shaft advance

3 = Negative gauge pressure

5 = Negative gauge pressure (vacuum) advance

Test adapter KDZV 7202

ZV-I

Resistance of magnetic-pulse generator

505...680 Ω

Air gap min.

0.25 mm

Addition to tolerance range

± 0.5 dist.  
shaft

Repair and test instructions: W-237/ 502

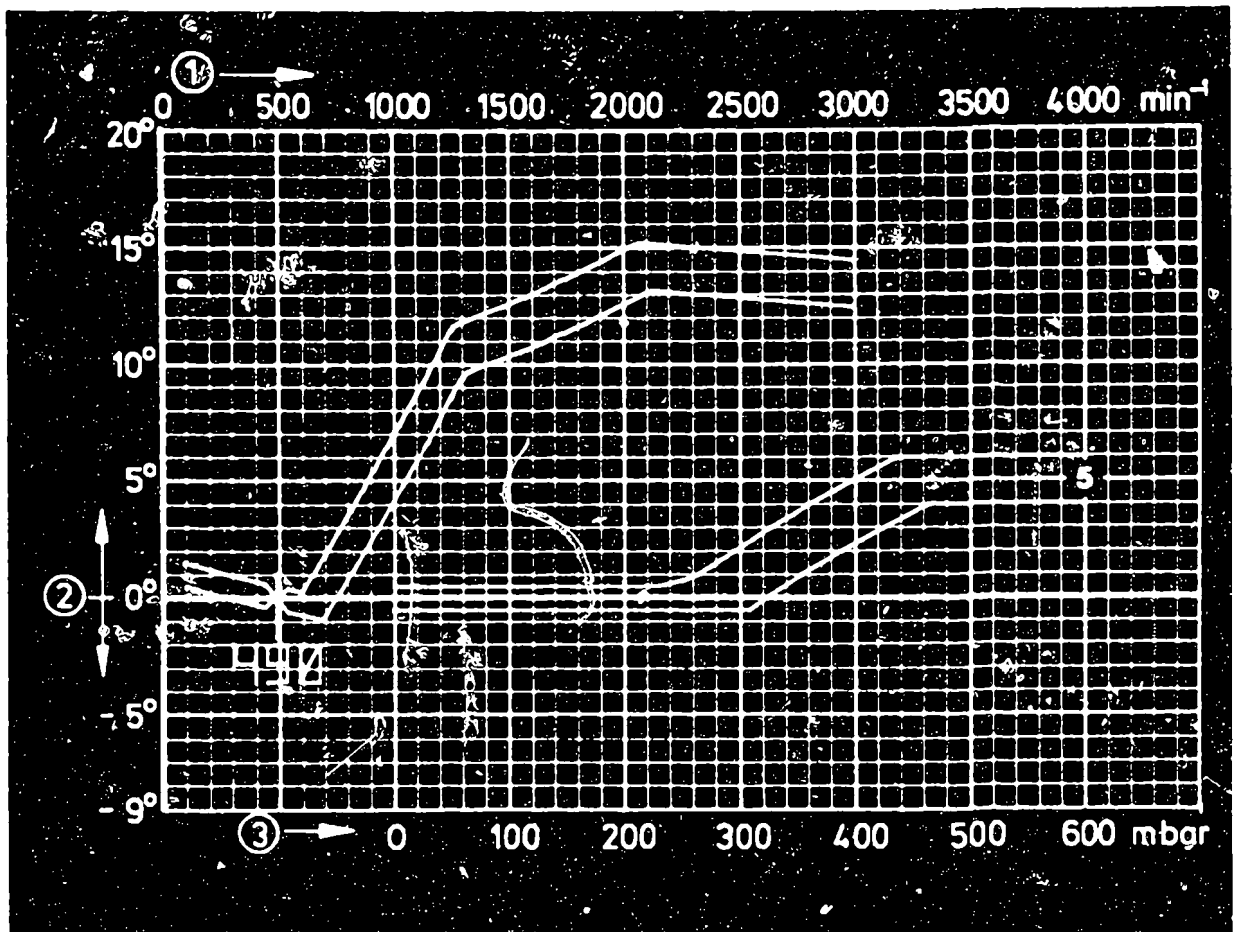
**B24**

Test specifications

Ignition distributors 0 237..







0 237 002 069

1 = Distributor-shaft speed

2 = Distributor-shaft advance

3 = Negative gauge pressure

5 = Negative gauge pressure (vacuum) advance

Test adapter KDZV 7202

ZV-I

Resistance of magnetic-pulse generator

950...1300  $\Omega$

Air gap min.

0.25 mm

Addition to tolerance range

$\pm 0.5^\circ$  dist.  
shaft

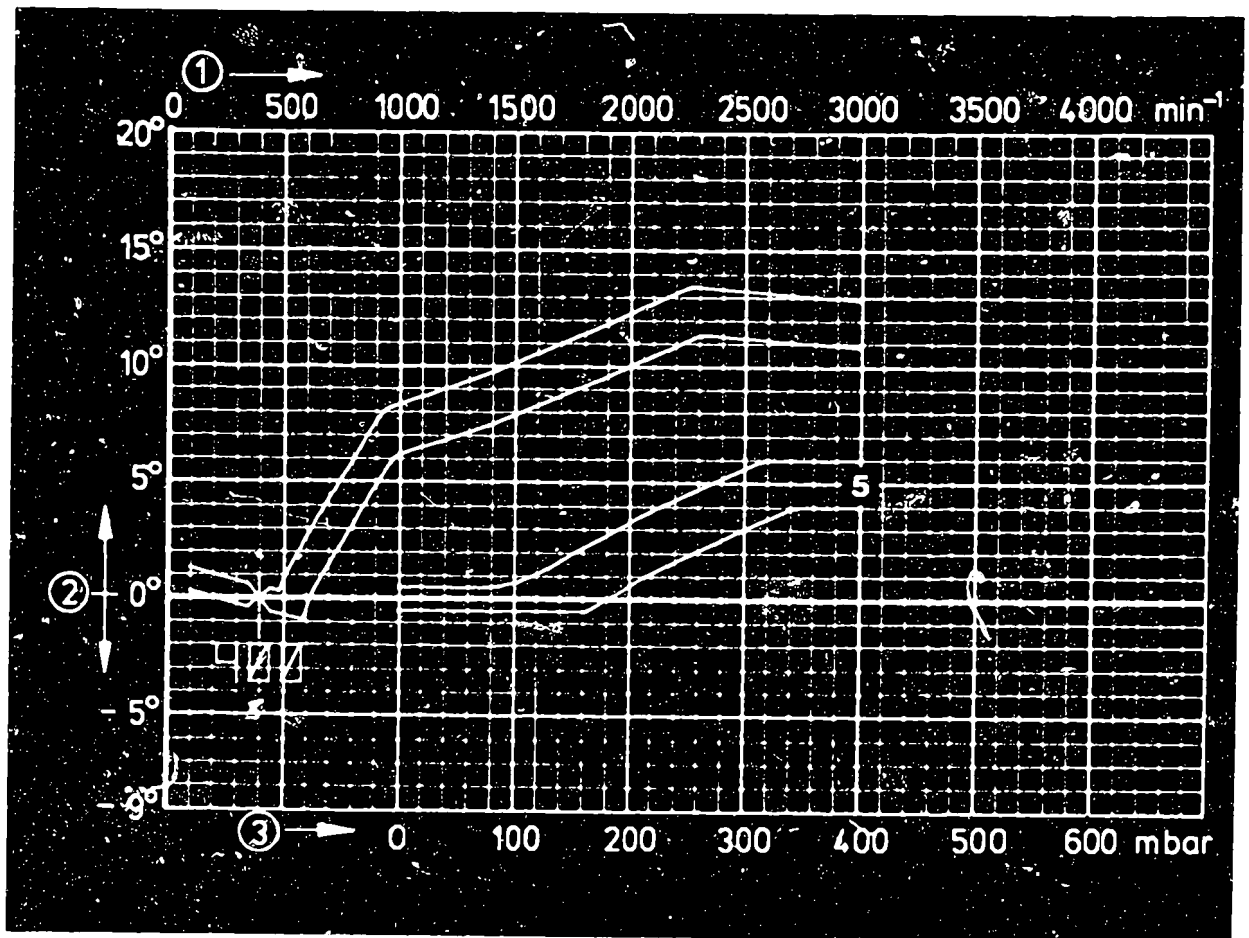
Repair and test instructions: W-237/502

**C1**

Test specifications

Ignition distributors 0 237..





0 237 002 071

1 = Distributor-shaft speed

2 = Distributor-shaft advance

3 = Negative gauge pressure

5 = Negative gauge pressure (vacuum) advance

Test adapter KDZV 7202

ZV-I

Resistance of magnetic-pulse generator

950...1300 Ω

Air gap min.

0.25 mm

Addition to tolerance range

± 0.5° dist.  
shaft

Repair and test instructions: W-237/502

Clamping flange:

1 685 700 133

Driver:

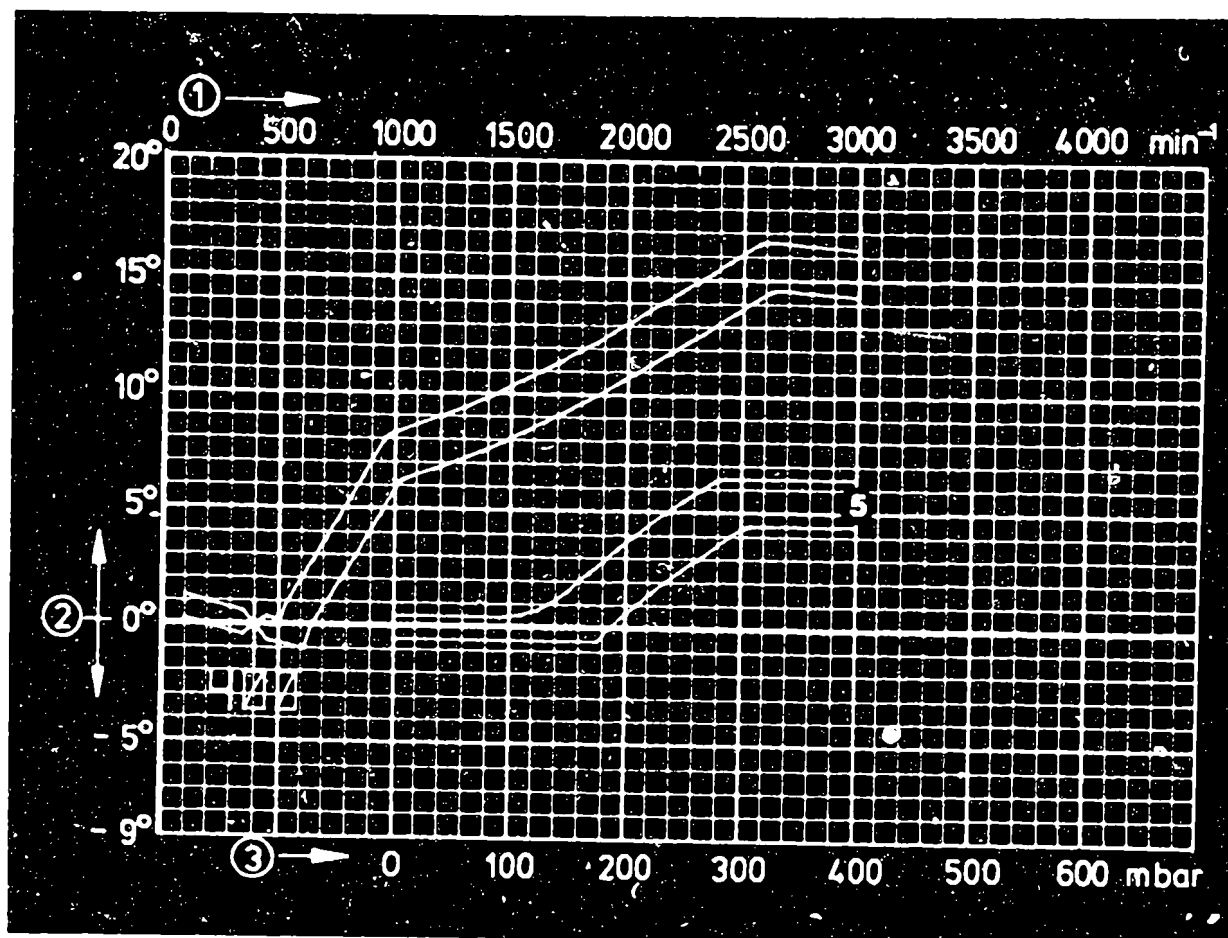
1 686 400 003

**C2**

Test specifications

Ignition distributors 0 237..





0 237 002 072

- 1 = Distributor-shaft speed
- 2 = Distributor-shaft advance
- 3 = Negative gauge pressure
- 5 = Negative gauge pressure (vacuum) advance

Test adapter KDZV 7202	ZV-I
Resistance of magnetic-pulse generator	950...1300 Ω
Air gap min.	0.25 mm
Addition to tolerance range	± 0.5° dist. shaft

Repair and test instructions: W-237/502

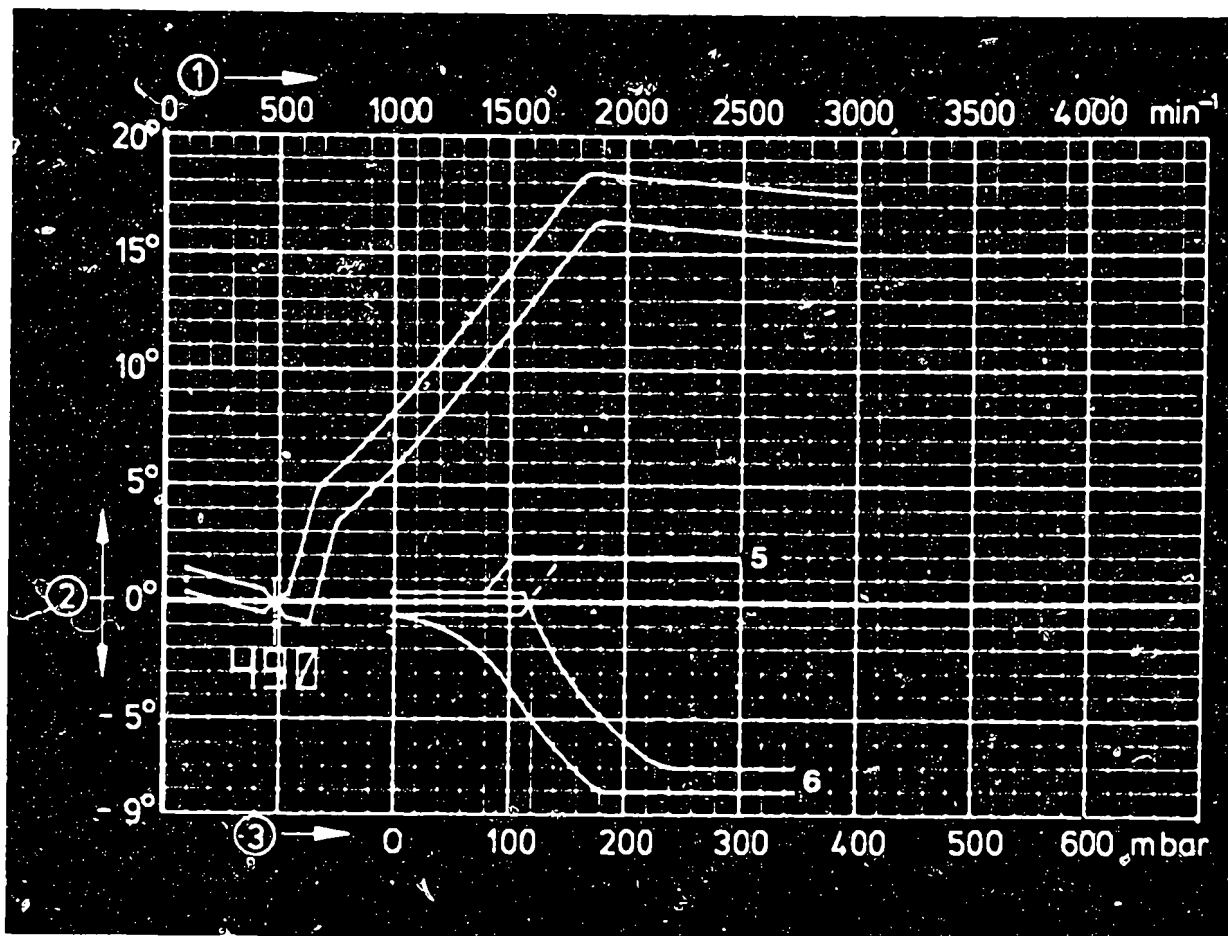
Clamping flange:	1 685 700 133
Driver:	1 686 400 003

**C3**

Test specifications

Ignition distributors 0 237..





0 237 003 001

1 = Distributor-shaft speed

2 = Distributor-shaft advance

3 = Negative gauge pressure

5 = Negative gauge pressure (vacuum) advance

6 = Negative gauge pressure (vacuum) retard

Test adapter KDZV 7202

ZV-I

Resistance of magnetic-pulse generator 950...1300  $\Omega$

Air gap min. 0.25 mm

Addition to tolerance range  $\pm 0.5^\circ$  dist. shaft

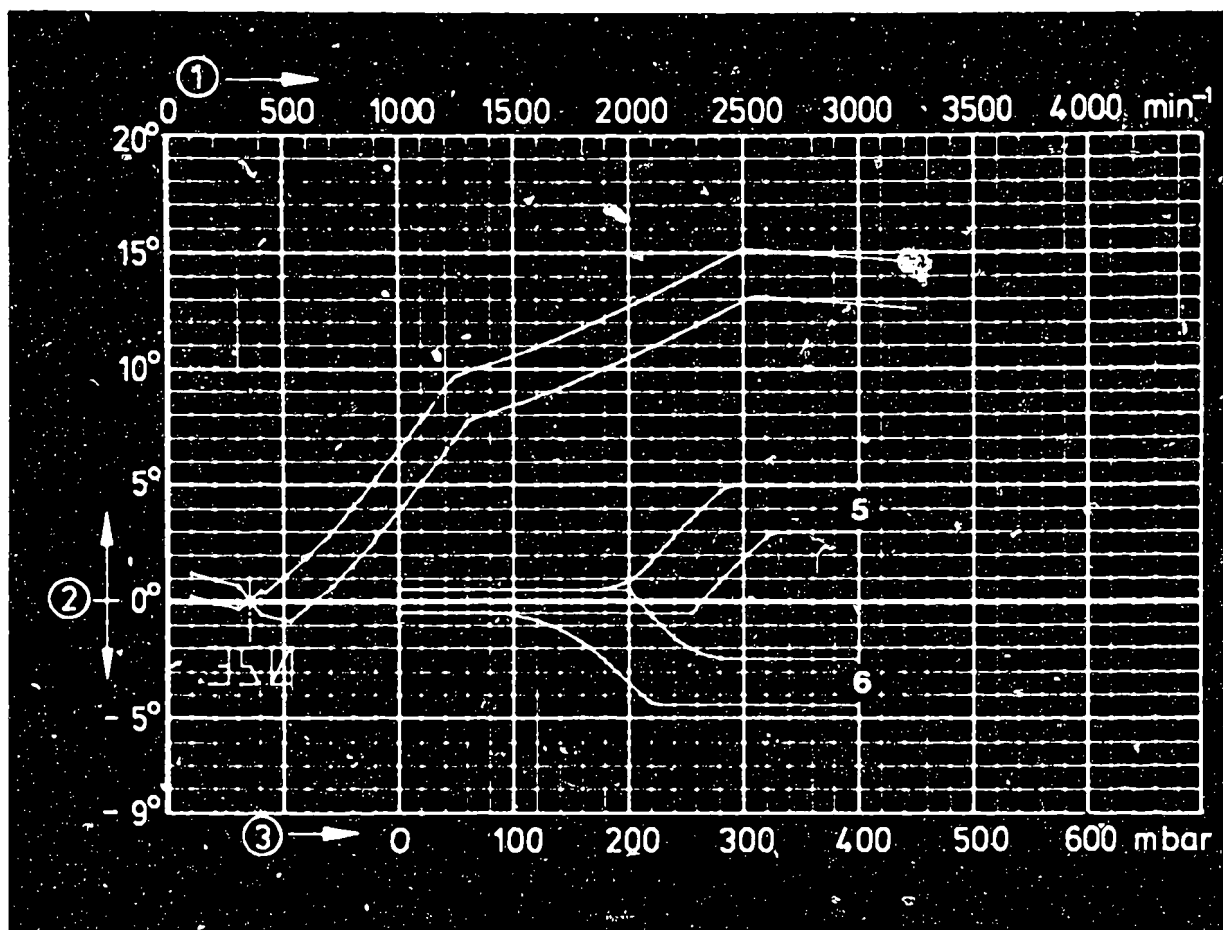
Repair and test instructions: W-237/502

**C4**

Test specifications

Ignition distributors 0 237..





0 237 003 003

- 1 = Distributor-shaft speed
- 2 = Distributor-shaft advance
- 3 = Negative gauge pressure
- 5 = Negative gauge pressure (vacuum) advance
- 6 = Negative gauge pressure (vacuum) retard

Test adapter KDZV 7202

ZV-I

Resistance of magnetic-pulse generator

950...1300  $\Omega$

Air gap min.

0.25 mm

Addition to tolerance range

$\pm 0.5^\circ$  dist. shaft

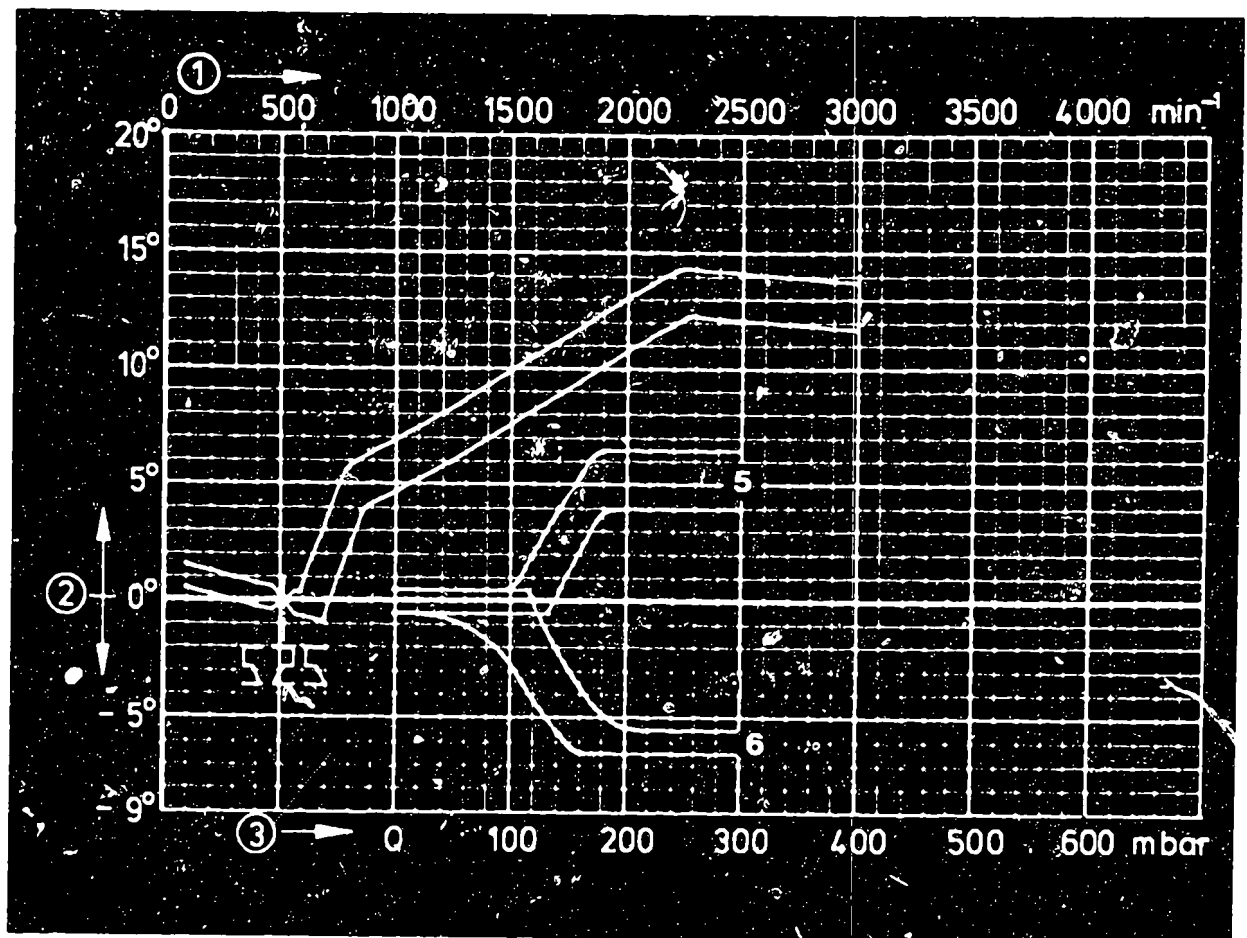
Repair and test instructions: W-237/502

**C5**

Test specifications

Ignition distributors 0 237..





0 237 003 008

- 1 = Distributor-shaft speed
- 2 = Distributor-shaft advance
- 3 = Negative gauge pressure
- 5 = Negative gauge pressure (vacuum) advance
- 6 = Negative gauge pressure (vacuum) retard

Test adapter KDZV 7202

ZV-I

Resistance of magnetic-pulse generator

950...1300  $\Omega$

Air gap min.

0.25 mm

Addition to tolerance range

+ 0.5° dist.  
shaft

FD (date of manufacture)

730→

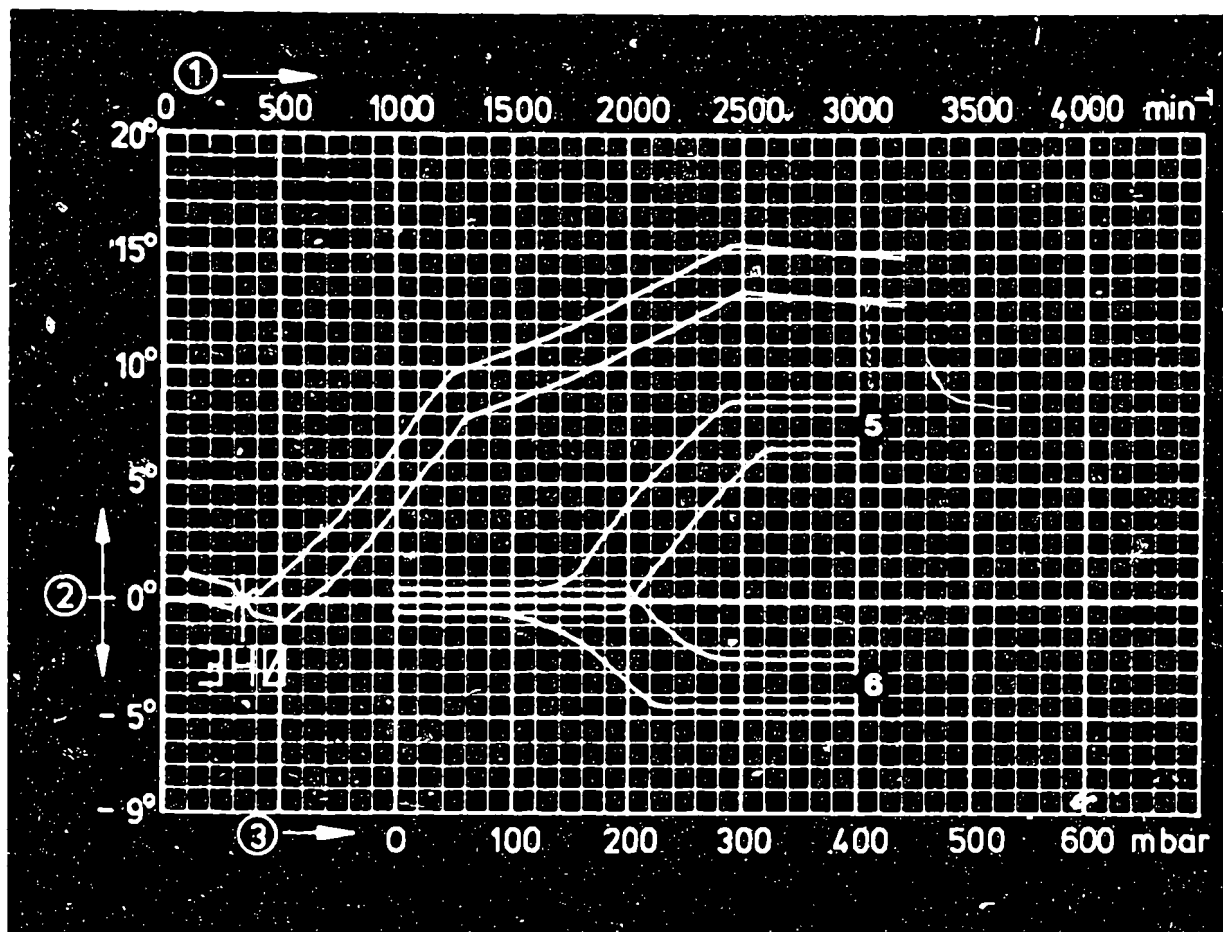
Repair and test instructions: W-237/502

**C6**

Test specifications

Ignition distributors 0 237..





0 237 003 009

- 1 = Distributor-shaft speed
- 2 = Distributor-shaft advance
- 3 = Negative gauge pressure
- 5 = Negative gauge pressure (vacuum) advance
- 6 = Negative gauge pressure (vacuum) retard

Test adapter KDZV 7202

ZV-I

Resistance of magnetic-pulse generator

950...1300  $\Omega$

Air gap min.

0.25 mm

Addition to tolerance range

$\pm$  0.5° dist.  
shaft

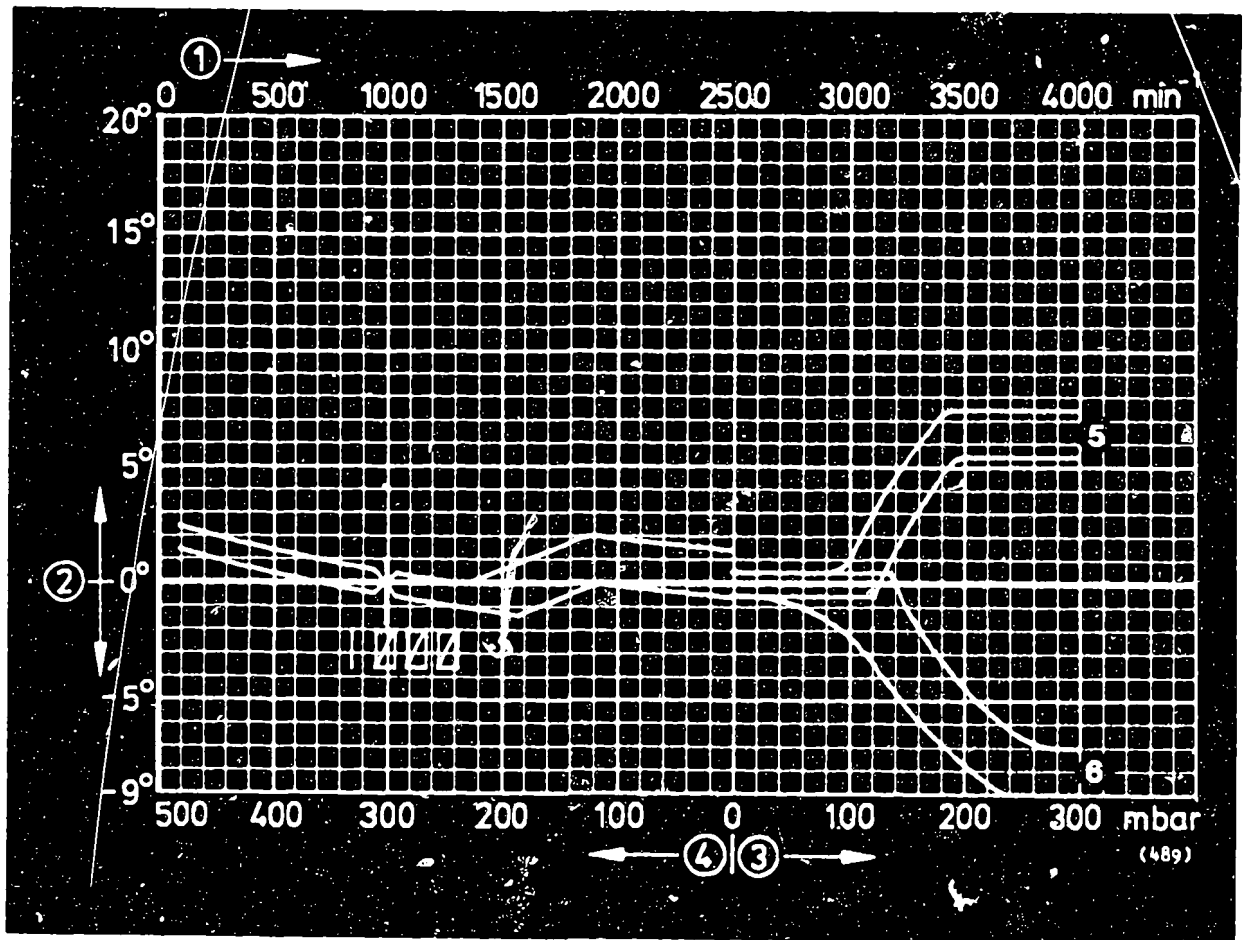
Repair and test instructions: W-237/502

**C7**

Test specifications

Ignition distributors 0 237..





0 237 003 013

- 1 = Distributor-shaft speed
  - 2 = Distributor-shaft advance
  - 3 = Negative gauge pressure
  - 4 = Gauge pressure
  - 5 = Negative gauge pressure (vacuum) advance
  - 6 = Negative gauge pressure (vacuum) retard
- Test adapter KDZV 7202 ZV-I  
Resistance of magnetic-pulse generator 505...680 Ω  
Air gap min. 0.25 mm  
Addition to tolerance range ± 0.5° dist. shaft

Repair and test instructions: W-237/ 502

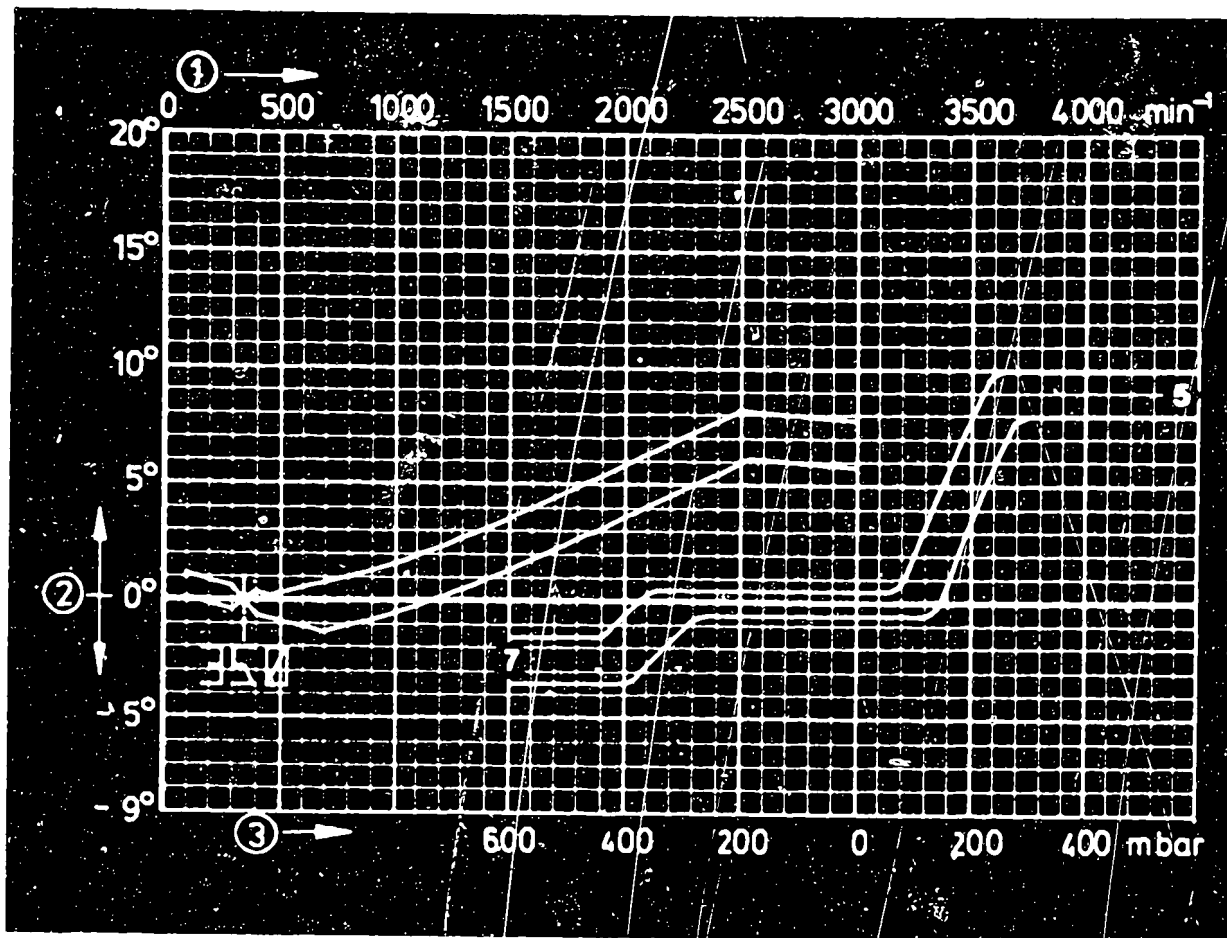
**C8**

Test specifications

Ignition distributors 0 237..







0 237 003 014

- 1 = Distributor-shaft speed
- 2 = Distributor-shaft advance
- 3 = Negative gauge pressure
- 5 = Negative gauge pressure (vacuum) advance
- 7 = Gauge pressure (retard)

Test adapter KDZV 7202

ZV-I

Resistance of magnetic-pulse generator

950...1300 Ω

Air gap min.

0.25 mm

Addition to tolerance range

± 0.5° dist.  
shaft

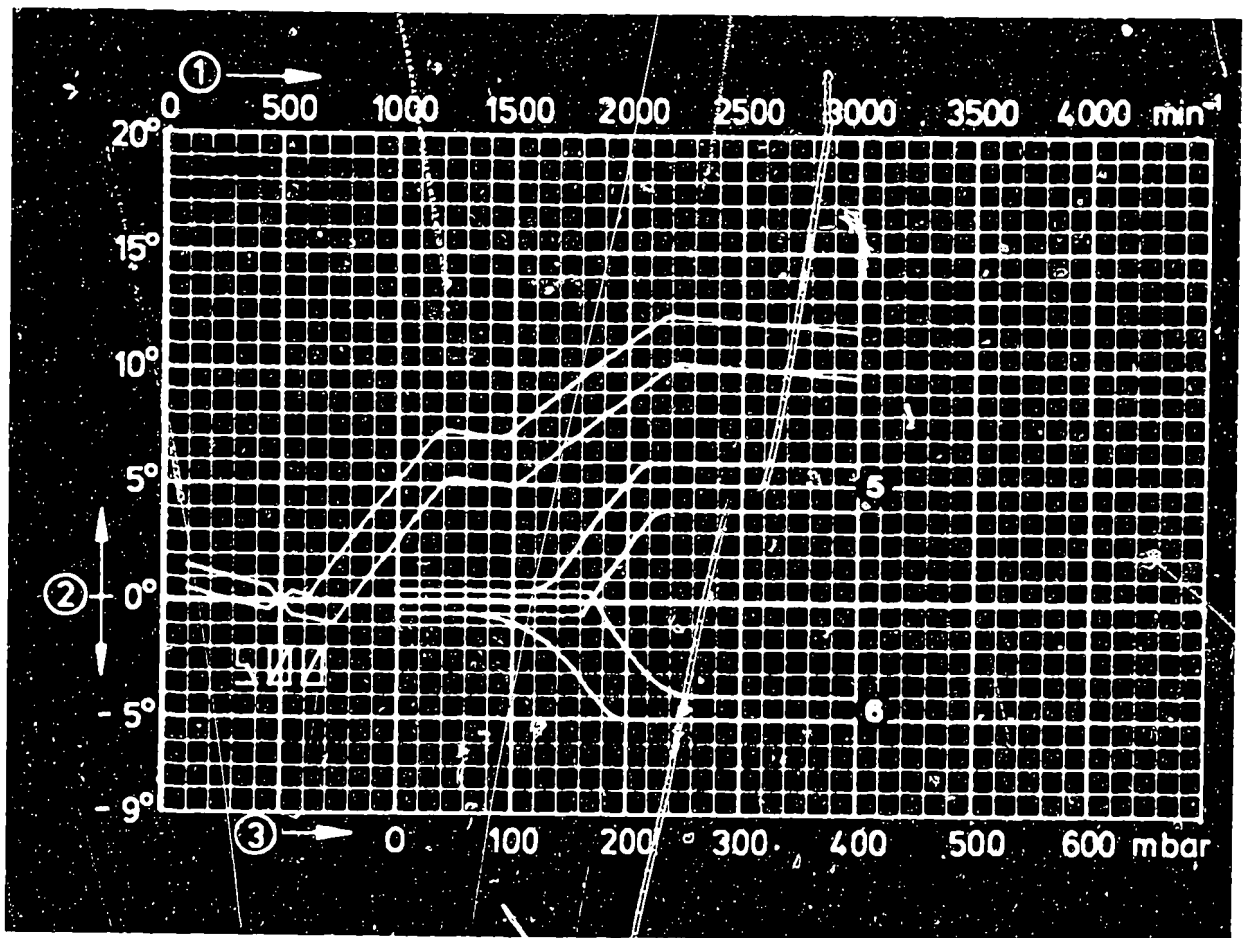
Repair and test instructions: W-237/502

**C9**

Test specifications

Ignition distributors 0 237..





0 237 003 018/..019

- 1 = Distributor-shaft speed
- 2 = Distributor-shaft advance
- 3 = Negative gauge pressure
- 5 = Negative gauge pressure (vacuum) advance
- 6 = Negative gauge pressure (vacuum) retard

Test adapter KDZV 7202	ZV-I
Resistance of magnetic-pulse generator	950...1300 Ω
Air gap min.	0.25 mm
Addition to tolerance range	0,5° dist. shaft

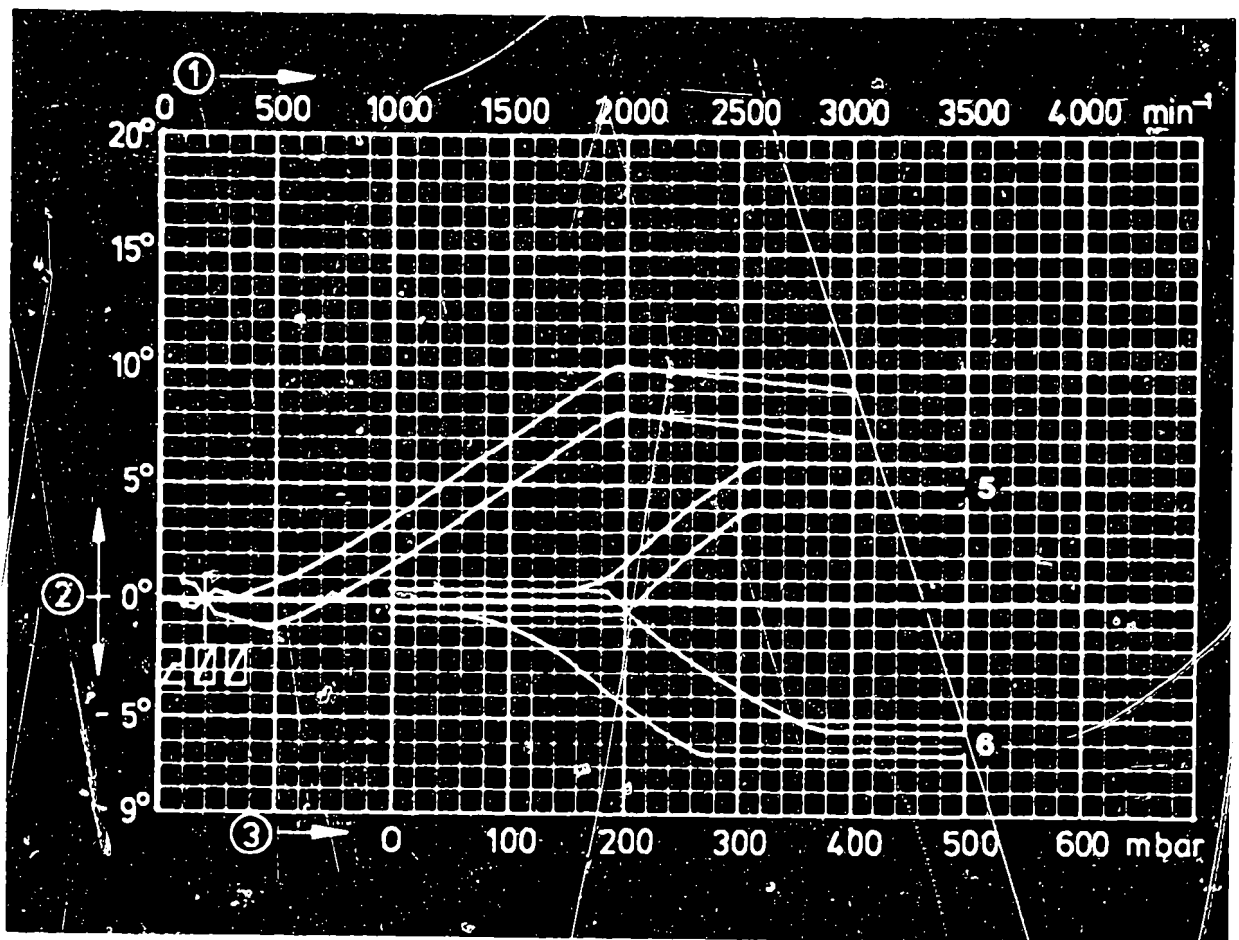
Repair and test instructions: W-237/502

**C10**

Test specifications

Ignition distributors 0 237..





0 237 003 022/..023

- 1 = Distributor-shaft speed
- 2 = Distributor-shaft advance
- 3 = Negative gauge pressure
- 5 = Negative gauge pressure (vacuum) advance
- 6 = Negative gauge pressure (vacuum) retard

Test adapter KDZV 7202

ZV-I

Resistance of magnetic-pulse generator

500...580 Ω

Air gap min.

0.25 mm

Addition to tolerance range

± 0.5° dist.  
shaft

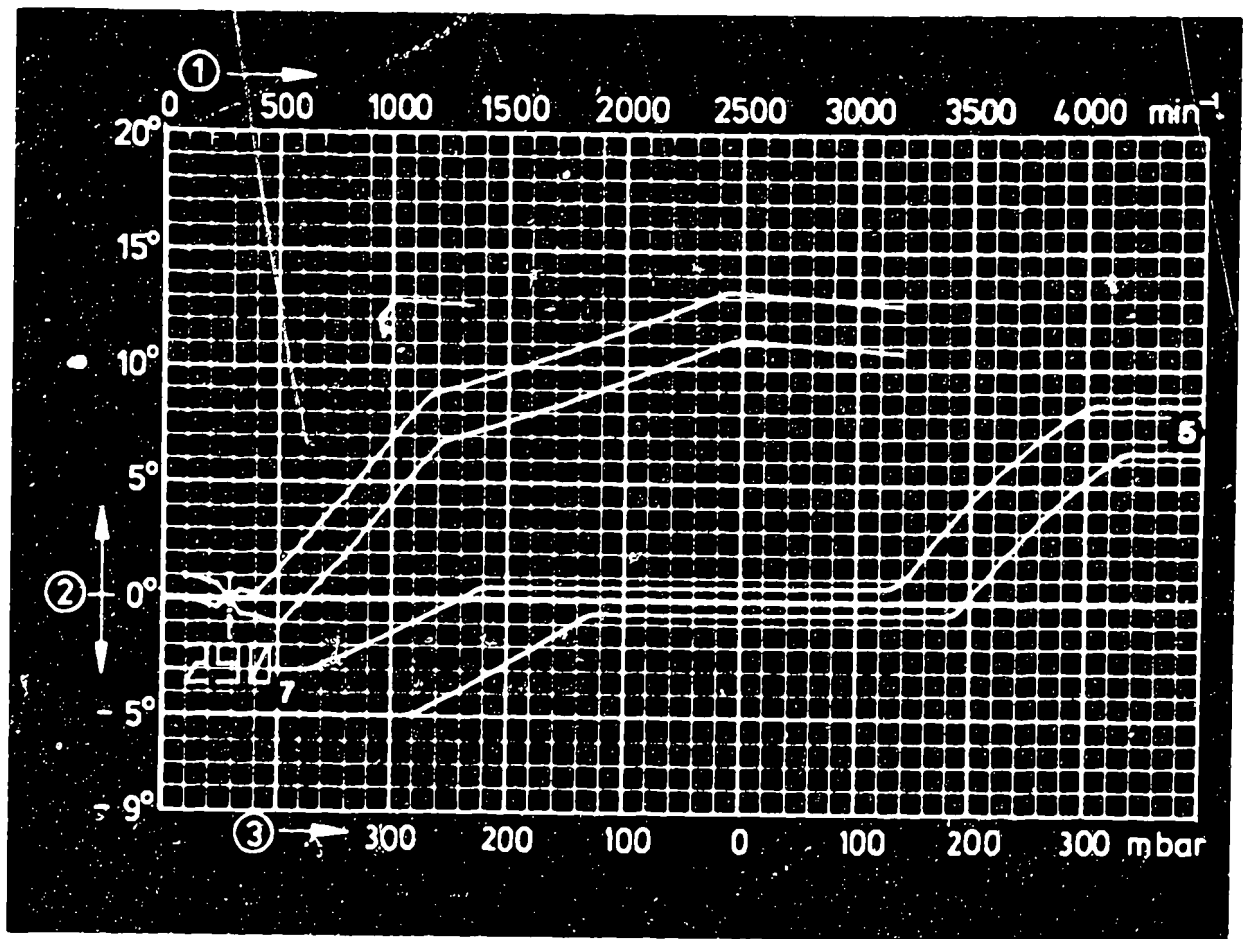
Repair and test instructions: W-237/502

**C11**

Test specifications

Ignition distributors 0 237..





0 237 003 024

- 1 = Distributor-shaft speed
- 2 = Distributor-shaft advance
- 3 = Negative gauge pressure
- 5 = Negative gauge pressure (vacuum) advance
- 7 = Gauge pressure (retard)

Test adapter KDZV 7202

ZV-I

Resistance of magnetic-pulse generator

950...1300  $\Omega$

Air gap min.

0.25 mm

Addition to tolerance range

+ 0,5° dist.  
shaft

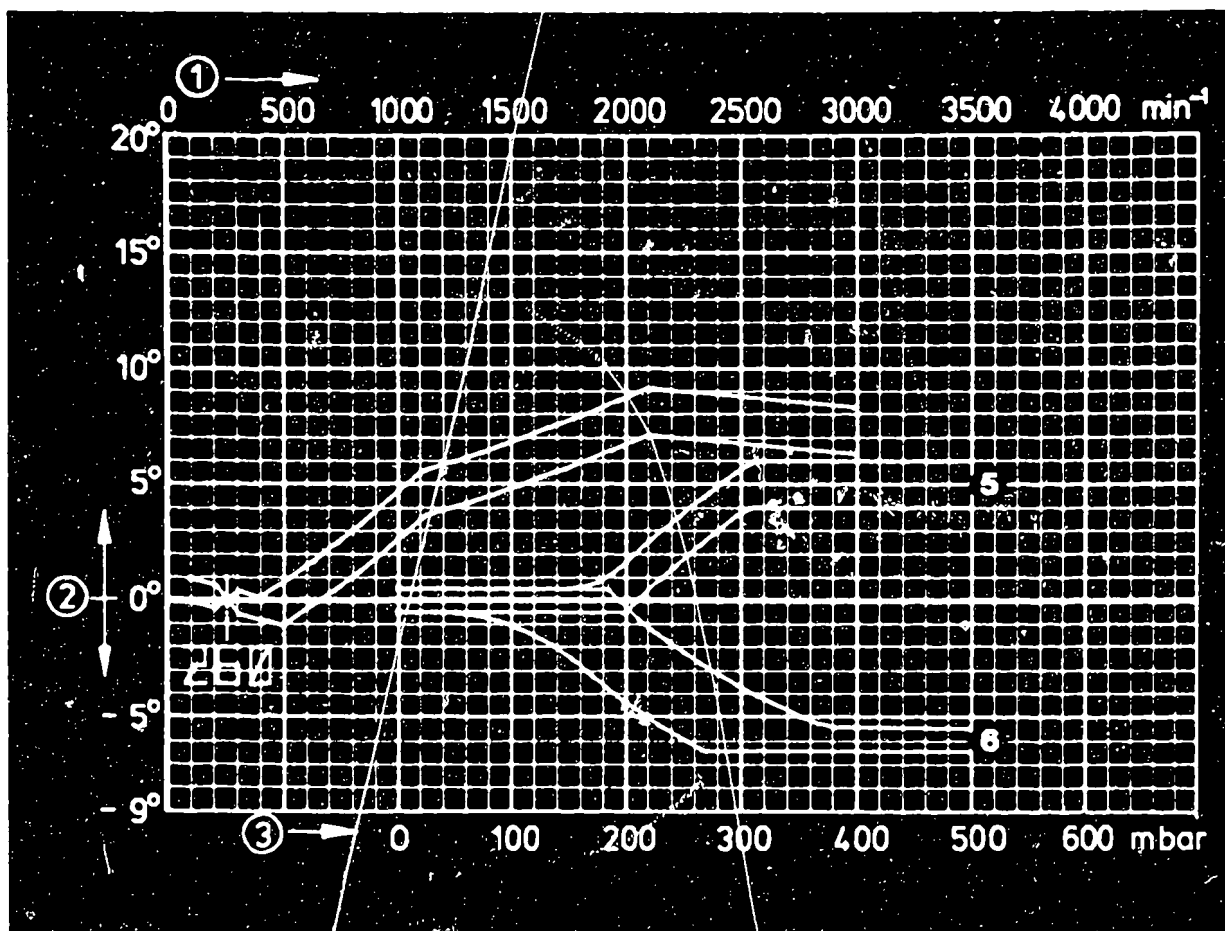
Repair and test instructions: W-237/502

**C12**

Test specifications

Ignition distributors 0 237..





0 237 003 025/..026

1 = Distributor-shaft speed

2 = Distributor-shaft advance

3 = Negative gauge pressure

5 = Negative gauge pressure (vacuum) advance

6 = Negative gauge pressure (vacuum) retard

Test adapter KDZV 7202

ZV-I

Resistance of magnetic-pulse generator

505...580 Ω

Air gap min.

0.25 mm

Addition to tolerance range

± 0.5° dist  
shaft

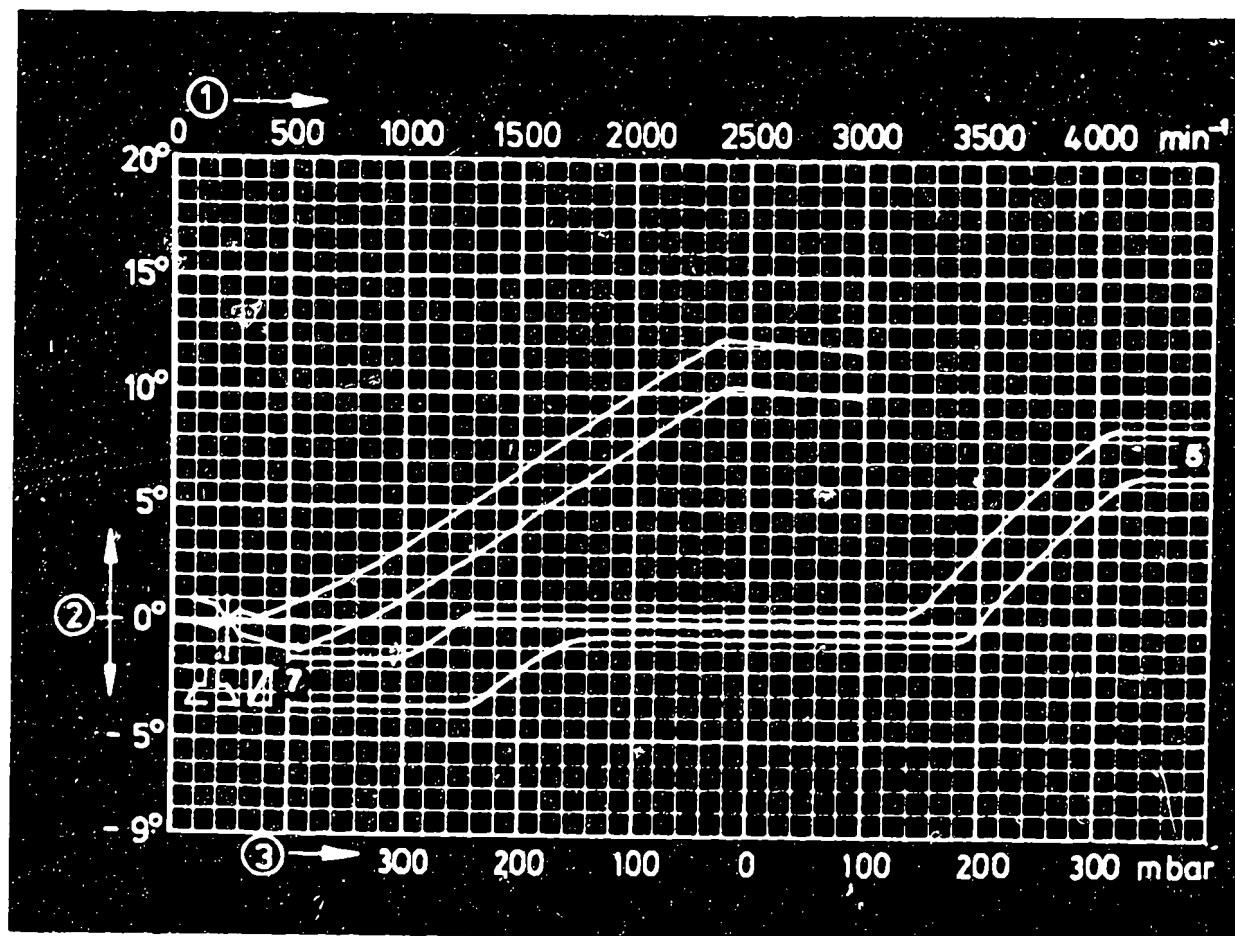
Repair and test instructions: W-237/502

**C13**

Test specifications

Ignition distributors 0 237..





0 237 003 027

- 1 = Distributor-shaft speed
- 2 = Distributor-shaft advance
- 3 = Negative gauge pressure
- 5 = Negative gauge pressure (vacuum) advance
- 7 = Gauge pressure (advance/retard)

Test adapter KDZV 7202

ZV-I

Resistance of magnetic-pulse generator

950...1300 Ω

Air gap min.

0.25 mm

Addition to tolerance range

0.5° dist.  
shaft

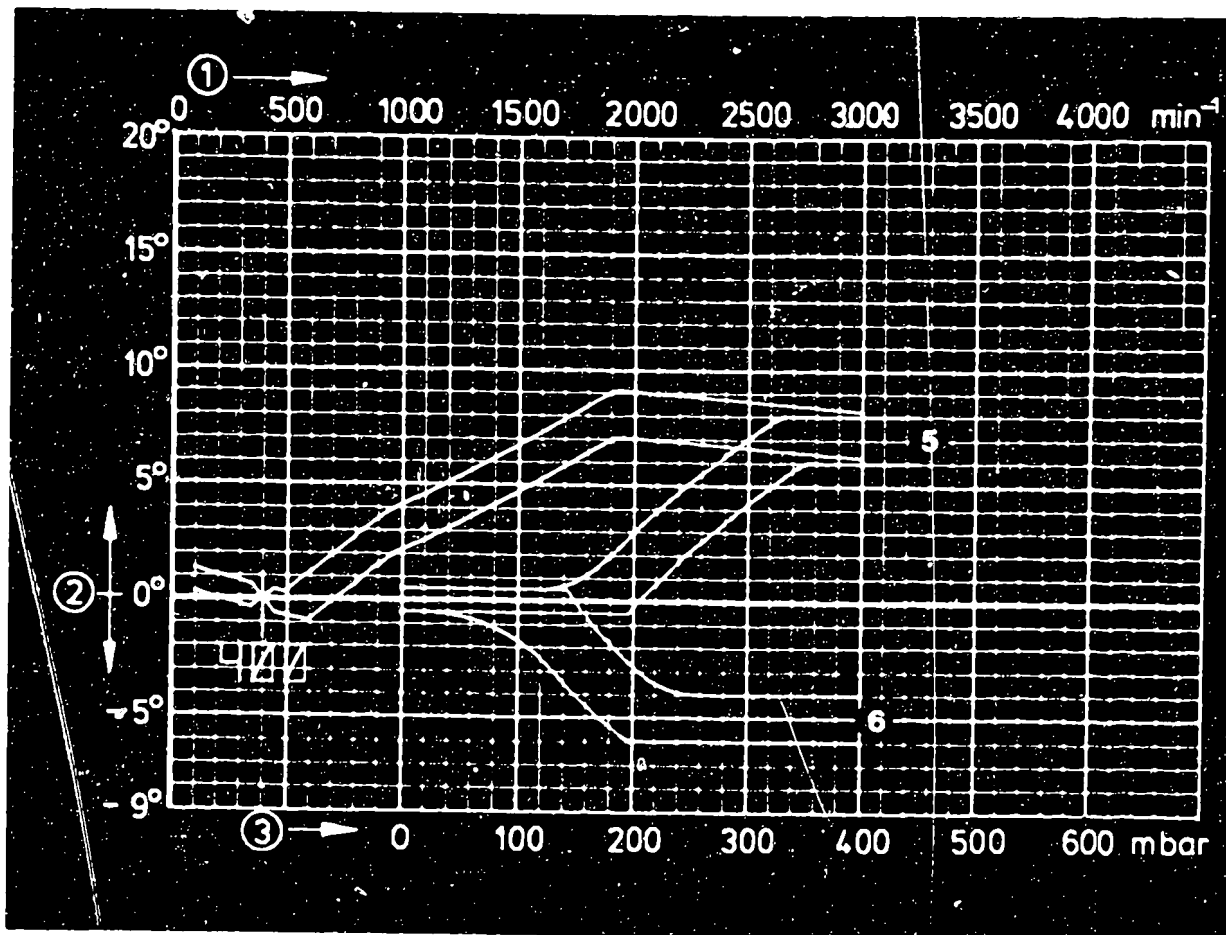
Repair and test instructions: W-237/502

**C14**

Test specifications

Ignition distributors 0 237..





0 237 003 028

1 = Distributor-shaft speed

2 = Distributor-shaft advance

3 = Negative gauge pressure

5 = Negative gauge pressure (vacuum) advance

6 = Negative gauge pressure (vacuum) retard

Test adapter KDZV 7202

ZV-I

Resistance of magnetic-pulse generator

950...1300  $\Omega$

Air gap min.

0.25 mm

Addition to tolerance range

$\pm 0.5^\circ$  dist.  
shaft

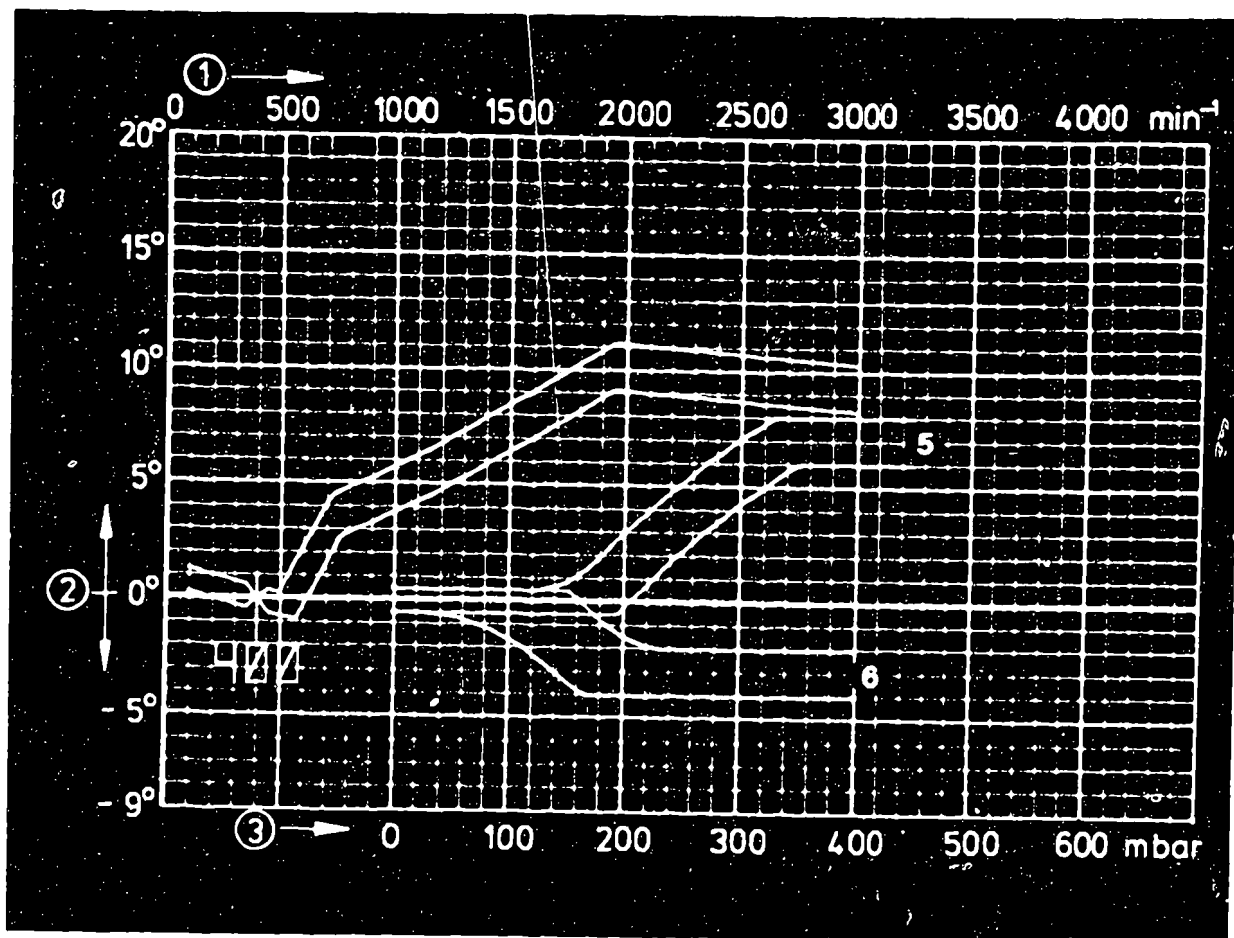
Repair and test instructions: W-237/502

**C15**

Test specifications

Ignition distributors 0 237..





0 237 003 029

1 = Distributor-shaft speed

2 = Distributor-shaft advance

3 = Negative gauge pressure

5 = Negative gauge pressure (vacuum) advance

6 = Negative gauge pressure (vacuum) retard

Test adapter KDZV 7202

ZV-I

Resistance of magnetic-pulse generator

950...1300  $\Omega$

Air gap min.

0.25 mm

Addition to tolerance range

+  $0.5^\circ$  dist.  
shaft

Repair and test instructions: W-237/502

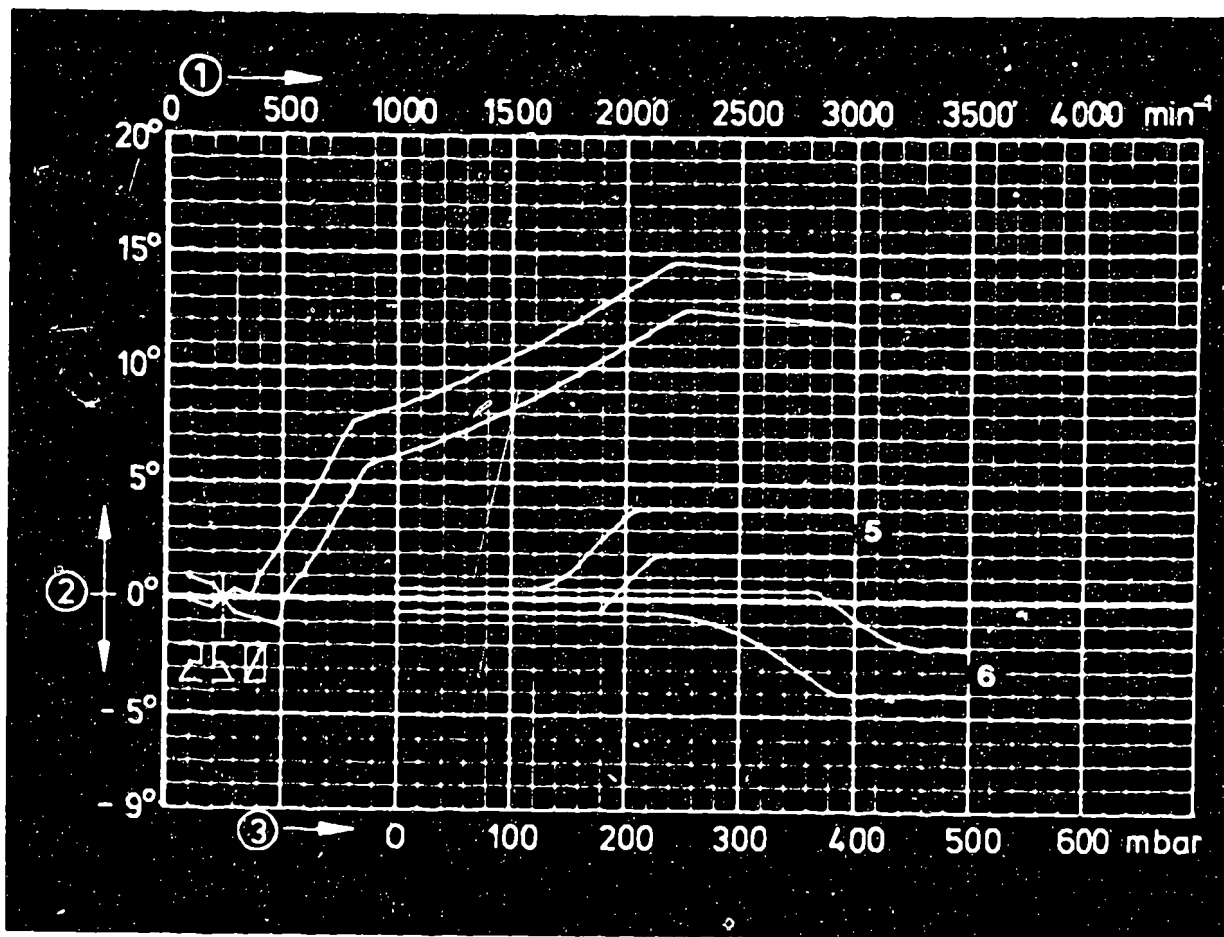
**C16**

Test specifications

Ignition distributors 0 237...







0 237 003 034

- 1 = Distributor-shaft speed
- 2 = Distributor-shaft advance
- 3 = Negative gauge pressure
- 5 = Negative gauge pressure (vacuum) advance
- 6 = Negative gauge pressure (vacuum) retard

Test adapter KDZV 7202

ZV-I

Resistance of magnetic-pulse generator

950...1300  $\Omega$

Air gap min.

0.25 mm

Addition to tolerance range

$\pm 0.5^\circ$  dist.  
shaft

Repair and test instructions: W-237/502

Clamping flange:

1 685 700 133

Driver:

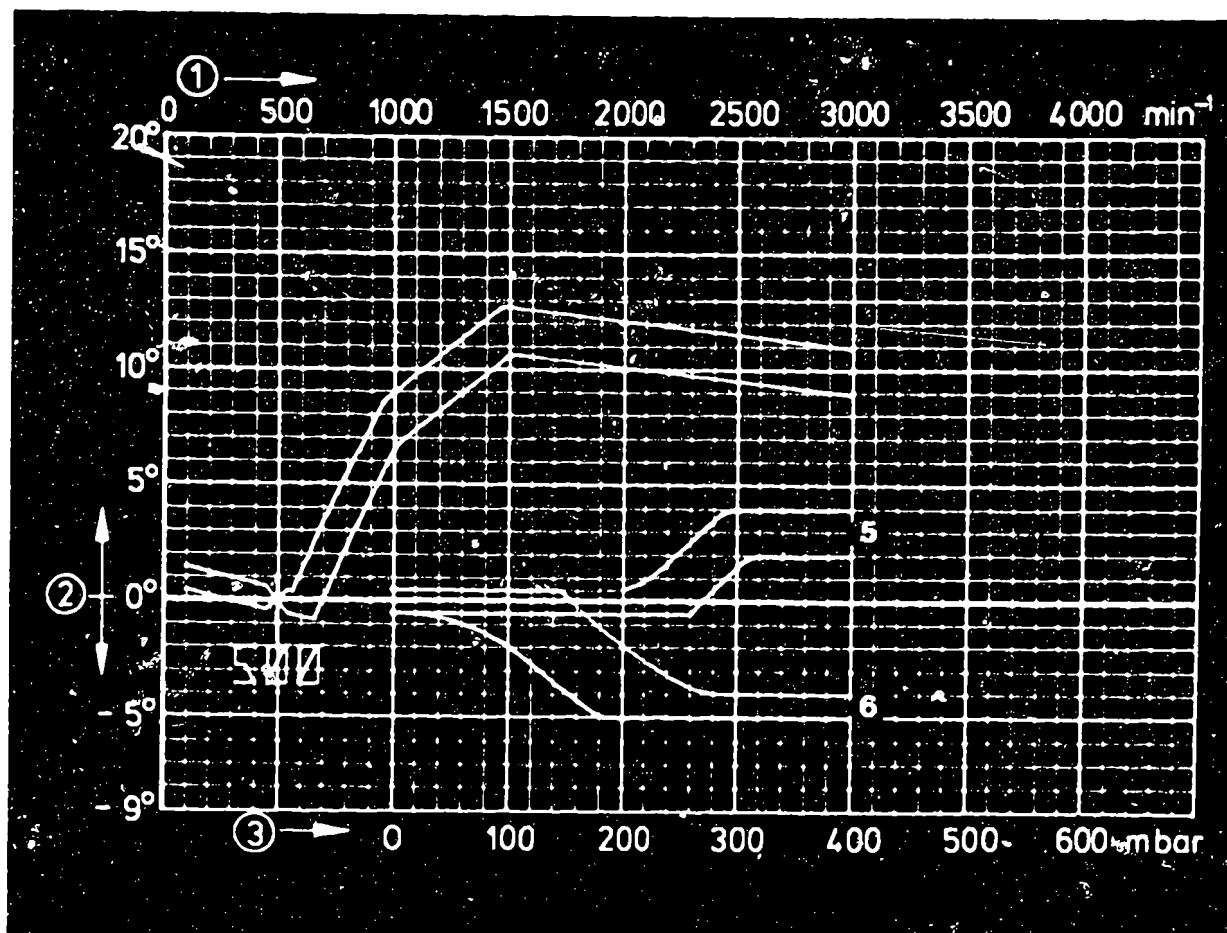
1 686 400 003

**C17**

Test specifications

Ignition distributors 0 237 ...





0 237 004 001/..002

1 = Distributor-shaft speed

2 = Distributor-shaft advance

3 = Negative gauge pressure

5 = Negative gauge pressure (vacuum) advance

6 = Negative gauge pressure (vacuum) retard

Test adapter KDZV 7202

ZV-I

Resistance of magnetic-pulse generator 950...1300 Ω

Air gap min. 0.25 mm

Addition to tolerance range 0.5° dist. shaft

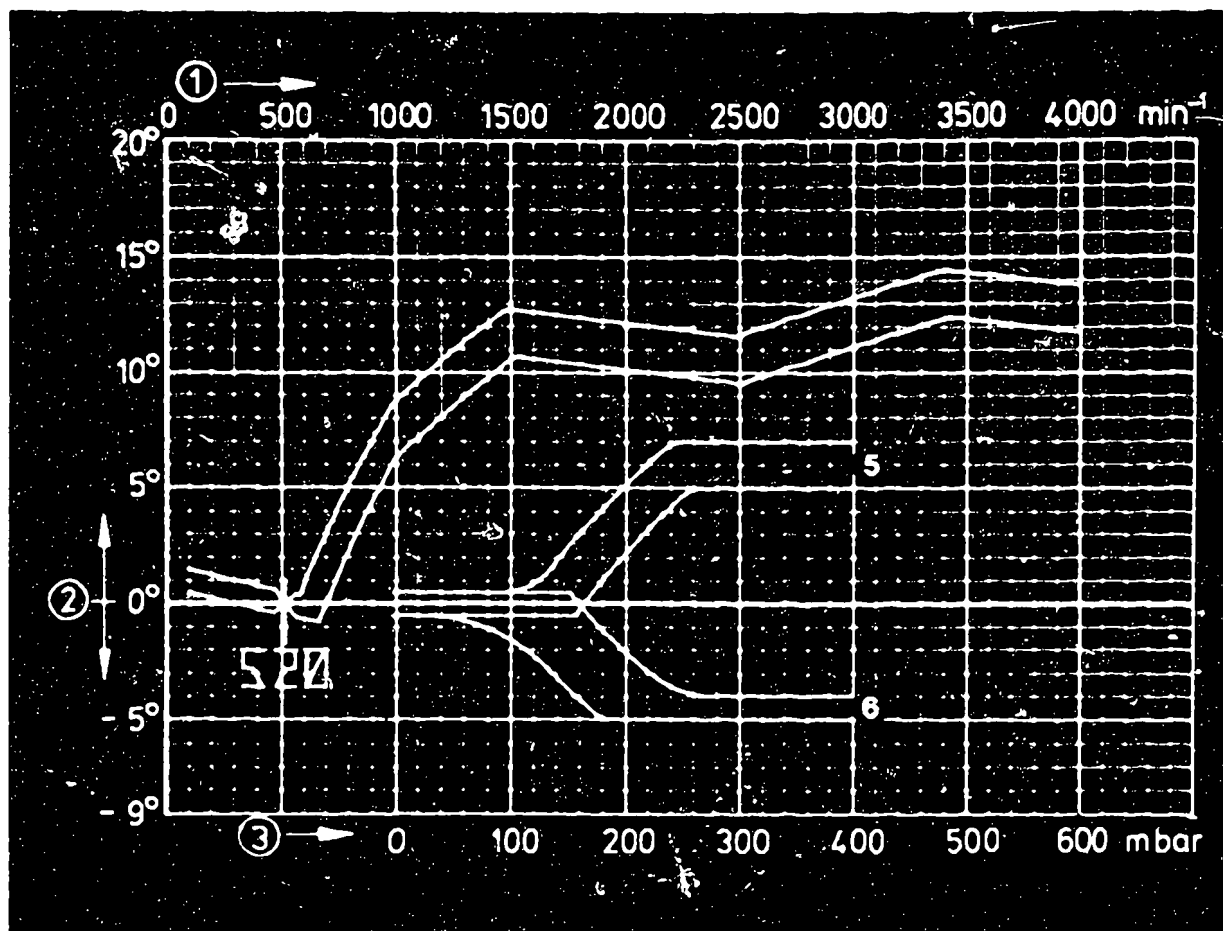
Repair and test instructions: W-237/502

**C 18**

Test specifications

Ignition distributors 0 237..





0 237 004 005/..006

1 = Distributor-shaft speed

2 = Distributor-shaft advance

3 = Negative gauge pressure

5 = Negative gauge pressure (vacuum) advance

6 = Negative gauge pressure (vacuum) retard

Test adapter KDZV 7202

ZV-I

Resistance of magnetic-pulse generator 950...1300  $\Omega$

Air gap min. 0.25 mm

Addition to tolerance range  $\pm 0.5^\circ$  dist. shaft

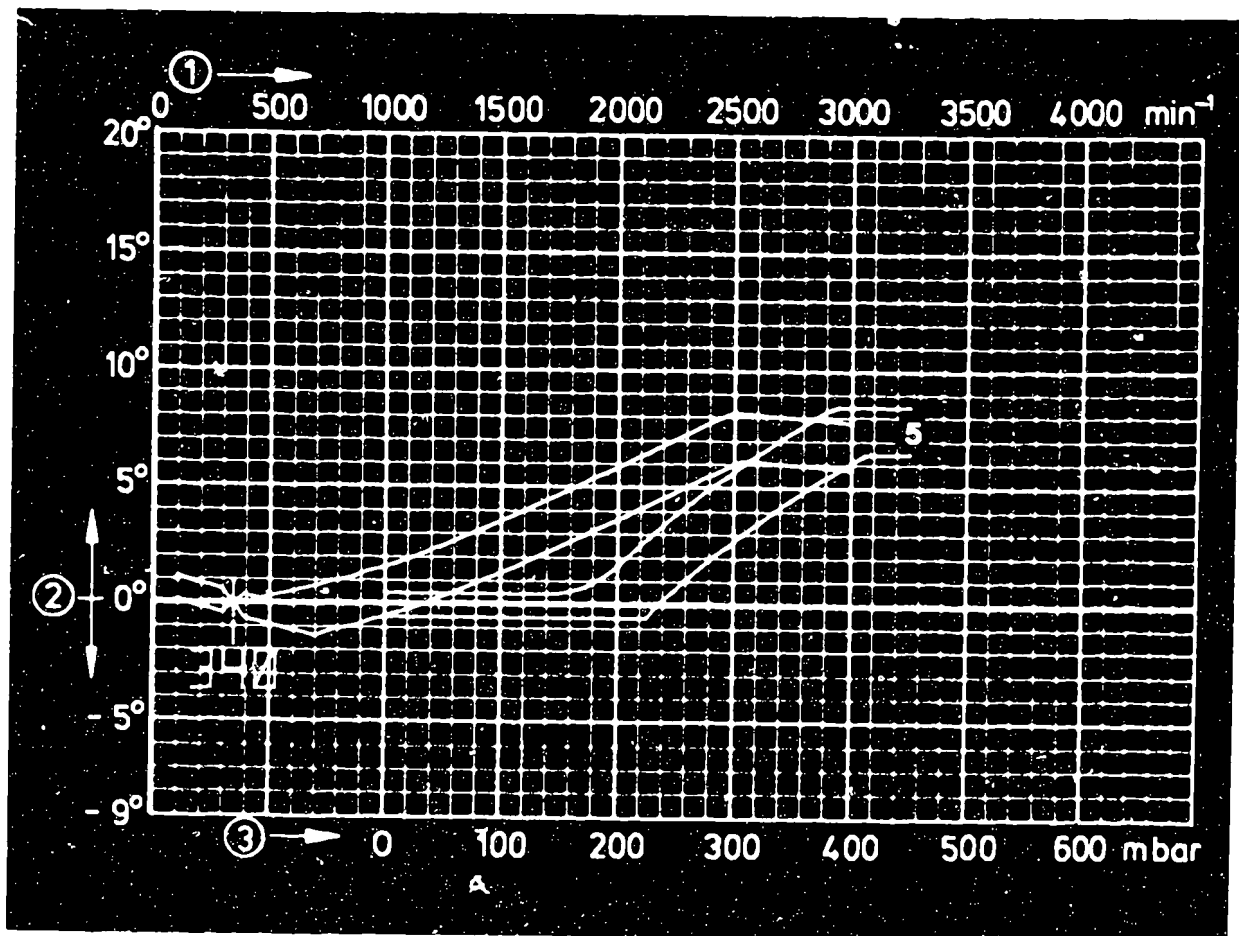
Repair and test instructions: W-237/502

**C 19**

Test specifications

Ignition distributors 0 237 ..





0 237 005 001

1 = Distributor-shaft speed

2 = Distributor-shaft advance

3 = Negative gauge pressure

5 = Negative gauge pressure (vacuum) advance

Test adapter KDZV 7202

ZV-I

Resistance of magnetic-pulse generator

950...1300  $\Omega$

Air gap min.

0.25 mm

Addition to tolerance range

$\pm 0.5^\circ$  dist  
shaft

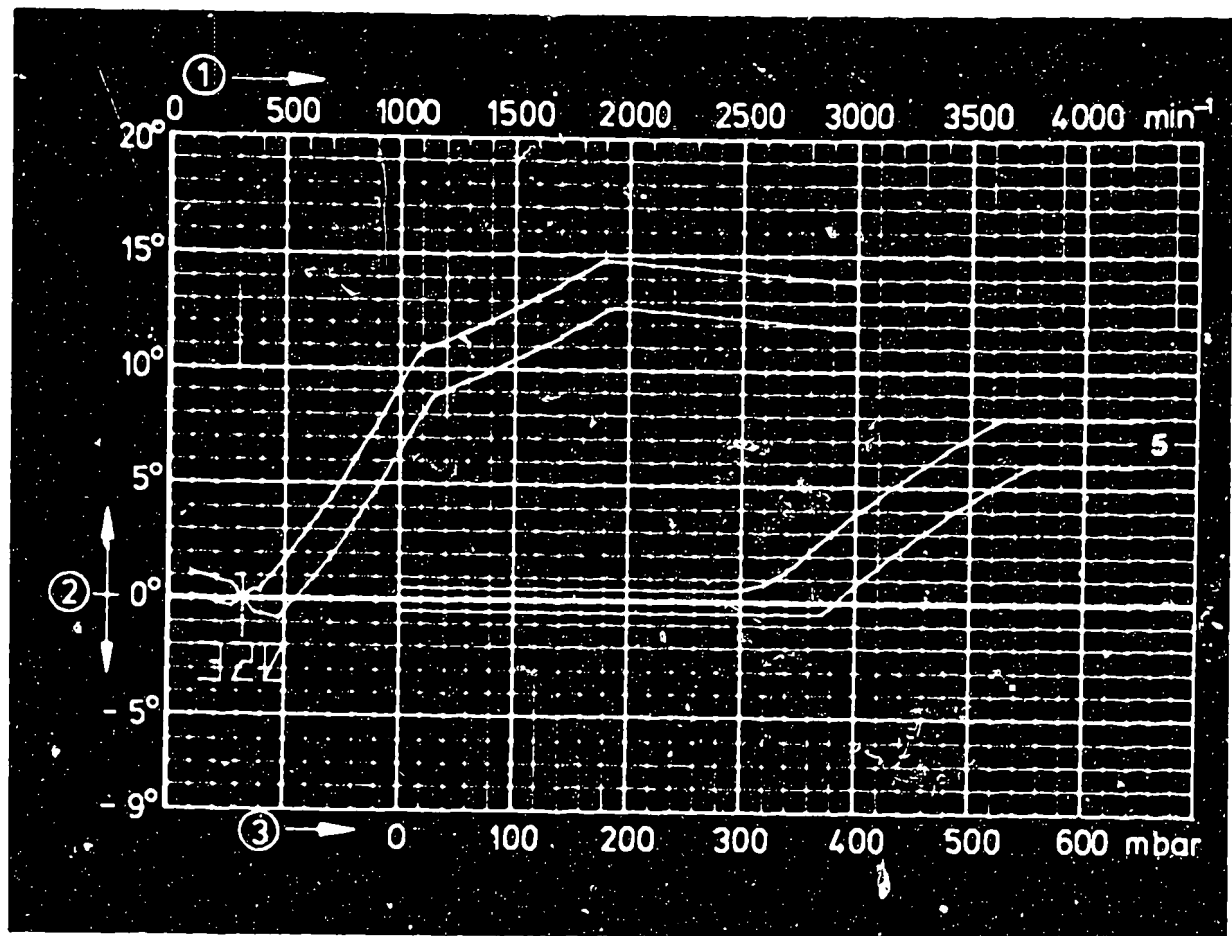
Repair and test instructions: W-237/502

**C20**

Test specifications

Ignition distributors 0 237..





0 237 005 002

1 = Distributor-shaft speed

2 = Distributor-shaft advance

3 = Negative gauge pressure

5 = Negative gauge pressure (vacuum) advance

Test adapter KDZV 7202

ZV-I

Resistance of magnetic-pulse generator

950...1300  $\Omega$

Air gap min.

0.25 mm

Addition to tolerance range

$\pm 0.5^\circ$  dist.

shaft

Cut-out speed of limiter

3140 to 3330

$\text{min}^{-1}$

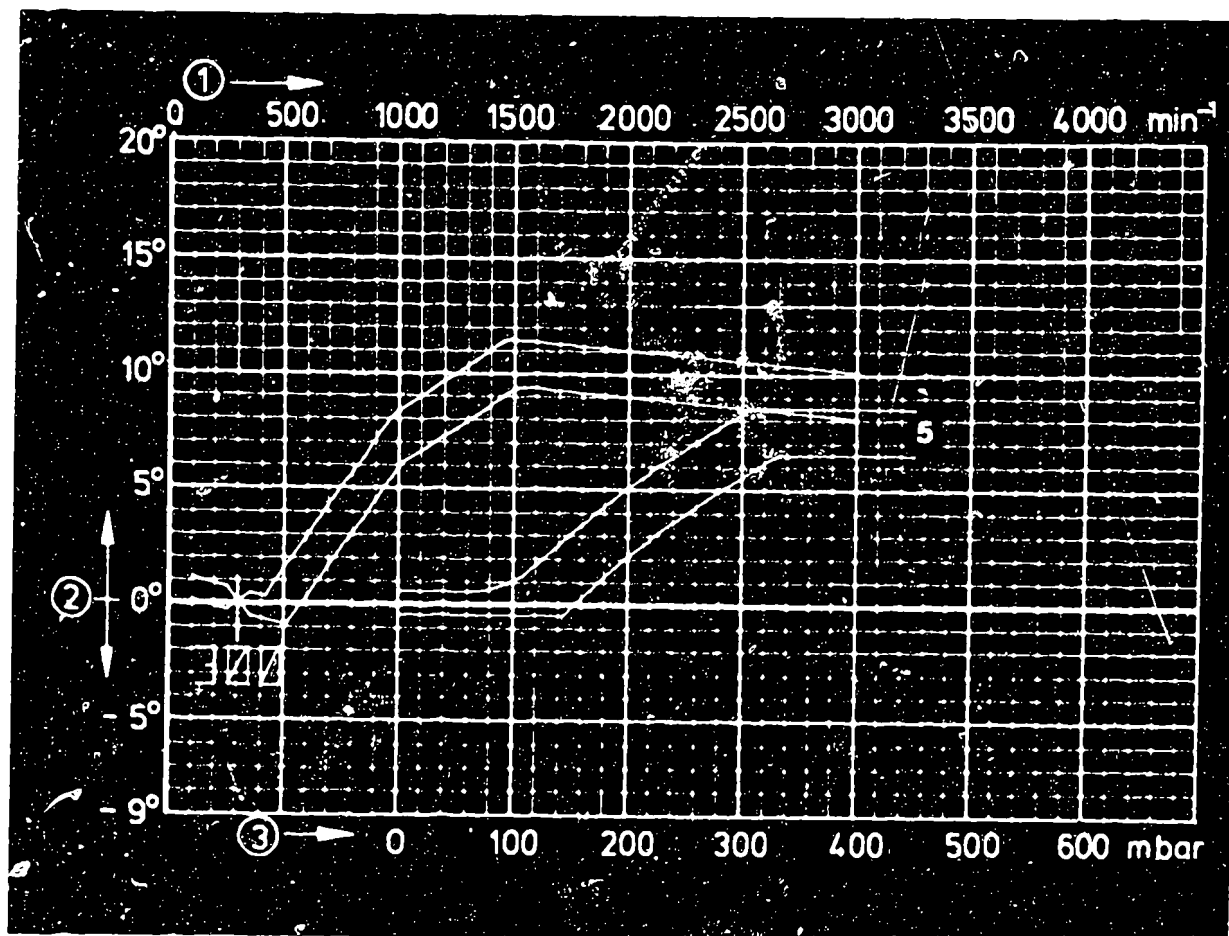
Repair and test instructions: W-237/502

**C21**

Test specifications

Ignition distributors 0 237 ...





0 237 005 003

1 = Distributor-shaft speed

2 = Distributor-shaft advance

3 = Negative gauge pressure

5 = Negative gauge pressure (vacuum) advance

Test adapter KDZV 7202

ZV-I

Resistance of magnetic-pulse generator

950...1300  $\Omega$

Air gap min.

0.25 mm

Addition to tolerance range

$\pm 0.5^\circ$  dist.  
shaft

Cut-out speed of limiter

3230 to 3430  
 $\text{min}^{-1}$

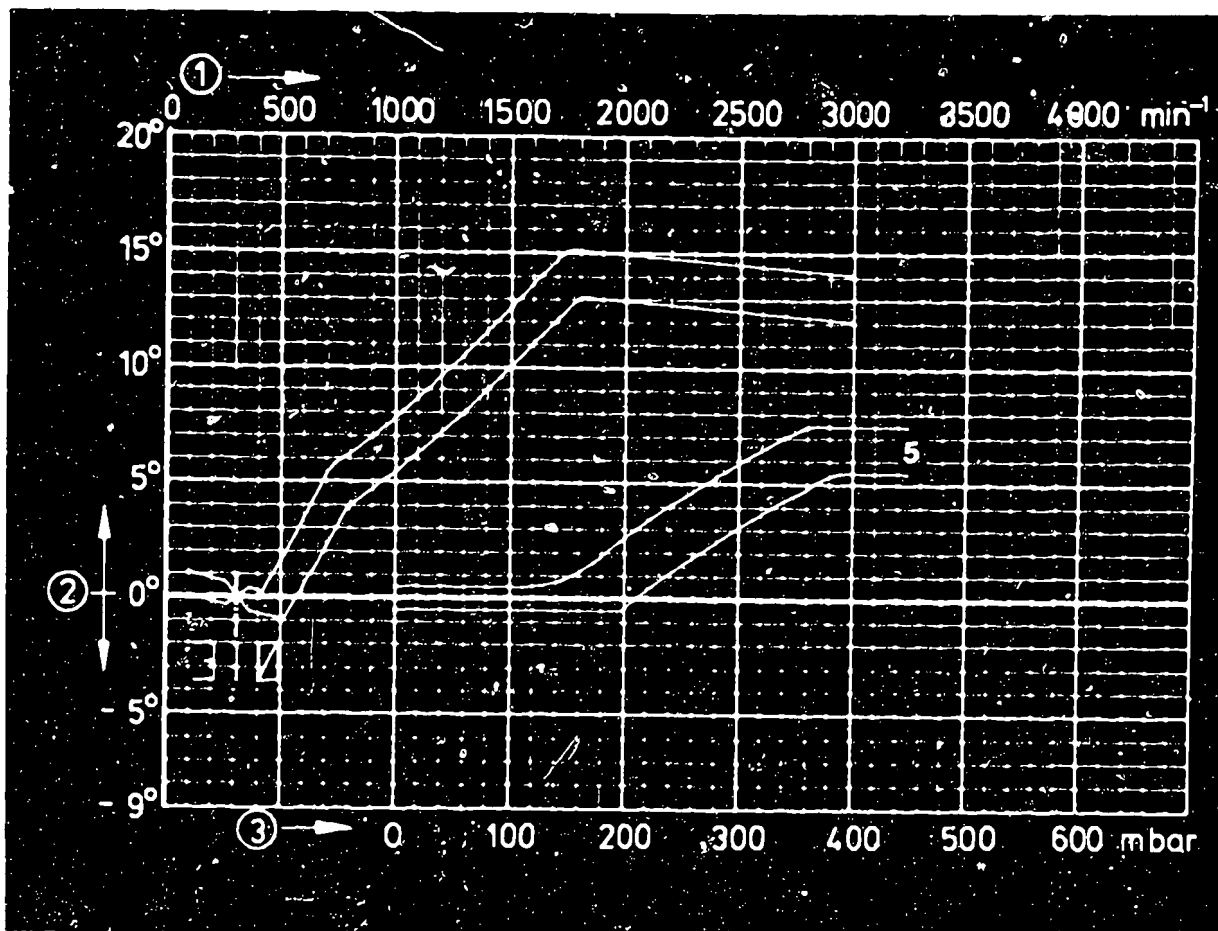
Repair and test instructions: W-237/502

**G22**

Test specifications

Ignition distributors 0 237..





0 237 005 004

- 1 = Distributor-shaft speed
- 2 = Distributor-shaft advance
- 3 = Negative gauge pressure
- 5 = Negative gauge pressure (vacuum) advance

Test adapter KDZV 7202	ZV-I
Resistance of magnetic-pulse generator	950...1300 Ω
Air gap min.	0.25 mm
Addition to tolerance range	± 0.5° dist. shaft
Cut-out speed of Limiter	3330 to 3540 min <sup>-1</sup>

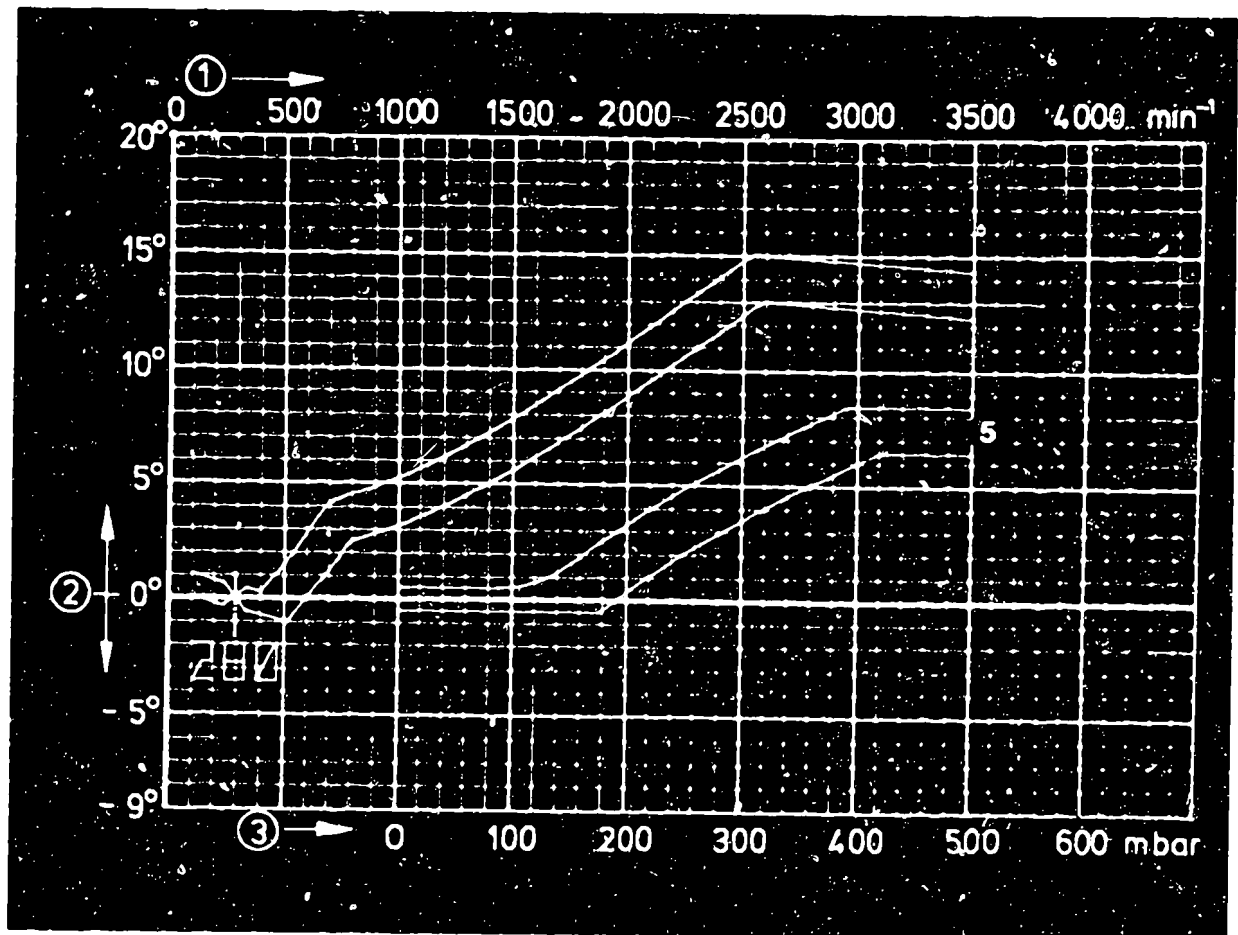
Repair and test instructions: W-237/502

**C23**

Test specifications

Ignition distributors 0 237..





0 237 005 005

1 = Distributor-shaft speed

2 = Distributor-shaft advance

3 = Negative gauge pressure

5 = Negative gauge pressure (vacuum) advance

Test adapter KDZV 7202

ZV-I

Air gap min.

0.25 mm

Addition to tolerance range

+ 0.5° dist  
shaft

Cut-out speed of limiter

3230 to 3430  
min<sup>-1</sup>

Repair and test instructions: W-237/502

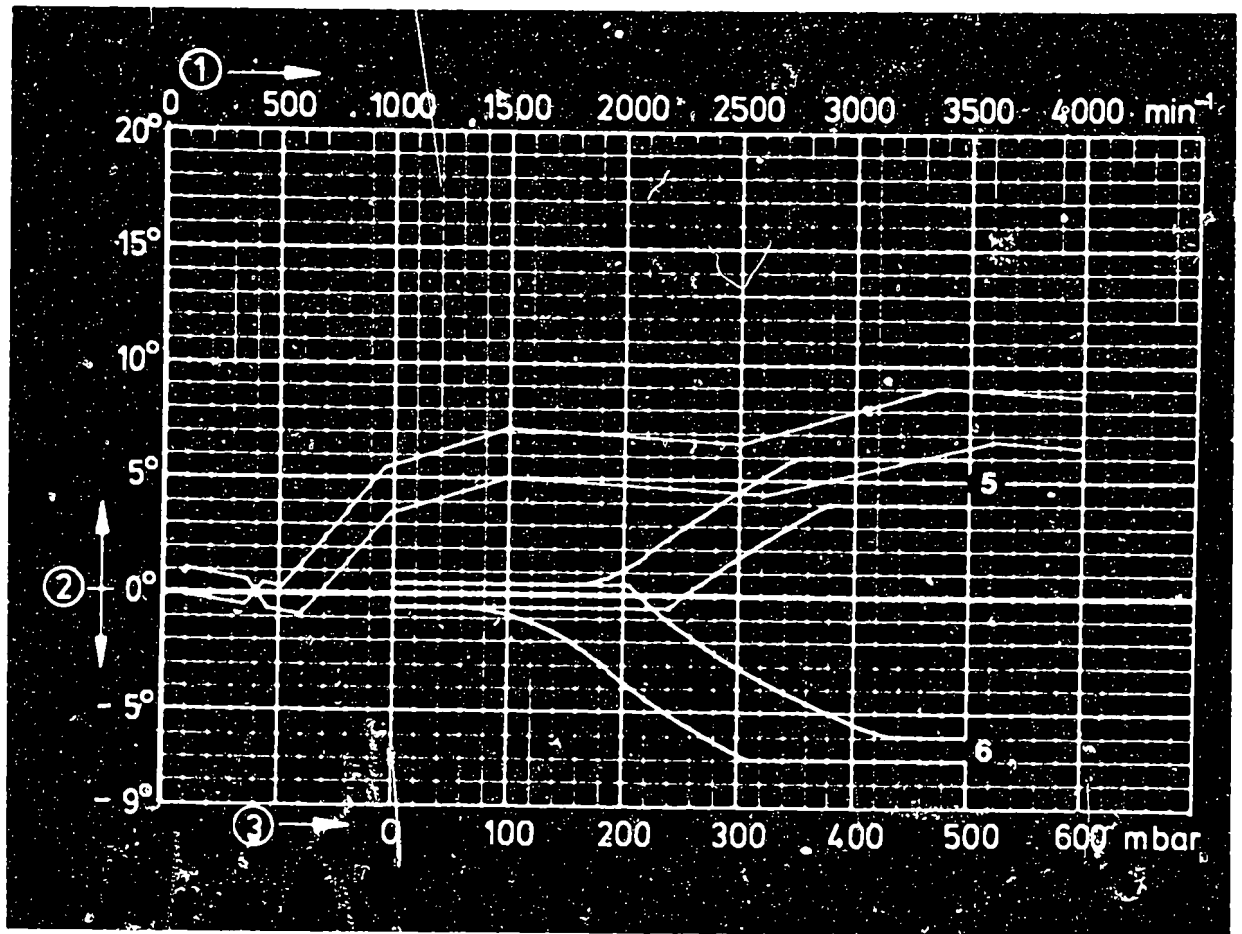
**C24**

Test specifications

Ignition distributors 0 237..







0 237 006 001/..002

1 = Distributor-shaft speed

2 = Distributor-shaft advance

3 = Negative gauge pressure

5 = Negative gauge pressure (vacuum) advance

6 = Negative gauge pressure (vacuum) retard

Test adapter KDZV 7202

ZV-I

Resistance of magnetic-pulse generator

950...1300  $\Omega$

Air gap min.

0.25 mm

Addition to tolerance range

$\pm 0.5^\circ$  dist.

soft

Cut-out speed of limiter

3280 to 3480

$\text{min}^{-1}$

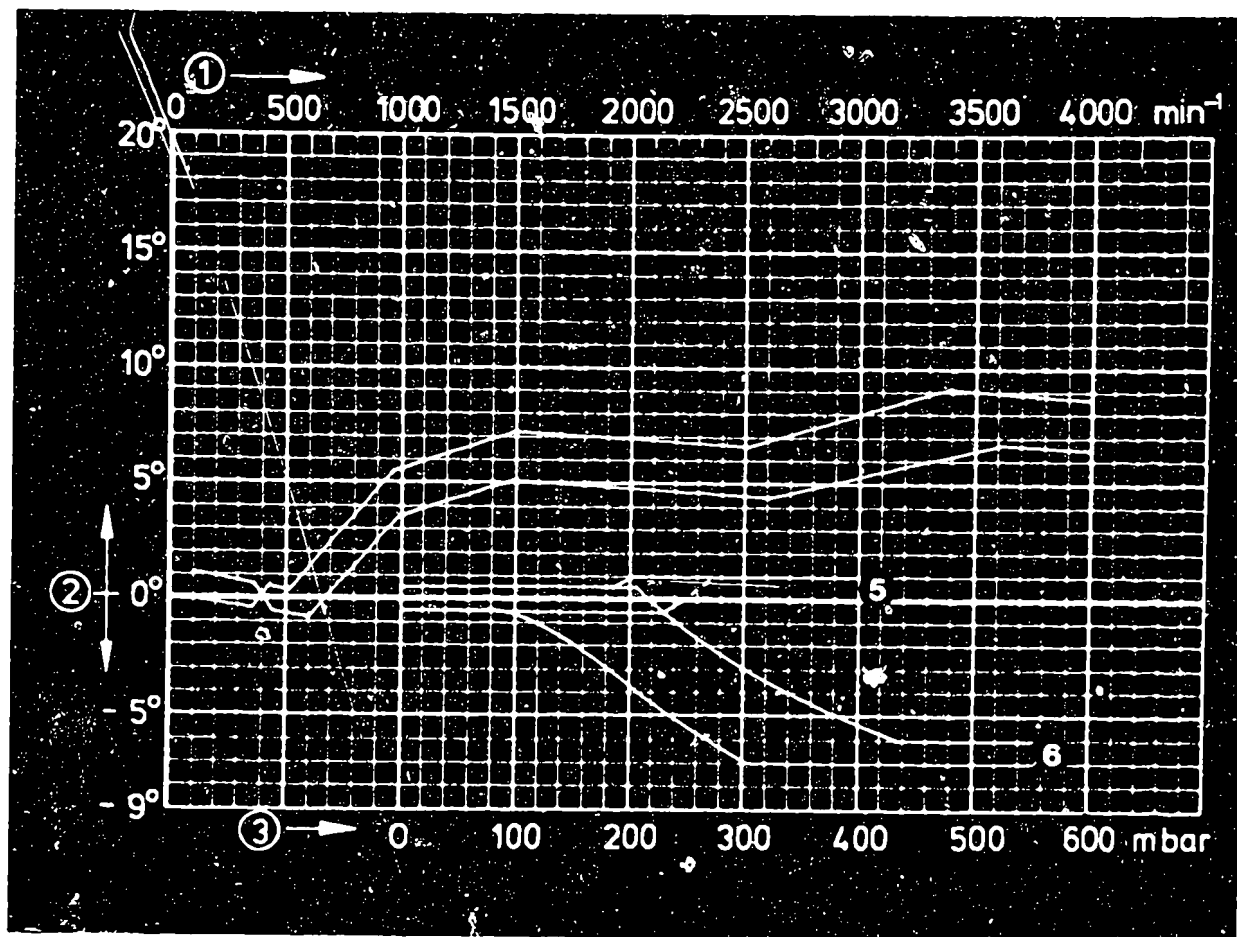
Repair and test instructions: W-237/502

**D1**

Test specifications

Ignition distributors 0 237..





0 237 006 003/..004

1 = Distributor-shaft speed

2 = Distributor-shaft advance

3 = Negative gauge pressure

5 = Negative gauge pressure (vacuum) advance

6 = Negative gauge pressure (vacuum) retard

Test adapter KDZV

ZV-I

Resistance of magnetic-pulse generator 950...1300 Ω

Air gap min. 0.25 mm

Addition to tolerance range ±0.5° dist. shaft

Cut-out speed of limiter 3280 to 3480 min<sup>-1</sup>

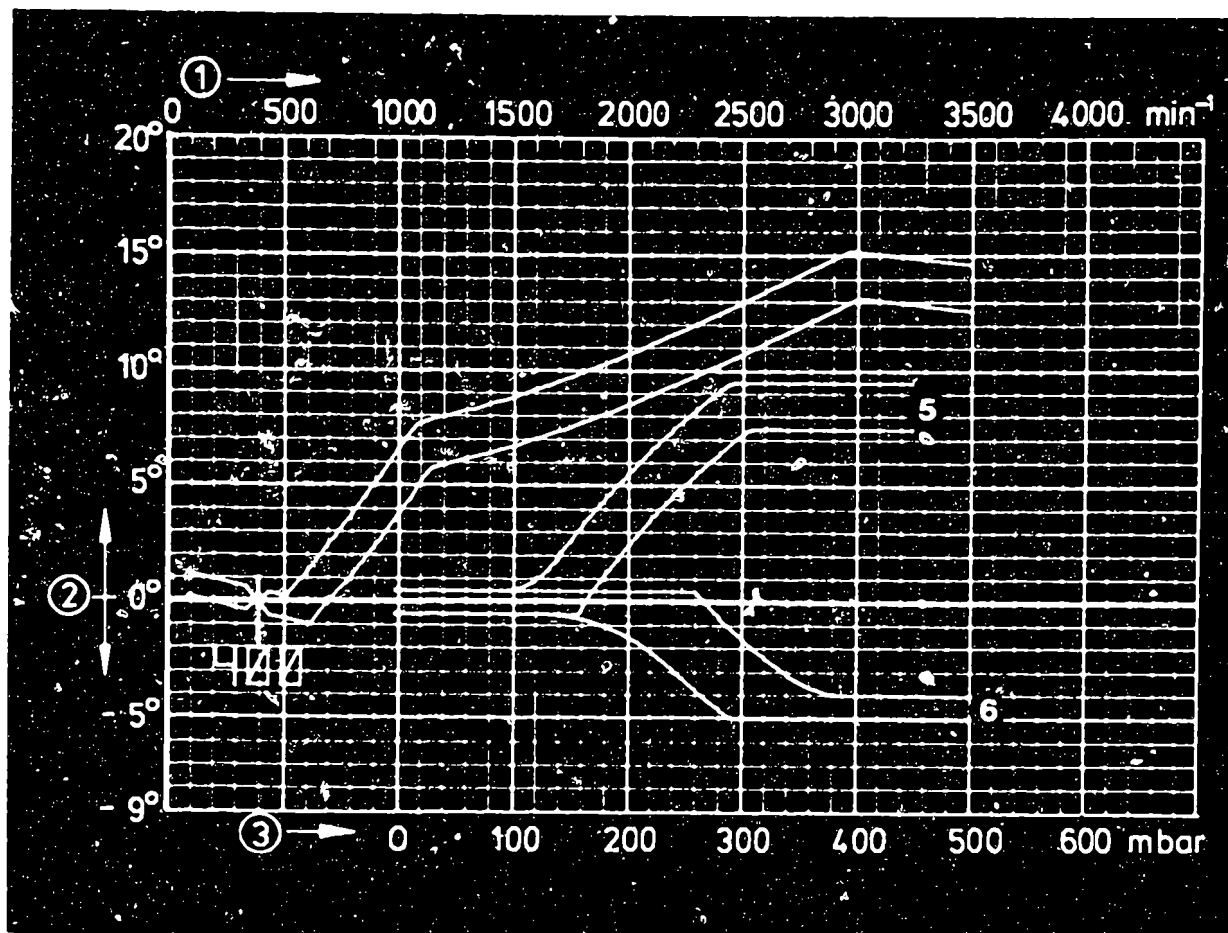
Repair and test instructions: W-237/502

**D2**

Test specifications

Ignition distributors 0 237..





0 237 006 005/..006

1 = Distributor-shaft speed

2 = Distributor-shaft advance

3 = Negative gauge pressure

5 = Negative gauge pressure (vacuum) advance

6 = Negative gauge pressure (vacuum) retard

Test adapter KDZV

ZV-I

Resistance of magnetic-pulse generator

950...1300 Ω

Air gap min.

0.25 mm

Addition to tolerance range

±0.5° dist.

shaft

Cut-out speed of limiter

3280 to 3480  
min<sup>-1</sup>

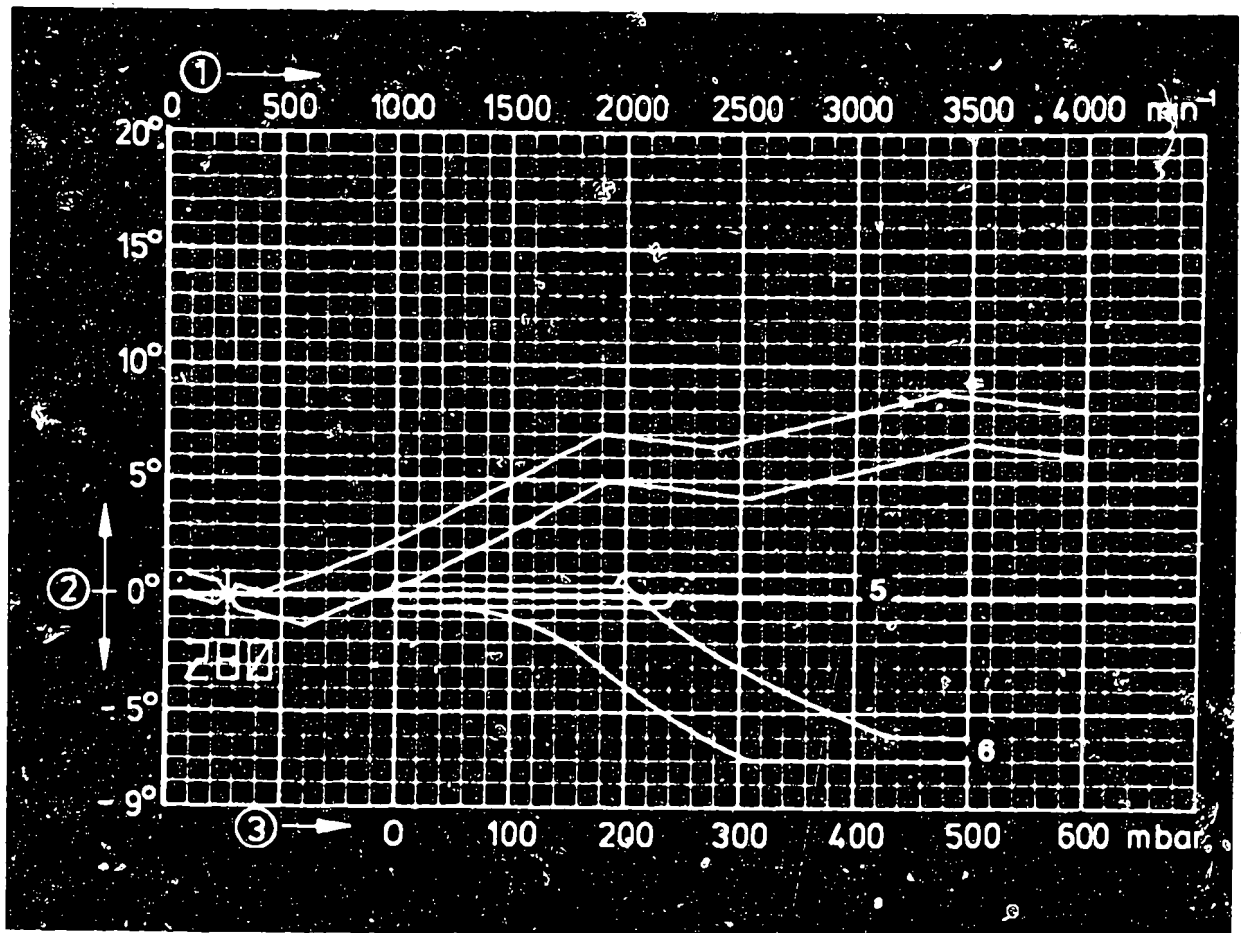
Repair and test instructions: W-237/502

**D3**

Test specifications

Ignition distributors 0 237..





0 237 006 009/..010

1 = Distributor-shaft speed

2 = Distributor-shaft advance

3 = Negative gauge pressure

5 = Negative gauge pressure (vacuum) advance

6 = Negative gauge pressure (vacuum) retard

Test adapter KDZV 7202

ZV-I

Resistance of magnetic-pulse generator

950...1300  $\Omega$

Air gap min.

0.25 mm

Addition to tolerance range

+ 0.5° dist.  
shaft

Cut-out speed of limiter

3280 to 3480

$\text{min}^{-1}$

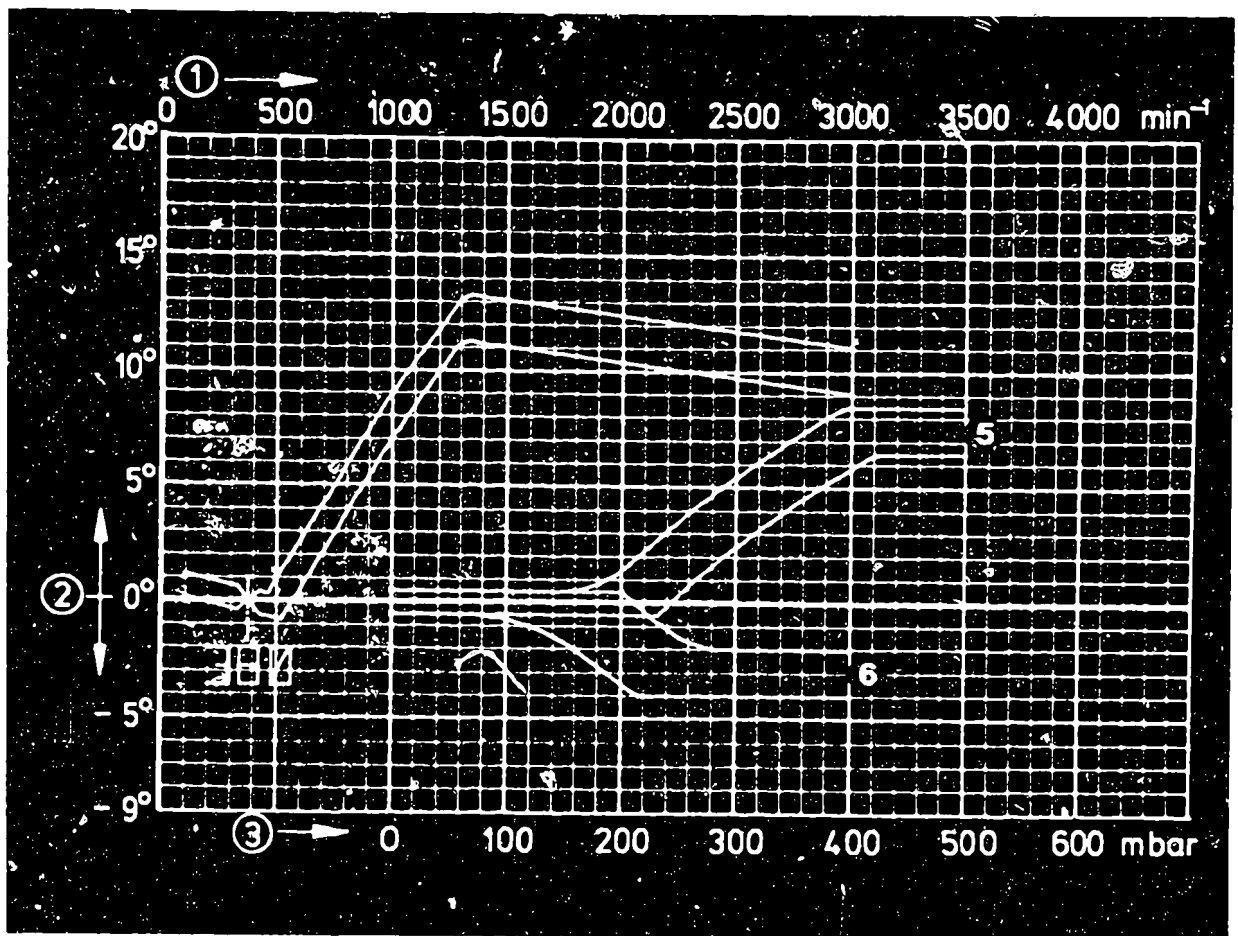
Repair and test instructions: W-237/502

**D4**

Test specifications

Ignition distributors 0 237 ..





0 237 007 001/..003

- 1 = Distributor-shaft speed
- 2 = Distributor-shaft advance
- 3 = Negative gauge pressure

- 5 = Negative gauge pressure (vacuum) advance
- 6 = Negative gauge pressure (vacuum) retard

Test adapter KDZV 7202

ZV-I

Resistance of magnetic-pulse generator

505...680  $\Omega$

Air gap min.

0.25 mm

Addition to tolerance range

$\pm 0.5^\circ$  dist.  
shaft

FD (date of manufacture)

728→

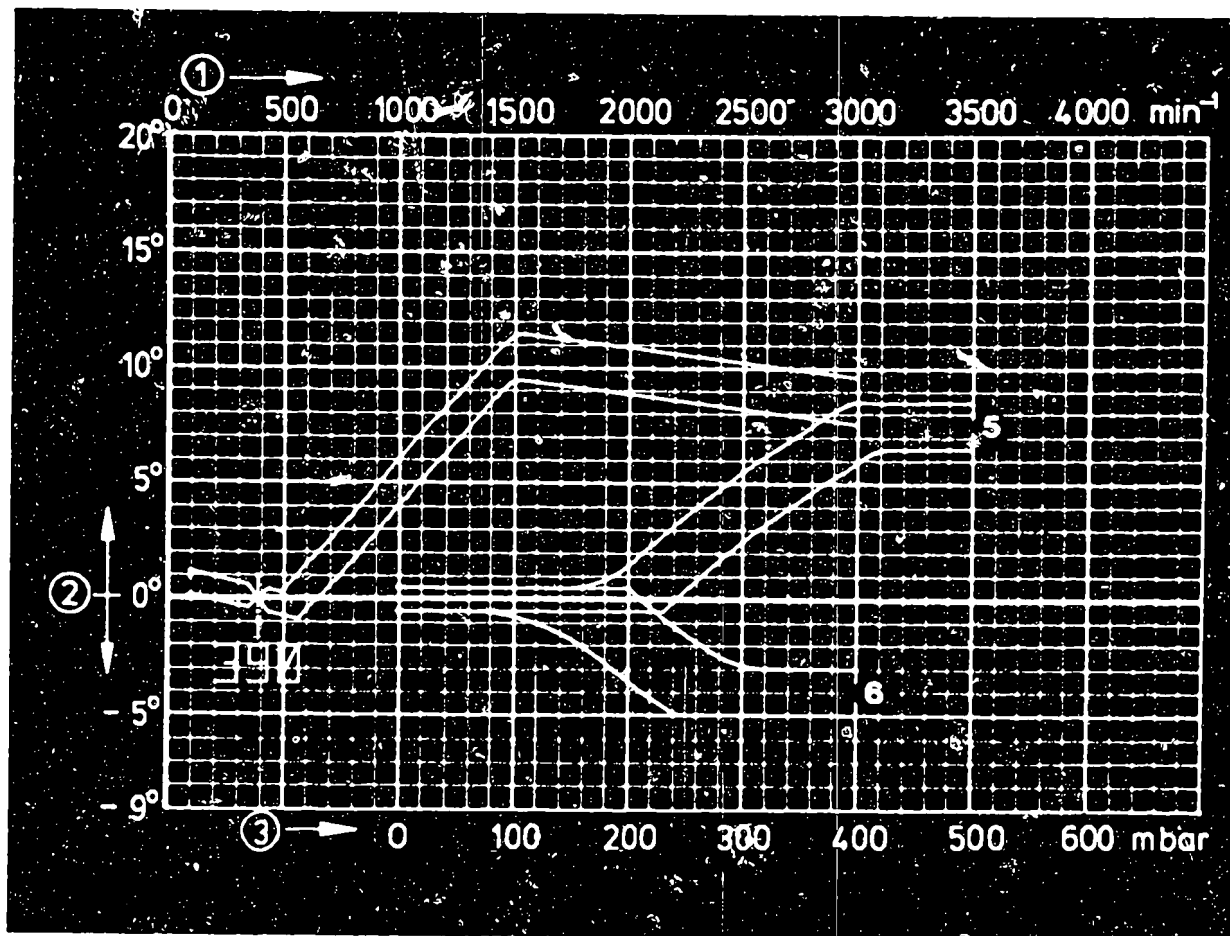
Repair and test instructions: W-237/ 502

**D5**

Test specifications

Ignition distributors 0 237..





0 237 007 002/..004

- 1 = Distributor-shaft speed
- 2 = Distributor-shaft advance
- 3 = Negative gauge pressure
- 5 = Negative gauge pressure (vacuum) advance
- 6 = Negative gauge pressure (vacuum) retard

Test adapter KDZV 7202

ZV-I

Resistance of magnetic-pulse generator

505...680  $\Omega$

Air gap min.

0.25 mm

Addition to tolerance range

$\pm 0.5^\circ$  dist.  
shaft

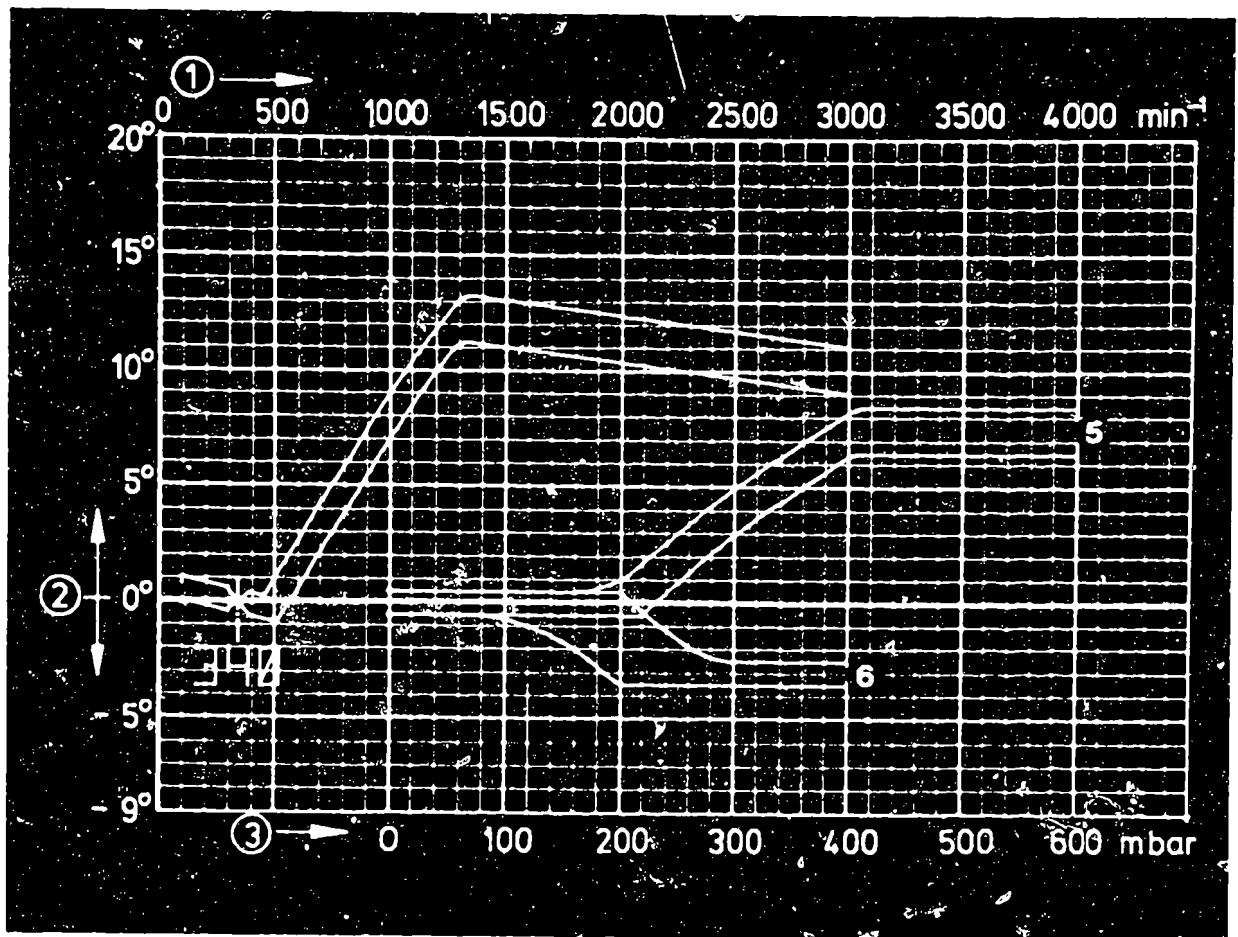
Repair and test instructions: W-237/502

**D6**

Test specifications

Ignition distributors 0 237..





0 237 007 005/..006

1 = Distributor-shaft speed

2 = Distributor-shaft advance

3 = Negative gauge pressure

5 = Negative gauge pressure (vacuum) advance

6 = Negative gauge pressure (vacuum) retard

Test adapter KDZV 7202

ZV-I

Resistance of magnetic-pulse generator

505...680 Ω

Air gap min.

0.25 mm

Addition to tolerance range

± 0.5° dist.  
shaft

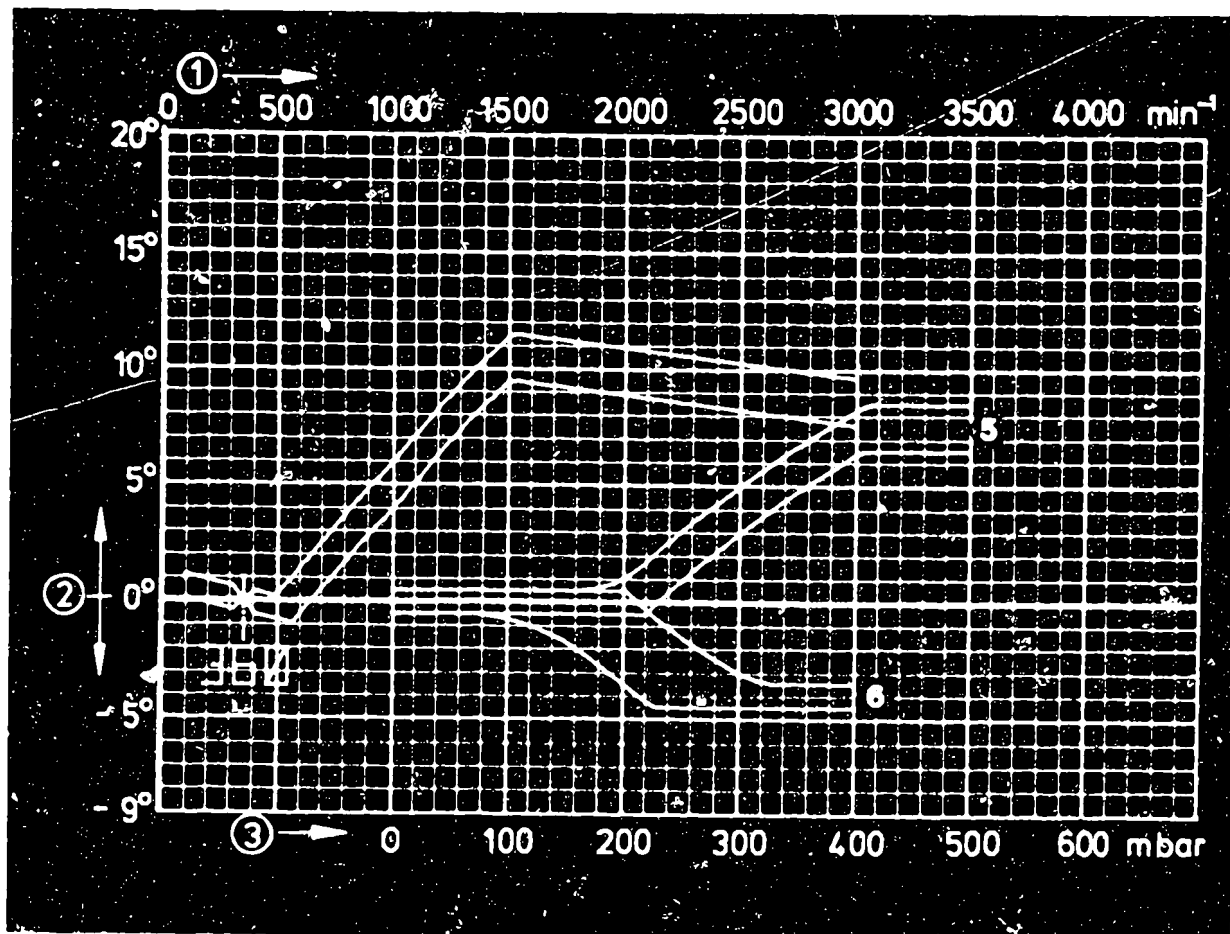
Repair and test instructions: W-237/502

**D7**

Test specifications

Ignition distributors 0 237..





0 237 007 007/..008

- 1 = Distributor-shaft speed
  - 2 = Distributor-shaft advance
  - 3 = Negative gauge pressure
  - 5 = Negative gauge pressure (vacuum) advance
  - 6 = Negative gauge pressure (vacuum) retard
- Test adapter KDZV 7202 ZV-I
- Resistance of magnetic-pulse generator 505...680 Ω
- Air gap min. 0.25 mm
- Addition to tolerance range 0.5° dist. shaft

Repair and test instructions: W-237/ 502

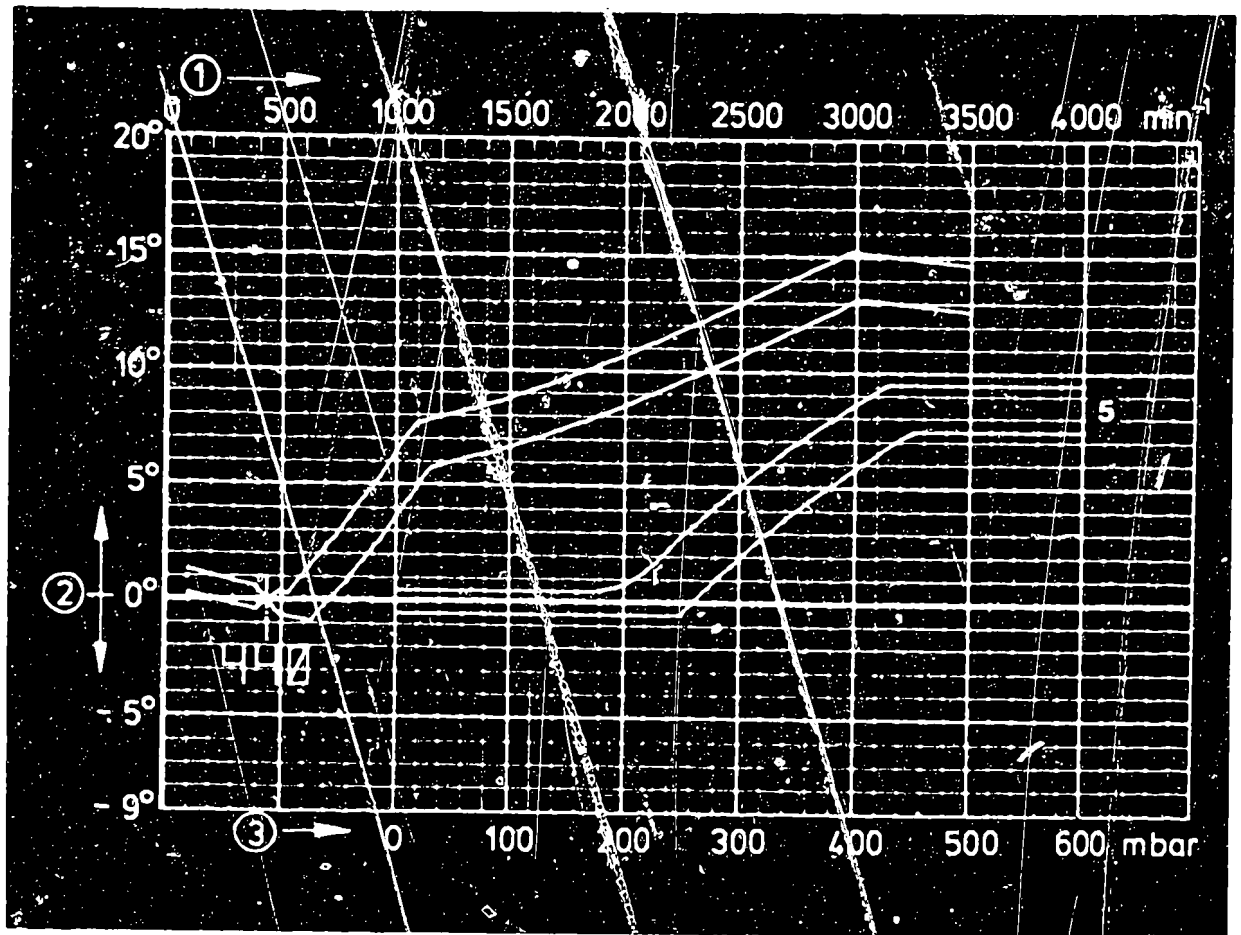
**D8**

Test specifications

Ignition distributors 0 237...







0 237 008 001/..002

1 = Distributor-shaft speed

2 = Distributor-shaft advance

3 = Negative gauge pressure

5 = Negative gauge pressure (vacuum) advance

Test adapter KDZV 7202

ZV-I

Resistance of magnetic-pulse generator

950...1300 Ω

Air gap min.

0.25 mm

Addition to tolerance range

0.5° dist.

Cut-out speed of limiter

shaft  
3280 to 3480  
min<sup>-1</sup>

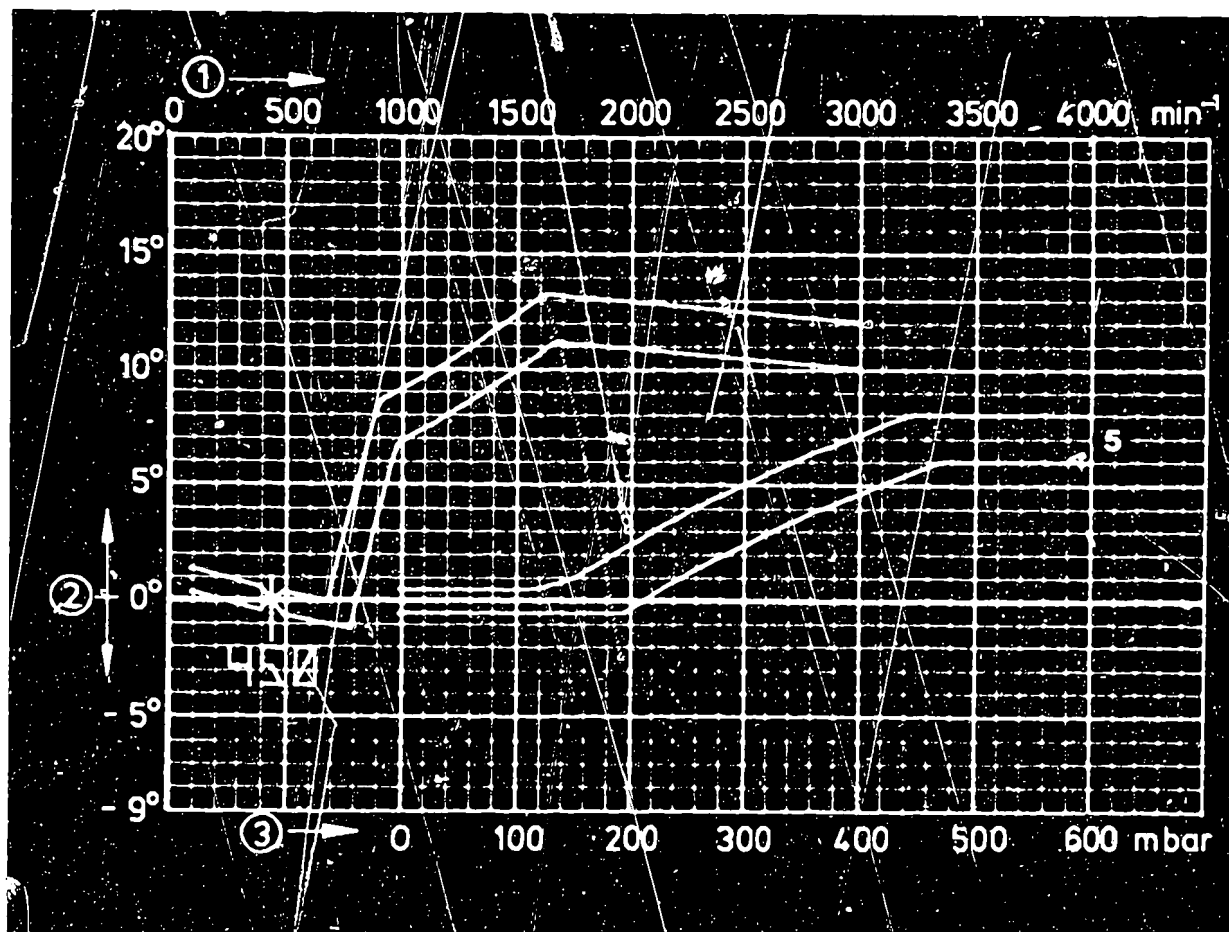
Repair and test instructions: W-237/502

**D9**

Test specifications

Ignition distributors 0 237..





0 237 009 003

1 = Distributor-shaft speed

2 = Distributor-shaft advance

3 = Negative gauge pressure

5 = Negative gauge pressure (vacuum) advance

Test adapter KDZV 7202

ZV-I

Resistance of magnetic-pulse generator

950...1300  $\Omega$

Air gap min.

0.25 mm

Addition to tolerance range

$\pm 0.5^\circ$  dist.  
shaft

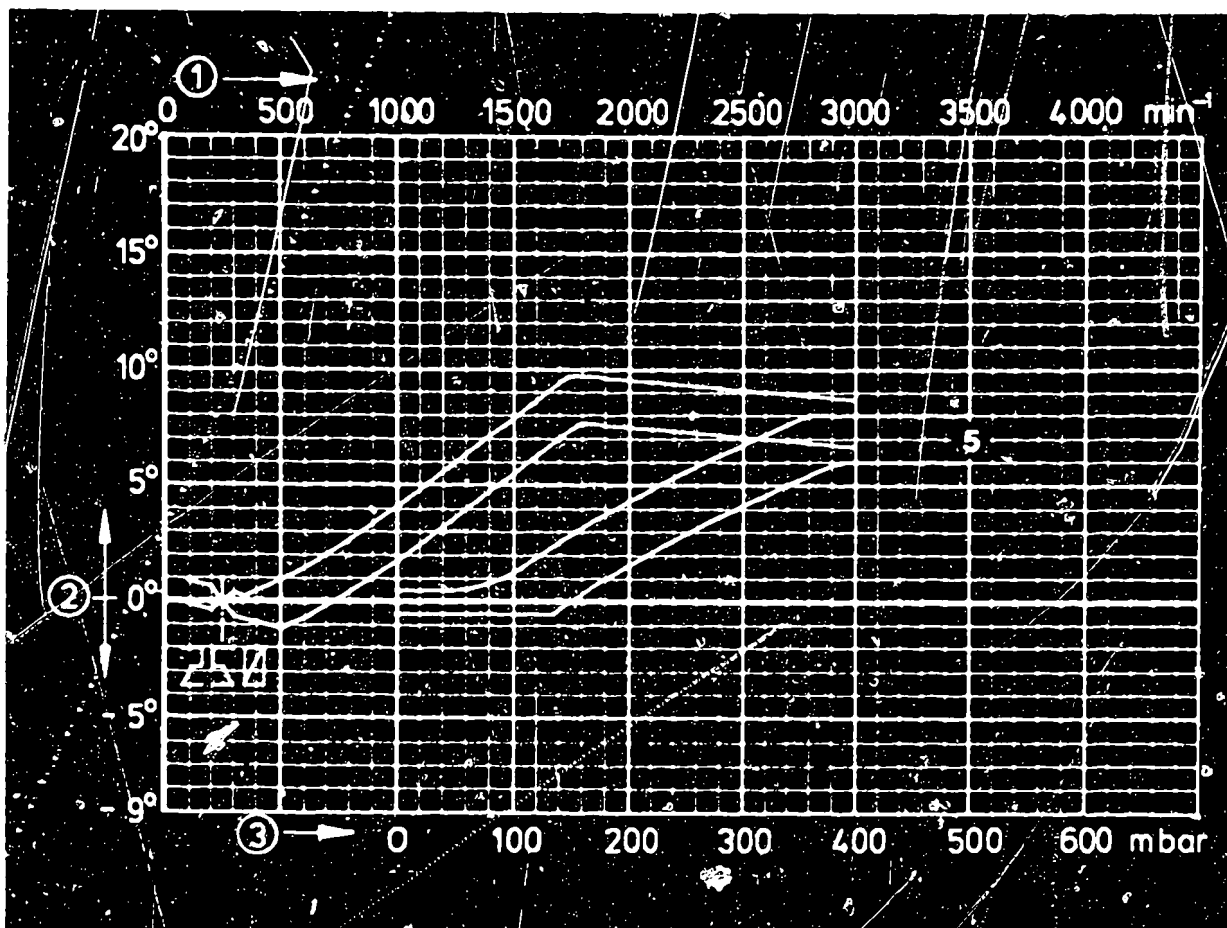
Repair and test instructions: W-237/502

**D10**

Test specifications

Ignition distributors 0 237..





0 237 009 004

1 = Distributor-shaft speed

2 = Distributor-shaft advance

3 = Negative gauge pressure

5 = Negative gauge pressure (vacuum) advance

Test adapter KDZV 7202

ZV-I

Resistance of magnetic-pulse generator

950...1300 Ω

Air gap min.

0.25 mm

Addition to tolerance range

+ 0.5° dist.  
shaft

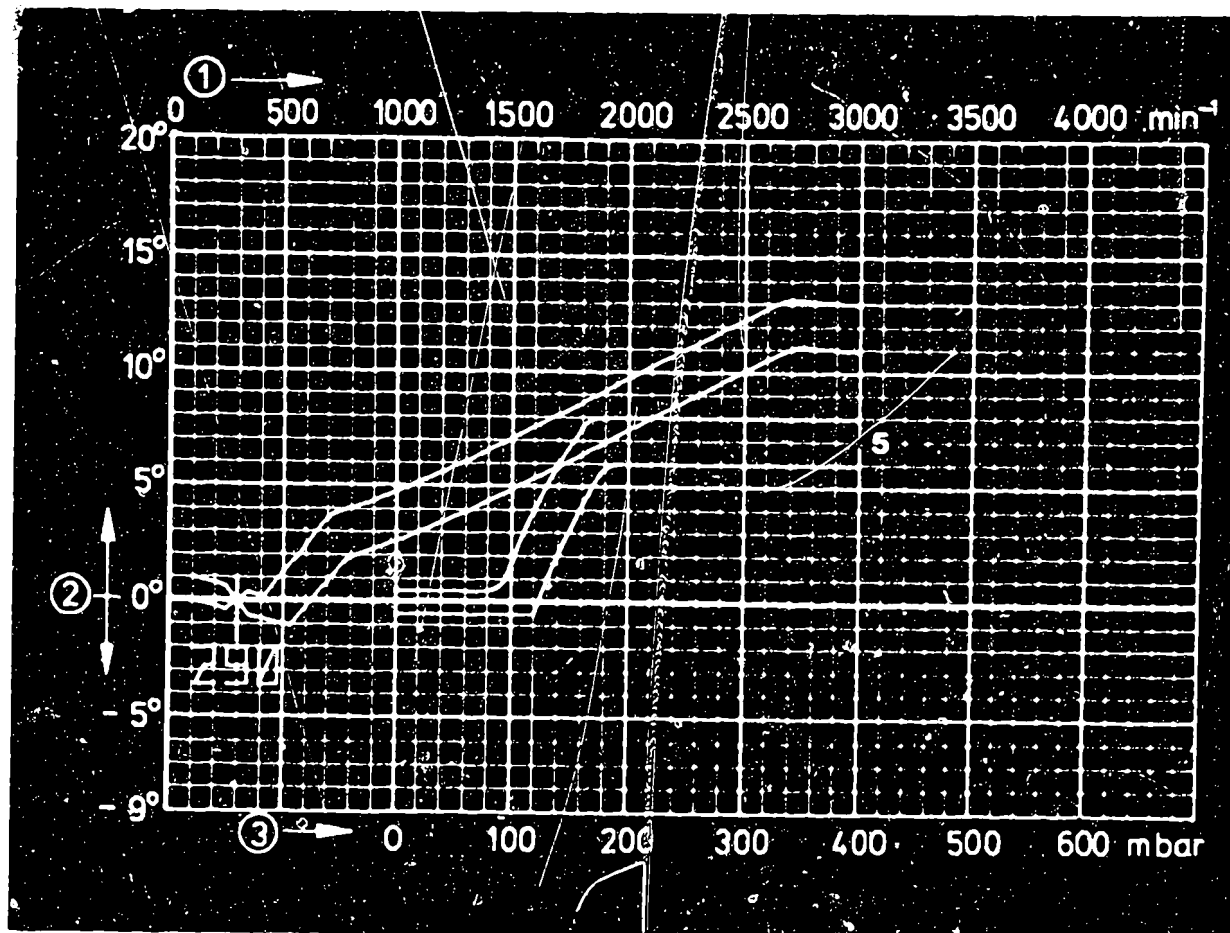
Repair and test instructions: W-237/502

**D11**

Test specifications

Ignition distributors 0 237 ..





0 237 009 007

1 = Distributor-shaft, speed  
 2 = Distributor-shaft advance  
 3 = Negative gauge pressure  
 5 = Negative gauge pressure (vacuum) advance  
 Test adapter KDZV 7202 ZV-I  
 Resistance of magnetic-pulse generator 950...1300 Ω  
 Air gap min. 0.25 mm  
 Addition to tolerance range ± 0.5° dist. shaft

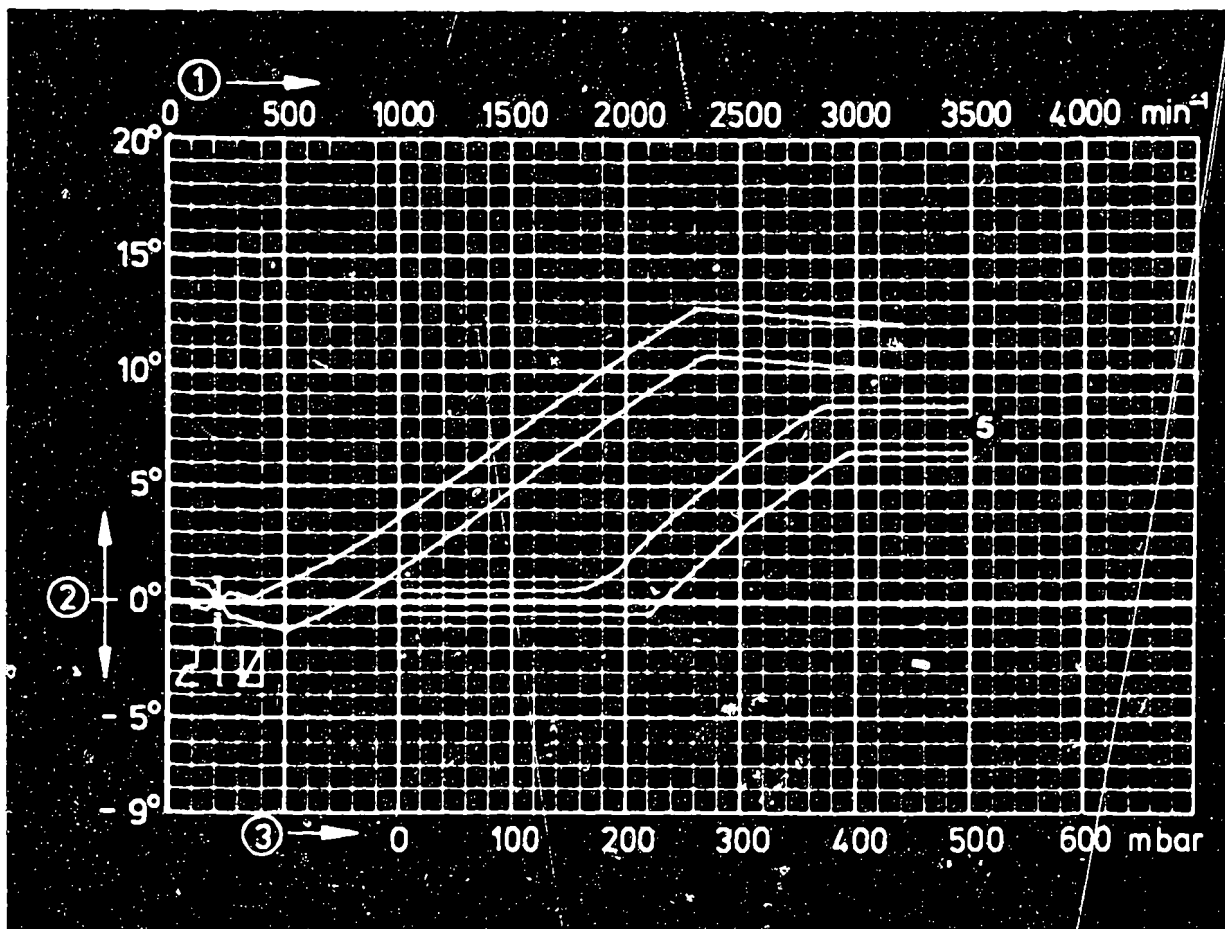
Repair and test instructions: W-237/502

**D 12**

Test specifications

Ignition distributors 0 237..





0 237 009 008

1 = Distributor-shaft speed

2 = Distributor-shaft advance

3 = Negative gauge pressure

5 = Negative gauge pressure (vacuum) advance

Test adapter KDZV 7202

ZV-I

Resistance of magnetic-pulse generator

950...1300  $\Omega$

Air gap min.

0.25 mm

Addition to tolerance range

$\pm 0.5^\circ$  dist.  
shaft

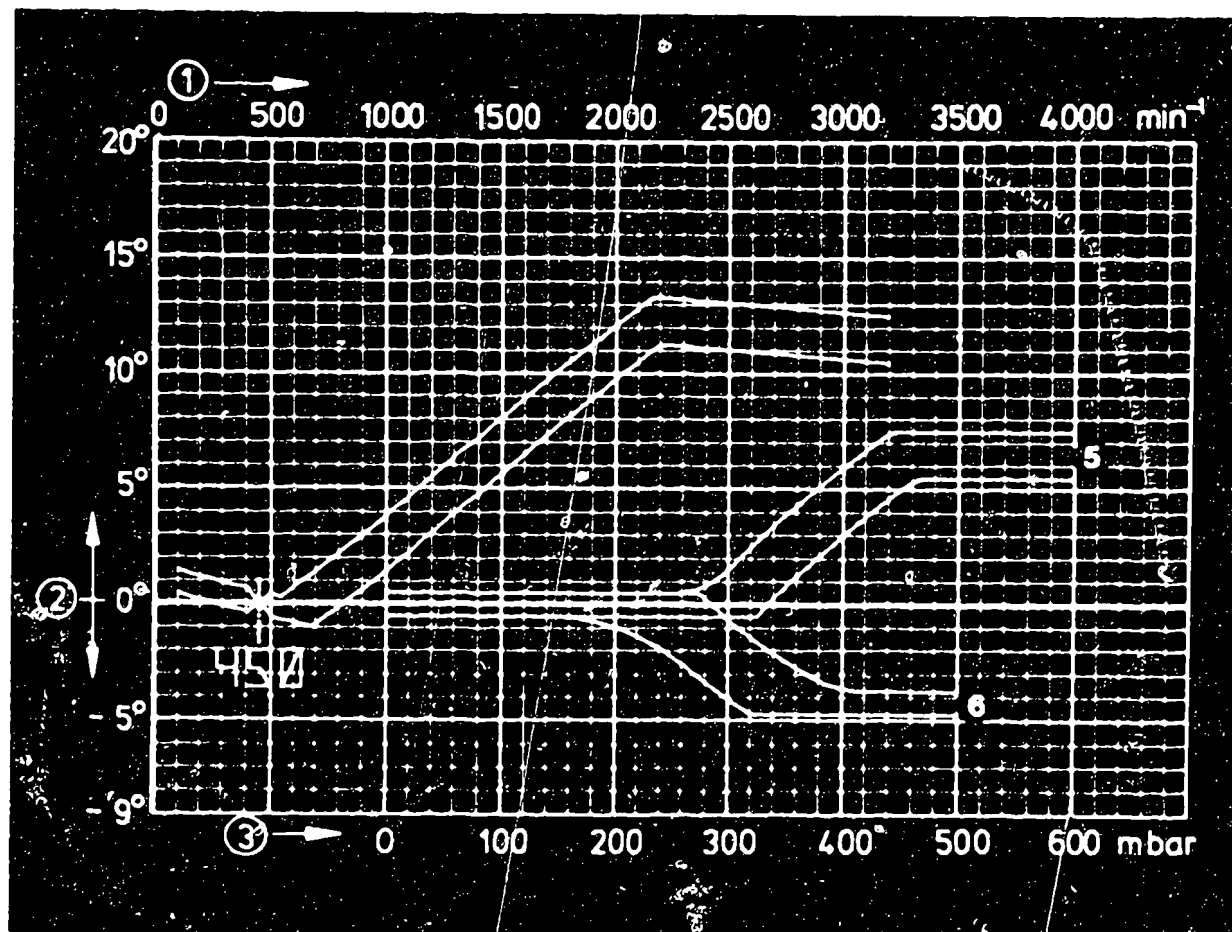
Repair and test specifications: W-237/502

**D 13**

Test specifications

Ignition distributors 0 237..





0 237 010 001/..002

- 1 = Distributor-shaft speed
- 2 = Distributor-shaft advance
- 3 = Negative gauge pressure
- 5 = Negative gauge pressure (vacuum) advance
- 6 = Negative gauge pressure (vacuum) retard

Test adapter KDZV 7202

ZV-I

Resistance of magnetic-pulse generator

950...1300  $\Omega$

Air gap min.

0.25 mm

Addition to tolerance range

+ 0.5° dist.  
shaft

Cut-out speed of limiter

3110 to 3300  
 $\text{min}^{-1}$

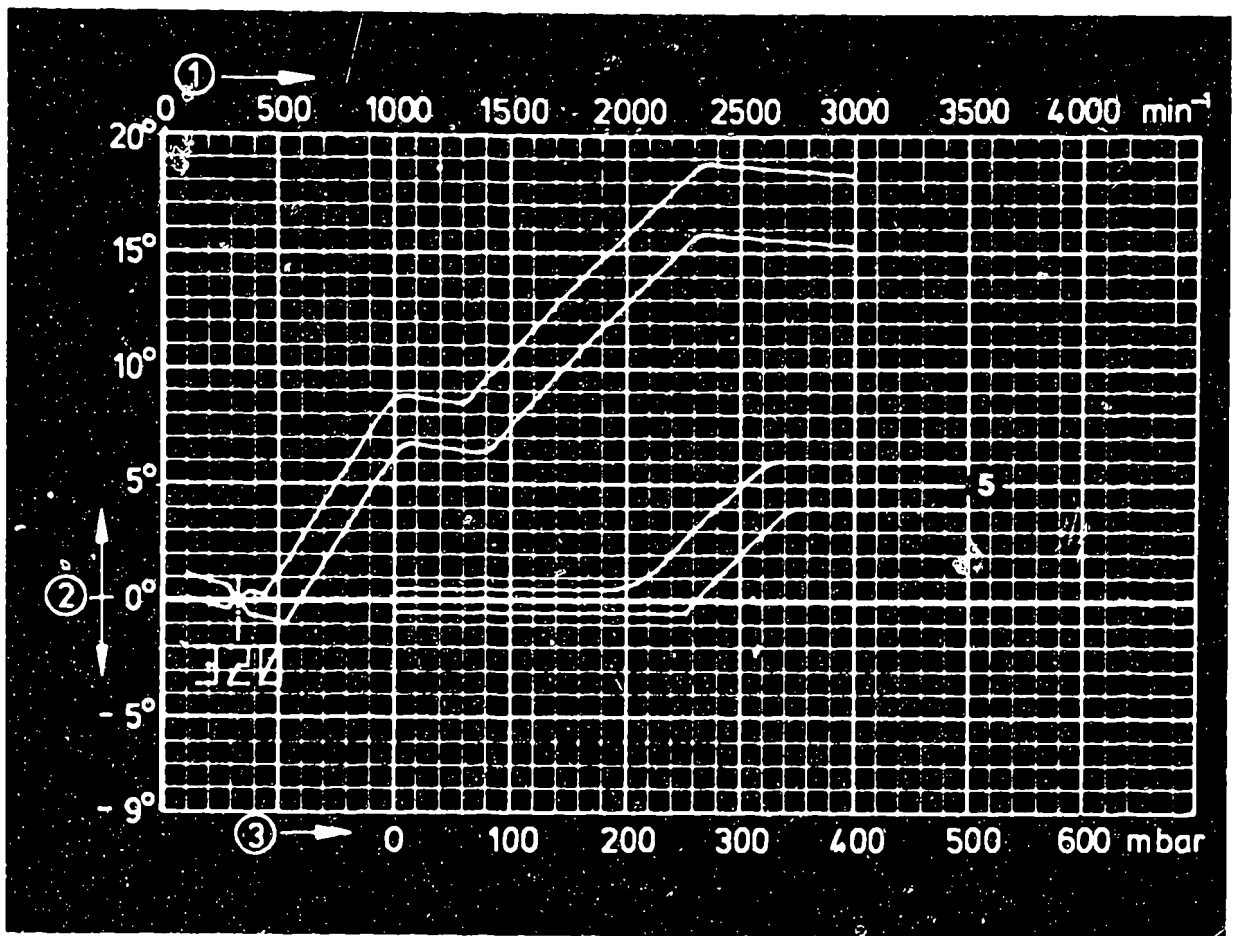
Repair and test instructions: W-237/502

**D14**

Test specifications

Ignition distributors 0 237..





0 237 010 003

1 = Distributor-shaft speed  
 2 = Distributor-shaft advance  
 3 = Negative gauge pressure  
 5 = Negative gauge pressure (vacuum) advance  
 Test adapter KDZV 7202 ZV-I  
 Resistance of magnetic-pulse generator 950...1300 Ω  
 Air gap min. 0.25 mm  
 Addition to tolerance range ± 0.5° dist. shaft  
 Cut-out speed of limiter 2940 to 3120 min<sup>-1</sup>

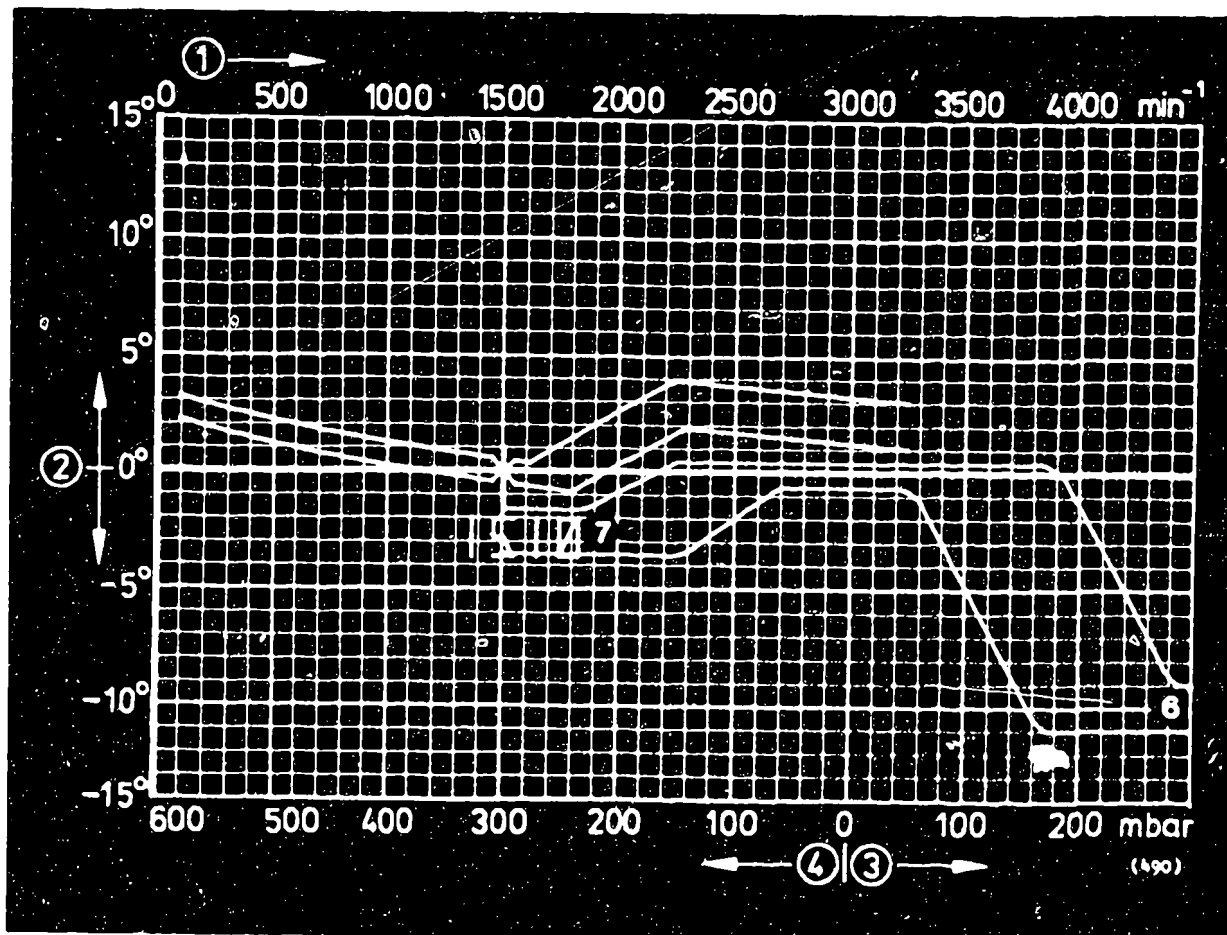
Repair and test instructions: W-237/502

**D 15**

Test specifications

Ignition distributors 0 237..





0 237 011 001

- 1 = Distributor-shaft speed
- 2 = Distributor-shaft advance
- 3 = Negative gauge pressure
- 4 = Gauge pressure
- 6 = Negative gauge pressure (vacuum) retard
- 7 = Gauge pressure (retard)

Test adapter KDZV 7202

Resistance of magnetic-pulse generator

Air gap min.

Addition to tolerance range

Cut-out speed of limiter

ZV-I

505...680  $\Omega$

0.25 mm

$\pm 0.5^\circ$  dist.

shaft shaft

3230 to 3430  $\text{min}^{-1}$

Repair and test instructions: W-237/502

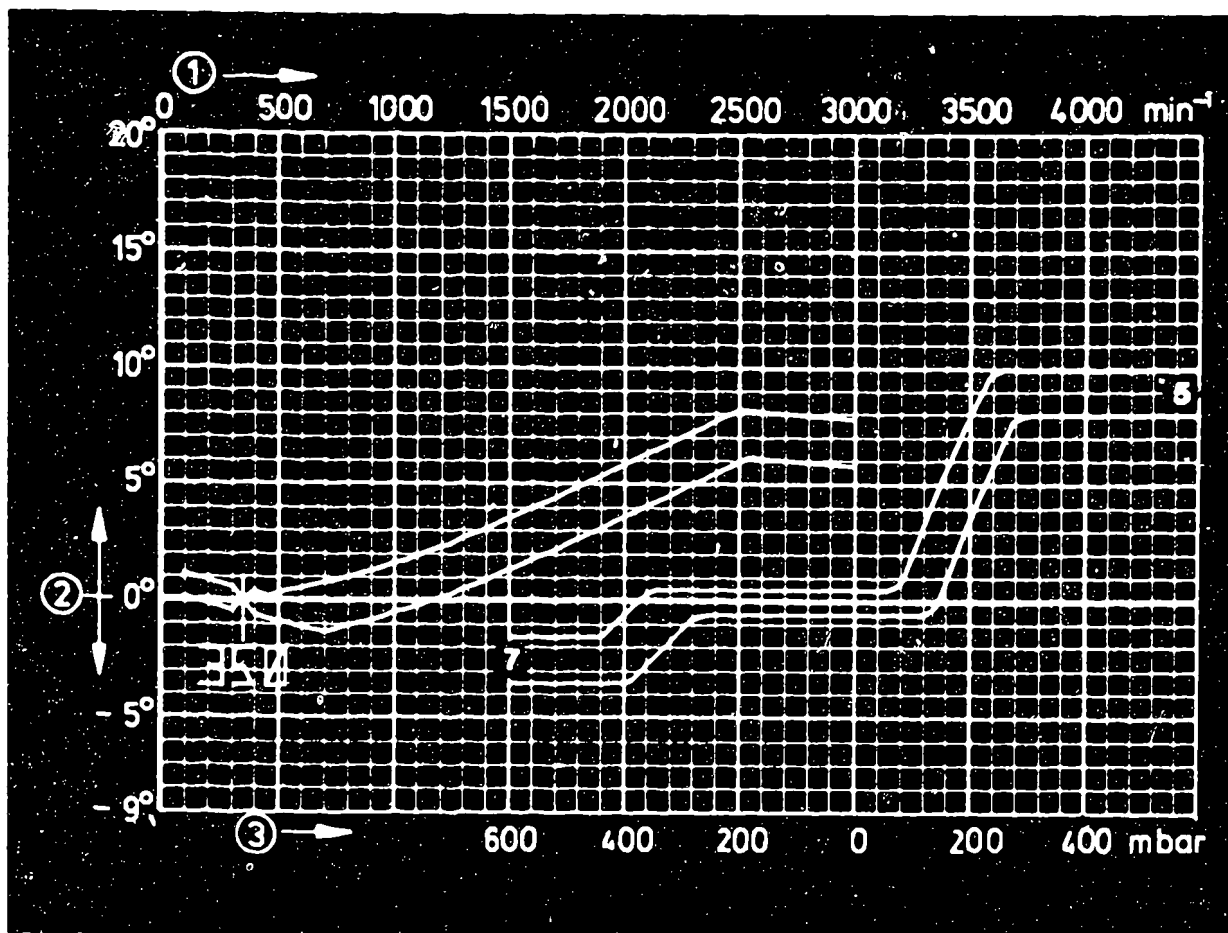
**D16**

Test specifications

Ignition distributors 0 237 ..







0 237 011 002

- 1 = Distributor-shaft speed
- 2 = Distributor-shaft advance
- 3 = Negative gauge pressure
- 5 = Negative gauge pressure (vacuum) advance
- 7 = Gauge pressure (retard)

Test adapter KDZV 7202

ZV-I

Resistance of magnetic-pulse generator

950...1300 Ω

Air gap min.

0.25 mm

Addition to tolerance range

± 0.5° dist.  
shaft

Cut-out speed of limiter

2940 to 3120  
min<sup>-1</sup>

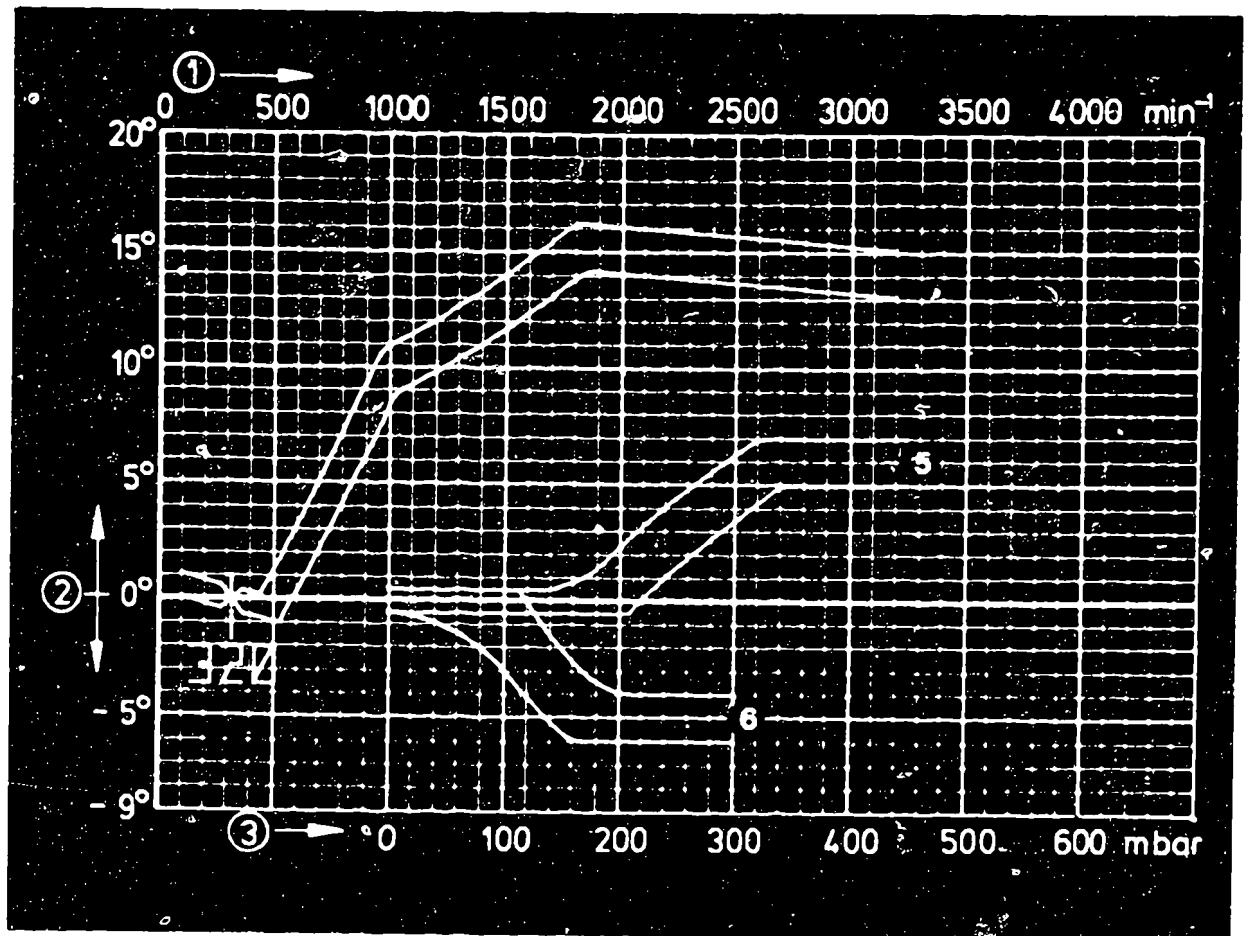
Repair and test instructions: W-237/502

**D17**

Test specifications

Ignition distributors 0 237..





0 237 011 003

- 1 = Distributor-shaft speed
- 2 = Distributor-shaft advance
- 3 = Negative gauge pressure
- 5 = Negative gauge pressure (vacuum) advance
- 6 = Negative gauge pressure (vacuum) retard

Test adapter KDZV 7202	ZV-I
Resistance of magnetic-pulse generator	950...1300 $\Omega$
Air gap min.	0.25 mm
Addition to tolerance range	$\pm 0.5^\circ$ dist. shaft
Cut-out speed limiter	3230 to 3430 $\text{min}^{-1}$

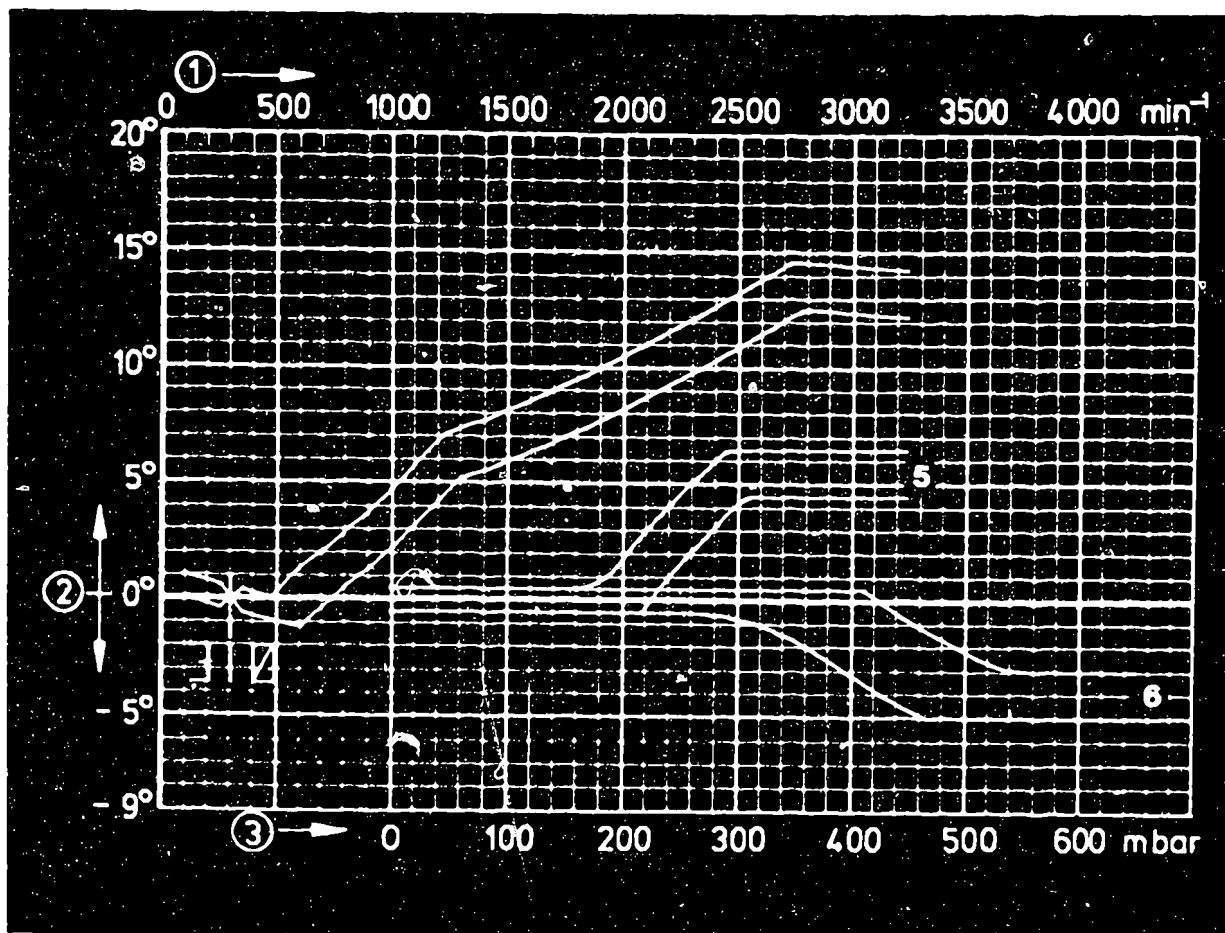
Repair and test instructions: W-237/502

**D 18**

Test specifications

Ignition distributors 0 237 ...





0 237 011 004

1 = Distributor-shaft speed

2 = Distributor-shaft advance

3 = Negative gauge pressure

5 = Negative gauge pressure (vacuum) advance

6 = Negative gauge pressure (vacuum) retard

Test adapter KDZV 7202

ZV-I

Resistance of magnetic-pulse generator

950...1300  $\Omega$

Air gap min.

0.25 mm

Addition to tolerance range

+ 0.5° dist.

shaft

Cut-out speed of limiter

3230 to 3430

$\text{min}^{-1}$

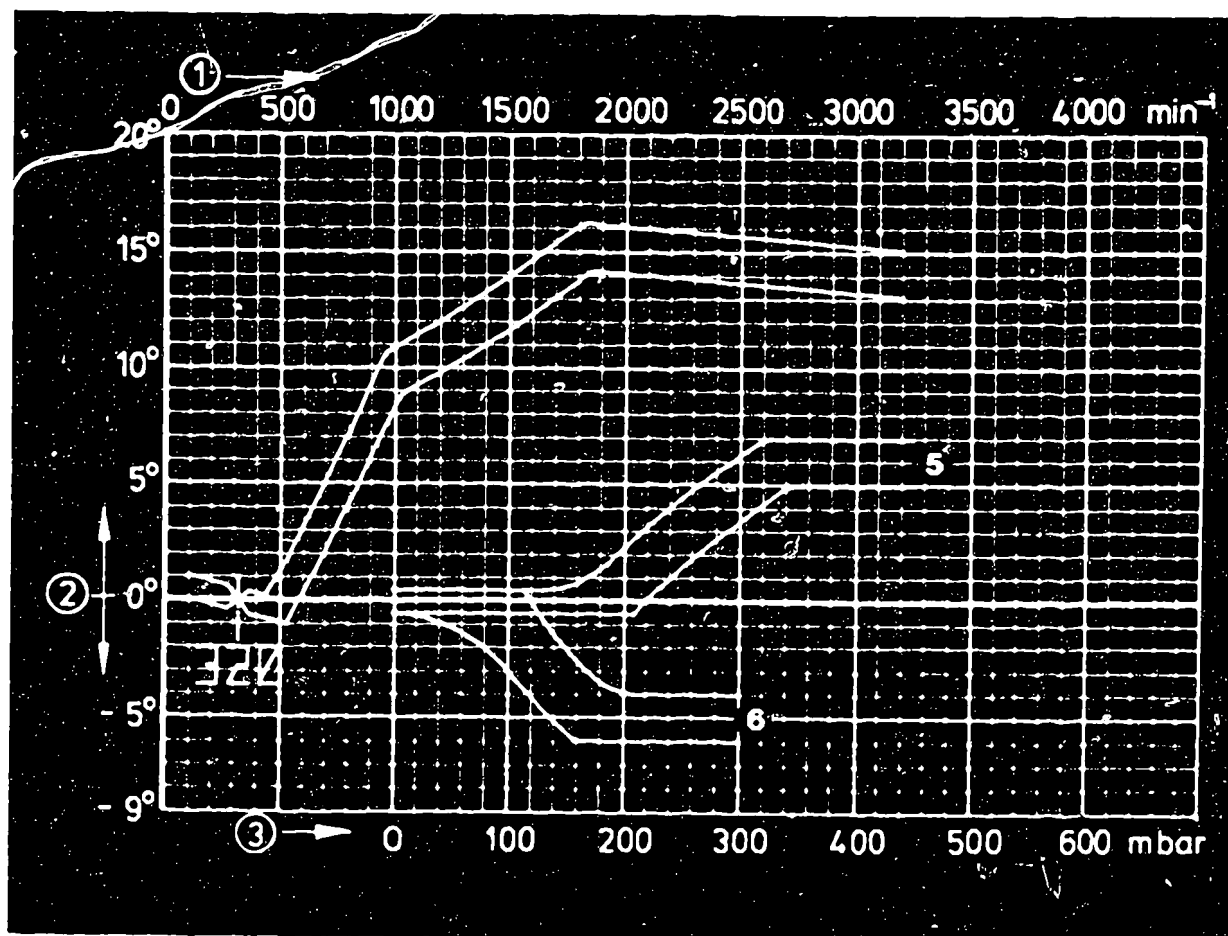
Repair and test instructions: W-237/502

**D 19**

Test specifications

Ignition distributors 0 237 ..





0 237 011 005

- 1 = Distributor-shaft speed
- 2 = Distributor-shaft advance
- 3 = Negative gauge pressure
- 5 = Negative gauge pressure (vacuum) advance
- 6 = Negative gauge pressure (vacuum) retard

Test adapter KDZV 7202

ZV-I

Resistance of magnetic-pulse generator

950...1300 Ω

Air gap min.

0.25 mm

Addition to tolerance range

+ 0.5° dist.  
- shaft

Cut-out speed of limiter

3230 to 3430  
min⁻¹

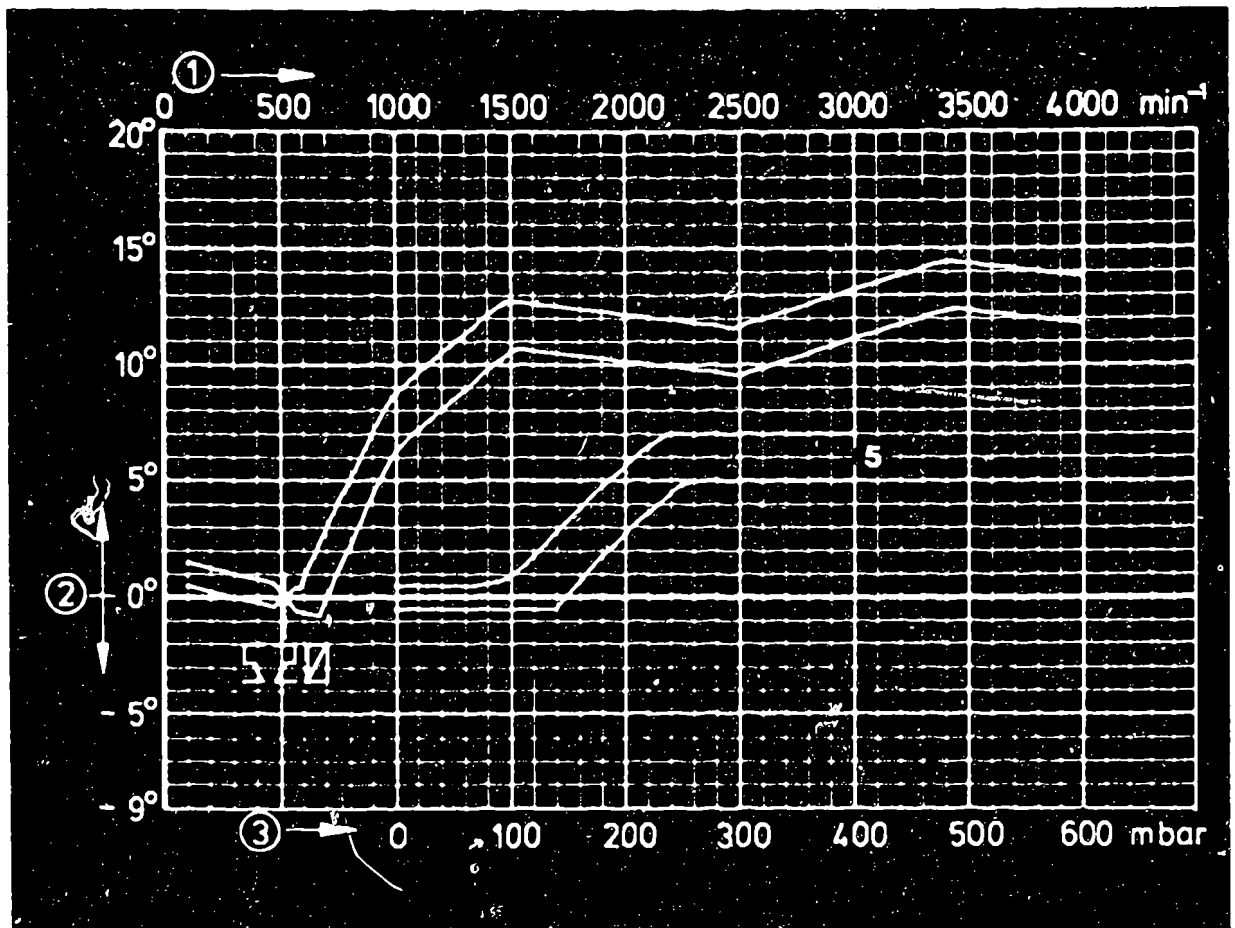
Repair and test specifications: W-237/502

**D20**

Test specifications

Ignition distributors 0 237 ..





0 237 012 001/..002

1 = Distributor-shaft speed

2 = Distributor-shaft advance

3 = Negative gauge pressure

5 = Negative gauge pressure (vacuum) advance

Test adapter KDZV 7202

ZV-I

Resistance of magnetic-pulse generator

950...1300 Ω

Air gap min.

0.25 mm

Addition to tolerance range

± 0.5° dist.  
shaft

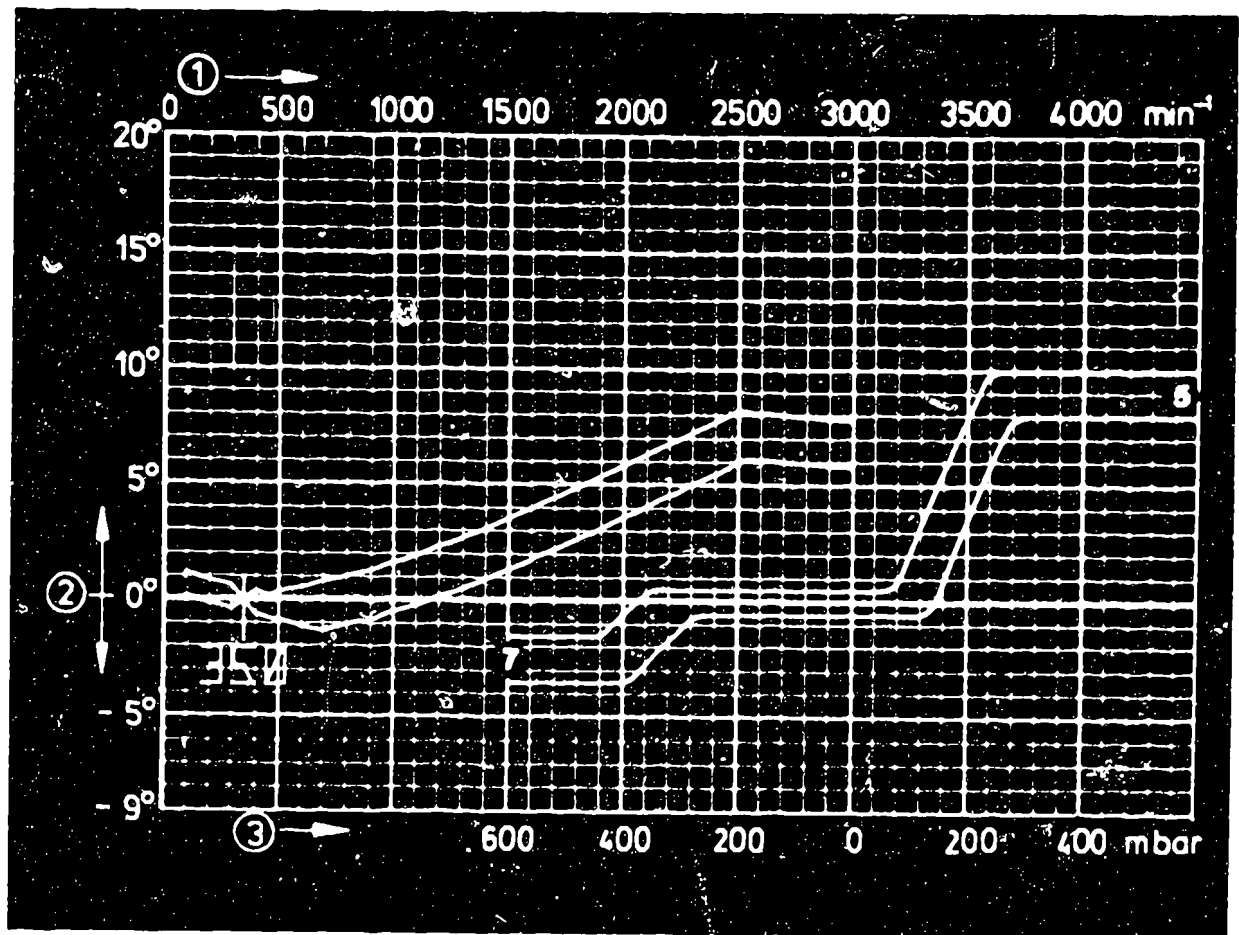
Repair and test instructions: W-237/502

**D21**

Test specifications

Ignition distributors 0 237..





0 237 013 001

1 = Distributor-shaft speed

2 = Distributor-shaft advance

3 = Negative gauge pressure

5 = Negative gauge pressure (vacuum) advance

7 = Gauge pressure (retard)

Test adapter KDZV 7202

Resistance of magnetic-pulse generator

Air gap min.

Addition to tolerance range

ZV-I

950...1300  $\Omega$

0.25 mm

+ 0.5 dist.  
shaft

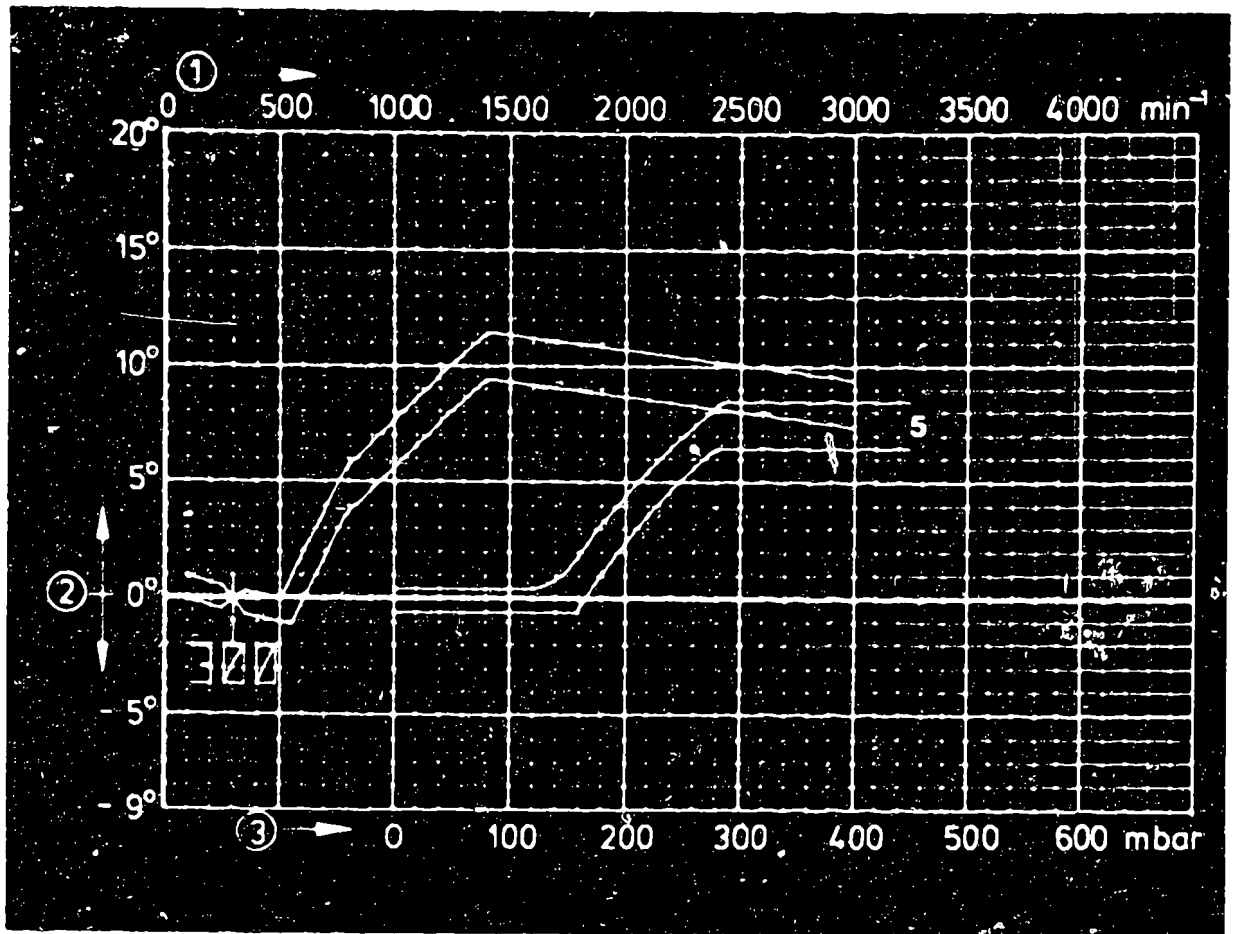
Repair and test instructions: W-237/502

**D 22**

Test specifications

Ignition distributors 0 237 ..





0 237 016 001/..002

- 1 = Distributor-shaft speed
- 2 = Distributor-shaft advance
- 3 = Negative gauge pressure
- 5 = Negative gauge pressure (vacuum) advance
- Test adapter KDZV 7202 ZV-I
- Resistance of magnetic-pulse generator 505...680 Ω
- Air gap min. 0.25 mm
- Addition to tolerance range ± 0.5° dist. shaft

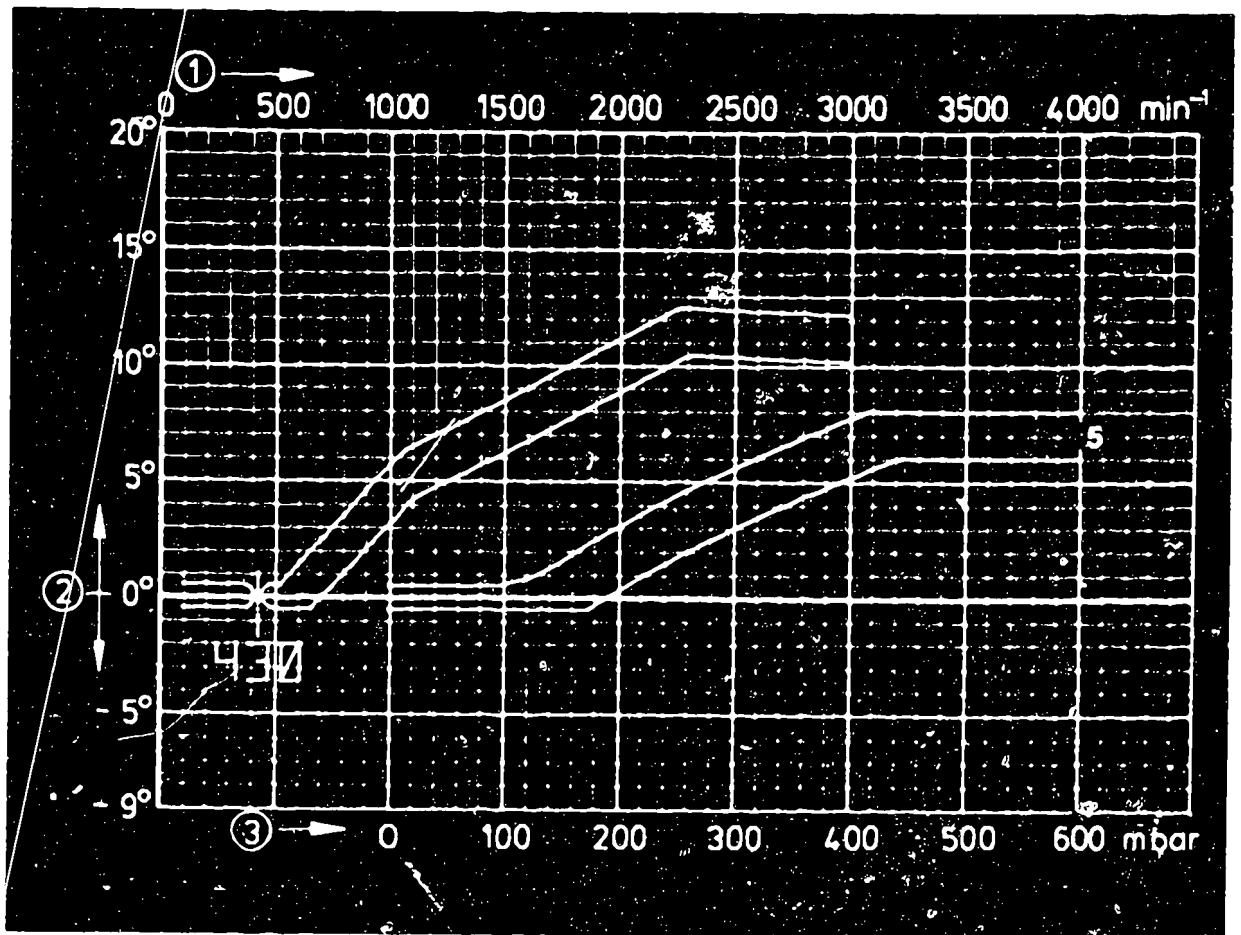
Repair and test instructions: W-237/ 502

**D23**

Test specifications

Ignition distributor 0 237..





0 237 020 001

- 1 = Distributor-shaft speed
- 2 = Distributor-shaft advance
- 3 = Negative gauge pressure (vacuum)
- 5 = Negative gauge pressure (vacuum) advance
- Test adapter KDZV 7202
- Addition to tolerance range
- ZV-H
- + 0.5° dist. shaft

Repair and test instructions. W-237/500

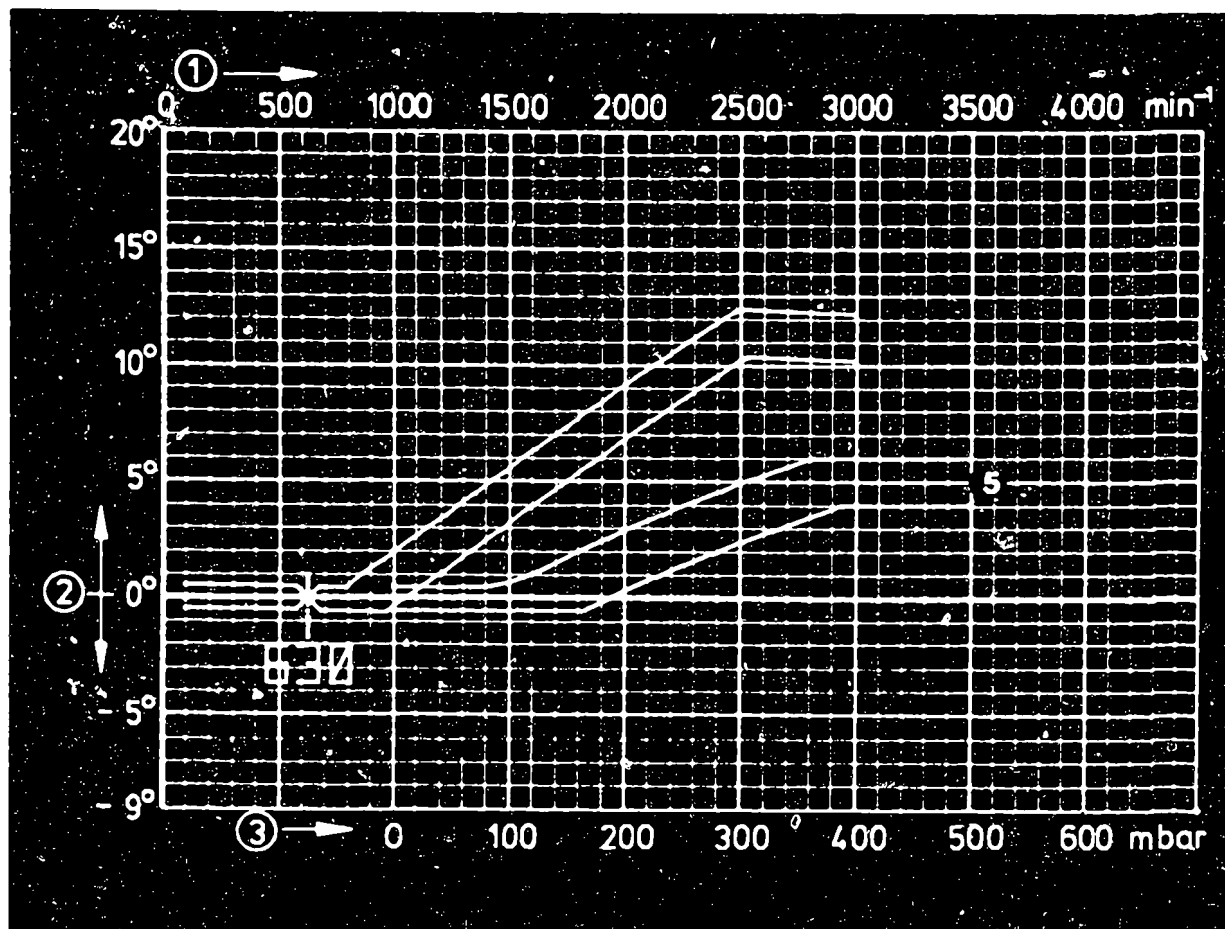
**D24**

Test specifications

Ignition distributors 0 237..







0 237 020 002

1 = Distributor-shaft speed

2 = Distributor-shaft advance

3 = Negative gauge pressure (vacuum)

5 = Negative gauge pressure (vacuum) advance

Test adapter KDZV 7202

ZV-H

Addition to tolerance range

$\pm 0.5^\circ$  dist.  
shaft

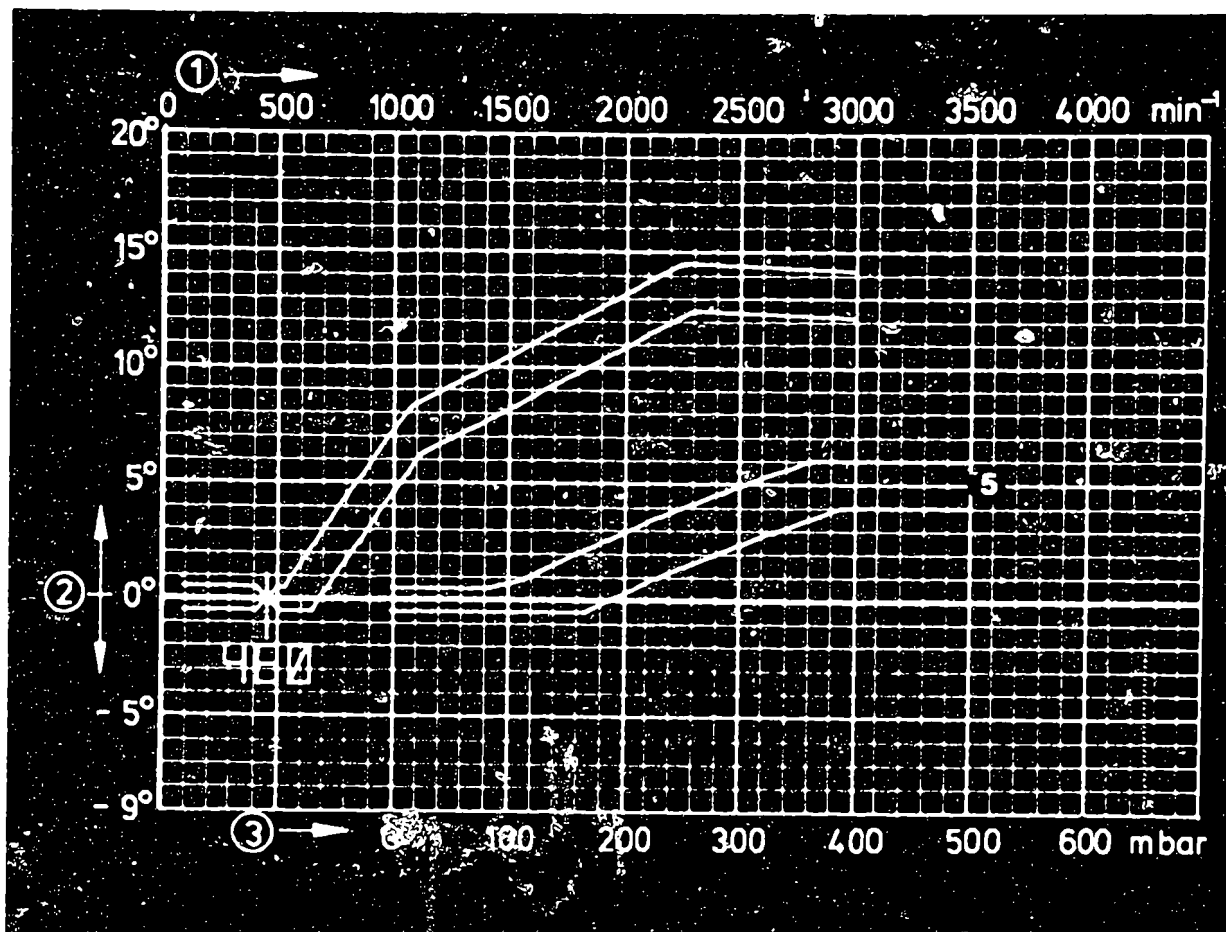
Repair and test instructions: W-237/500

**E1**

Test specifications

Ignition distributors 0 237..





0 237 020 003

- 1 = Distributor-shaft speed
  - 2 = Distributor-shaft advance
  - 3 = Negative gauge pressure (vacuum)
  - 5 = Negative gauge pressure (vacuum) advance
  - Test adapter KDZV 7202
  - Addition to tolerance range
- ZV-H  
± 0.5° dist.  
shaft

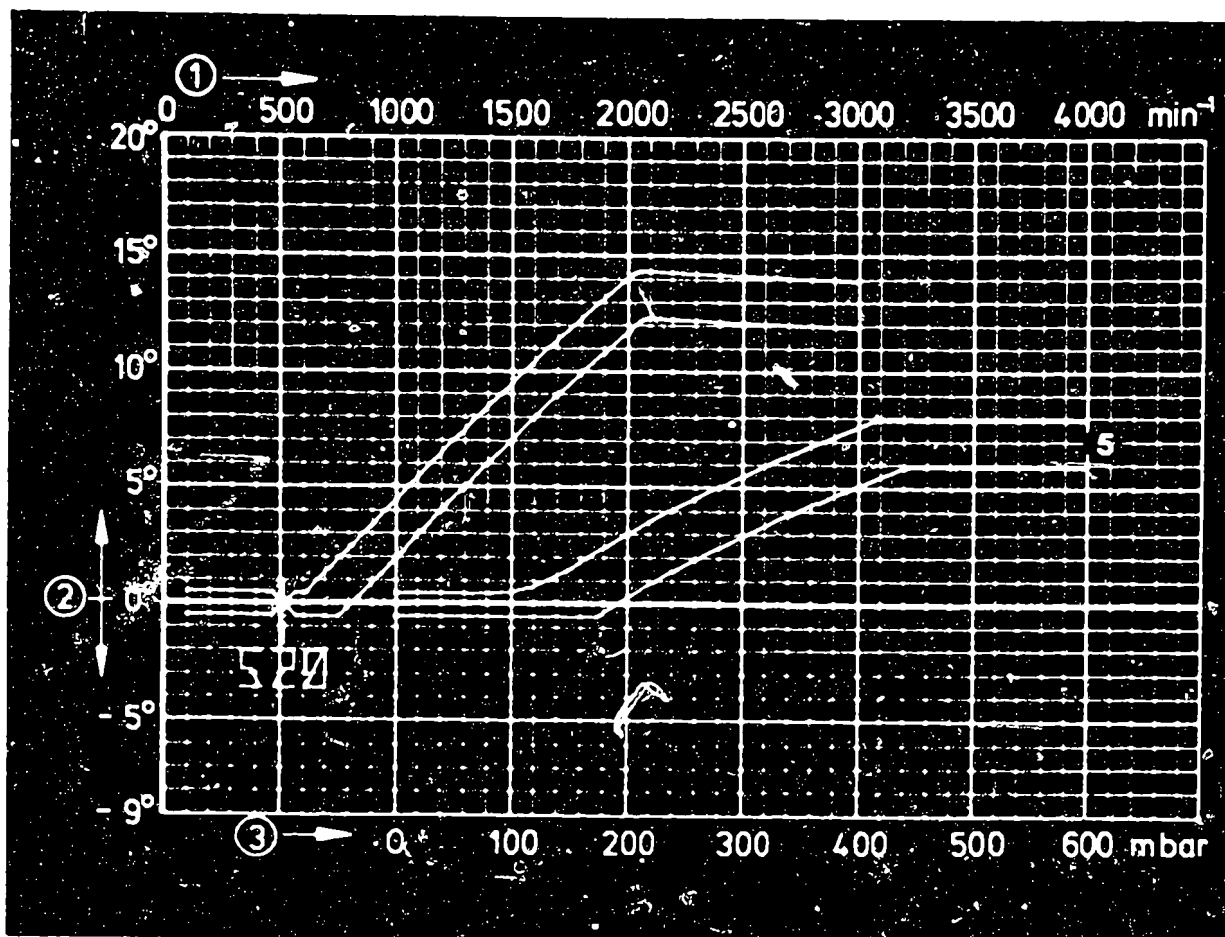
Repair and test instructions: W-237/500

**E2**

Test specifications

Ignition distributors 0 237..





0 237 020 004

- 1 = Distributor-shaft speed
  - 2 = Distributor-shaft advance
  - 3 = Negative gauge pressure (vacuum)
  - 5 = Negative gauge pressure (vacuum) advance
  - Test adapter KÖZV 7202
  - Addition to tolerance range
- ZV-H  
 $\pm 0.5^\circ$  dist.  
 shaft

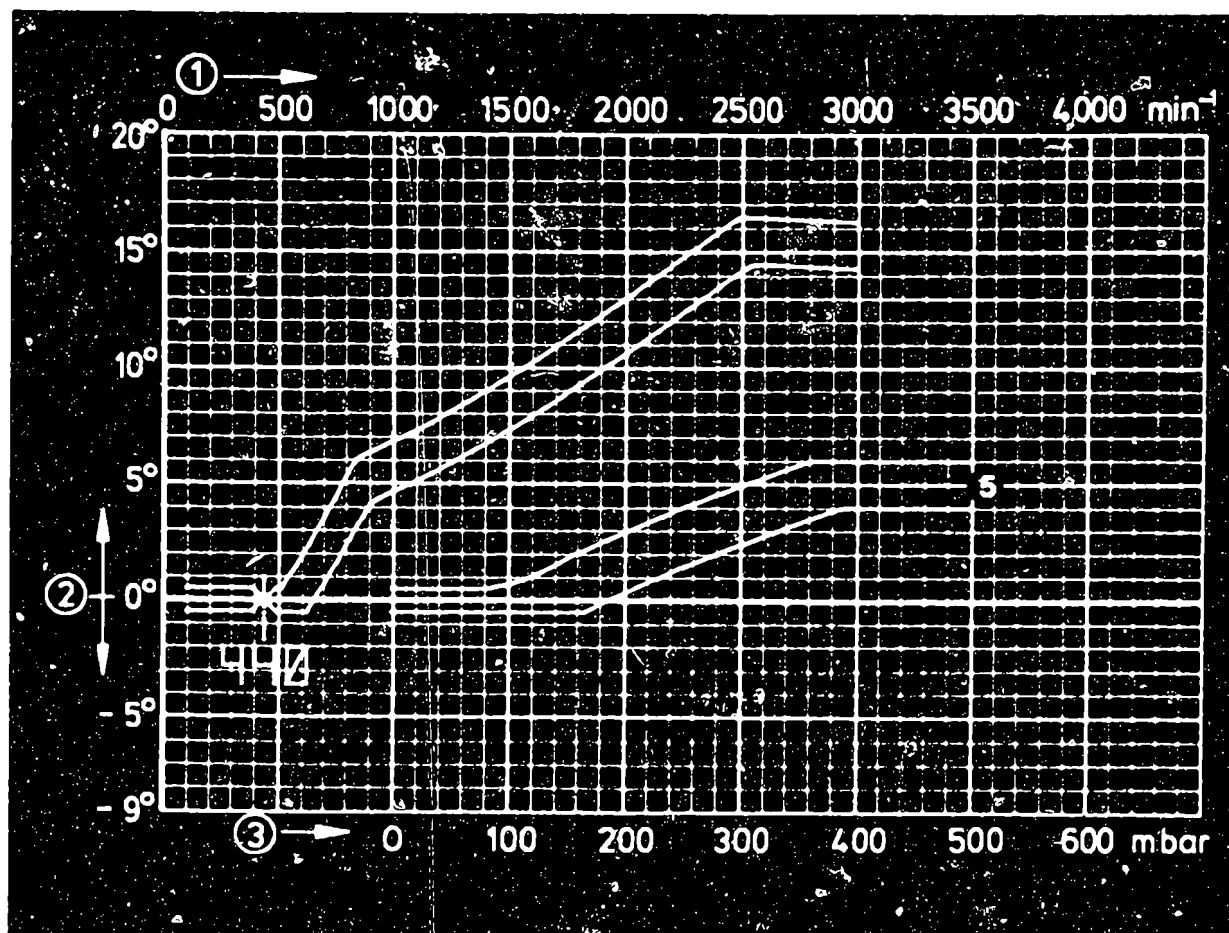
Repair and test instructions: W-237/500

**E3**

Test specifications

Ignition distributor 0 237..





0 237 020 005

1 = Distributor-shaft speed

2 = Distributor-shaft advance

3 = Negative gauge pressure (vacuum)

5 = Negative gauge pressure (vacuum) advance

Test adapter KDZV 7202

ZV-H

Addition to tolerance range

0.5° dist.  
shaft

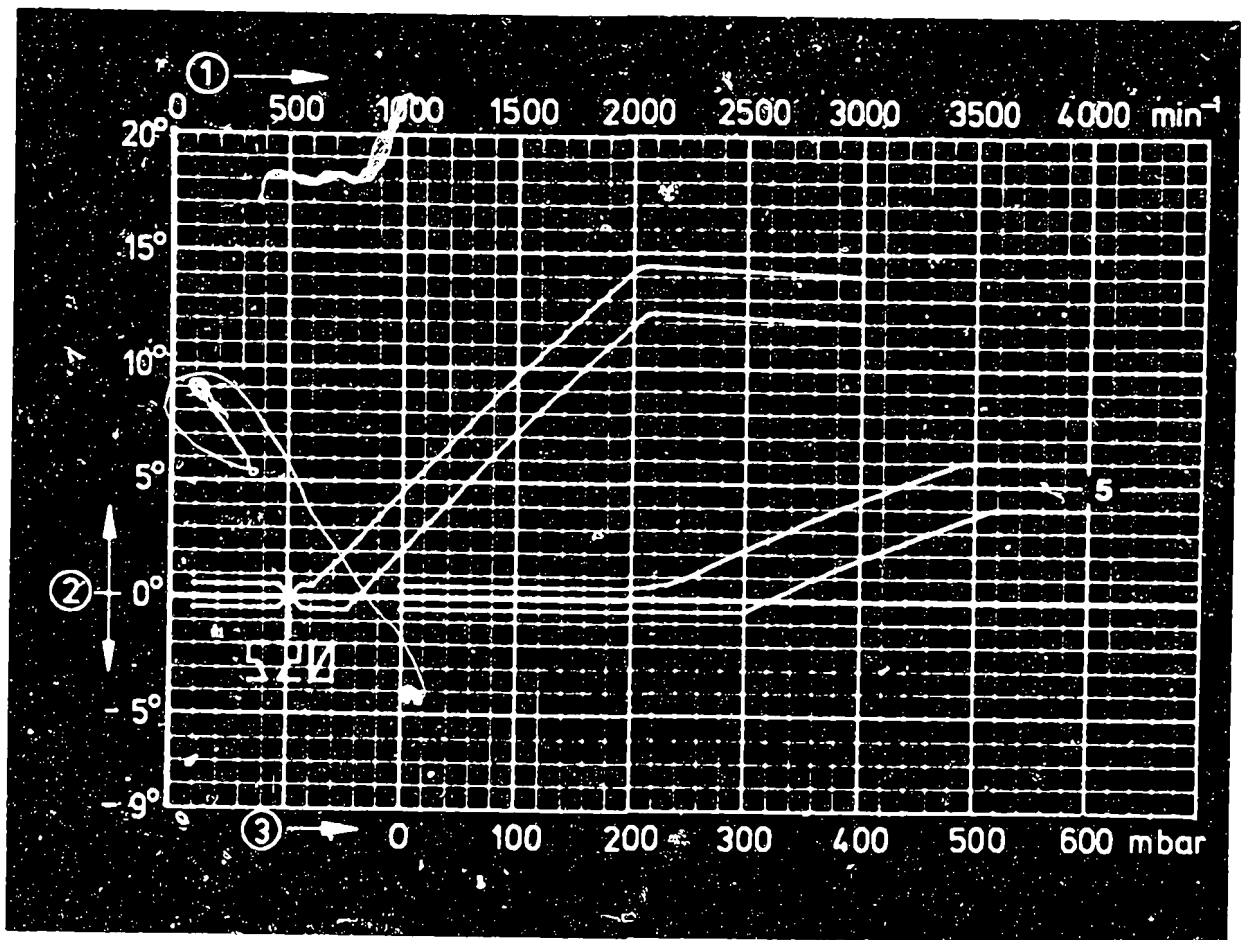
Repair and test instructions: W-237/500

**E4**

Test specifications

Ignition distributors 0 237..





0 237 020 006

1 = Distributor-shaft speed

2 = Distributor-shaft advance

3 = Negative gauge pressure (vacuum)

5 = Negative gauge pressure (vacuum) advance

Test adapter KDZV 7202

ZV-H

Addition to tolerance range

$\pm 0.5^\circ$  dist.  
shaft

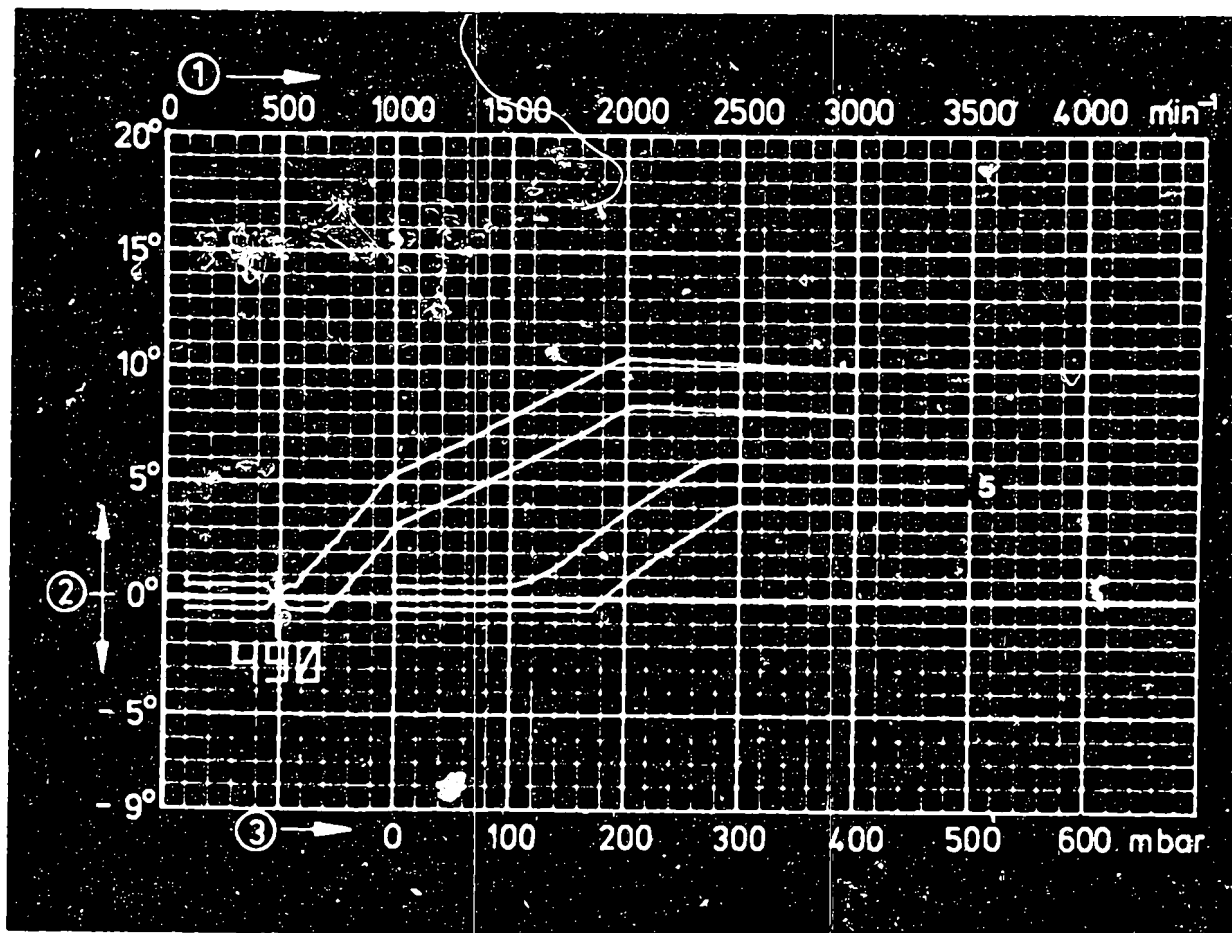
Repair and test instructions: W-237/500

**E5**

Test specifications

Ignition distributors 0 237...





0 237 020 007

1 = Distributor-shaft speed  
 2 = Distributor-shaft advance  
 3 = Negative gauge pressure (vacuum)  
 5 = Negative gauge pressure (vacuum) advance  
 Test adapter KDZV 7202 ZV-H  
 Addition to tolerance range  $\pm 0.5^\circ$  dist.  
 shaft

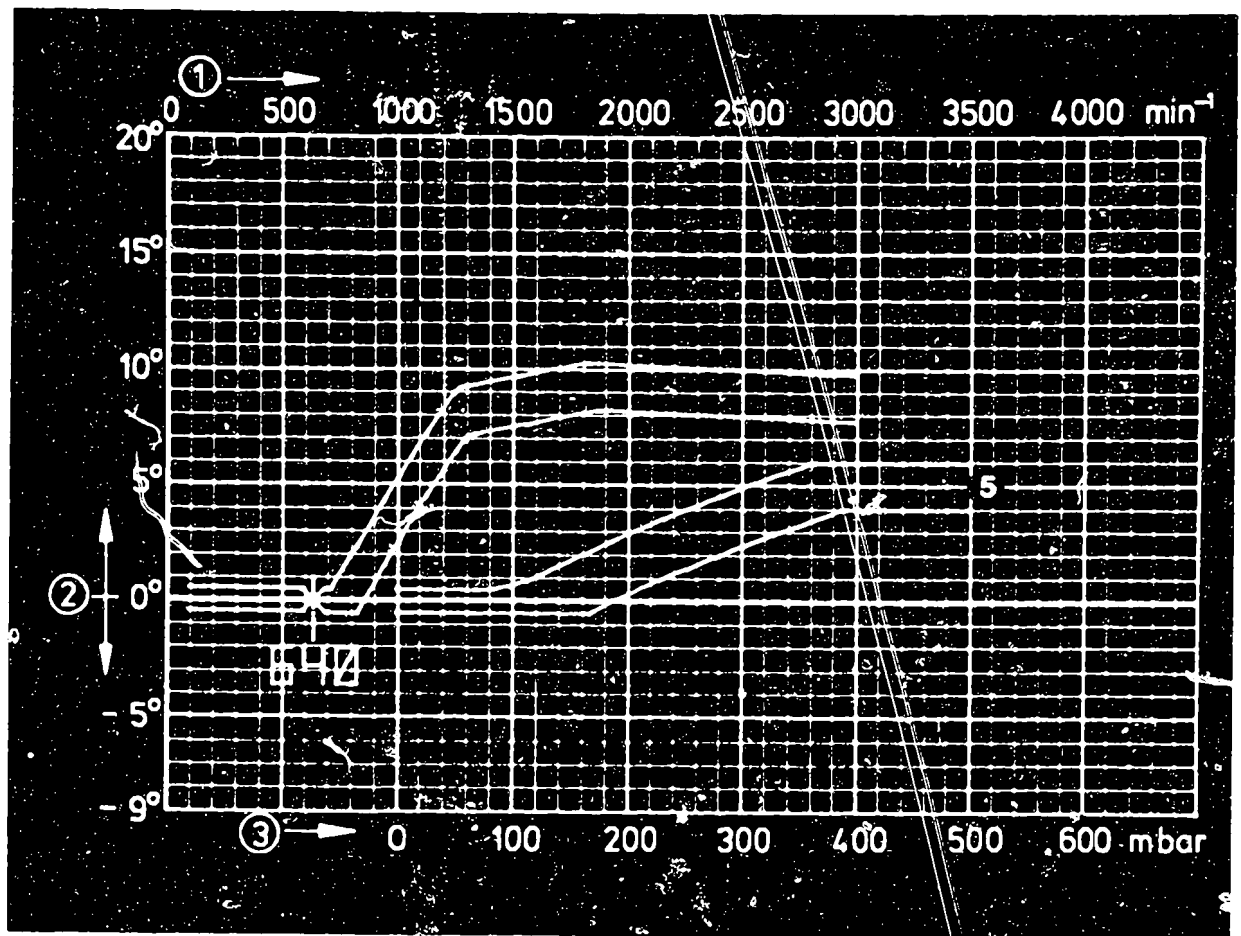
Repair and test instructions: W-237/500

**E6**

Test specifications

Ignition distributors 0 237..





0 237 020 008

1 = Distributor-shaft speed

2 = Distributor-shaft advance

3 = Negative gauge pressure (vacuum)

5 = Negative gauge pressure (vacuum) advance

Test adapter KDZV 7202

ZV-H

Addition to tolerance range

0.5° dist.  
shaft

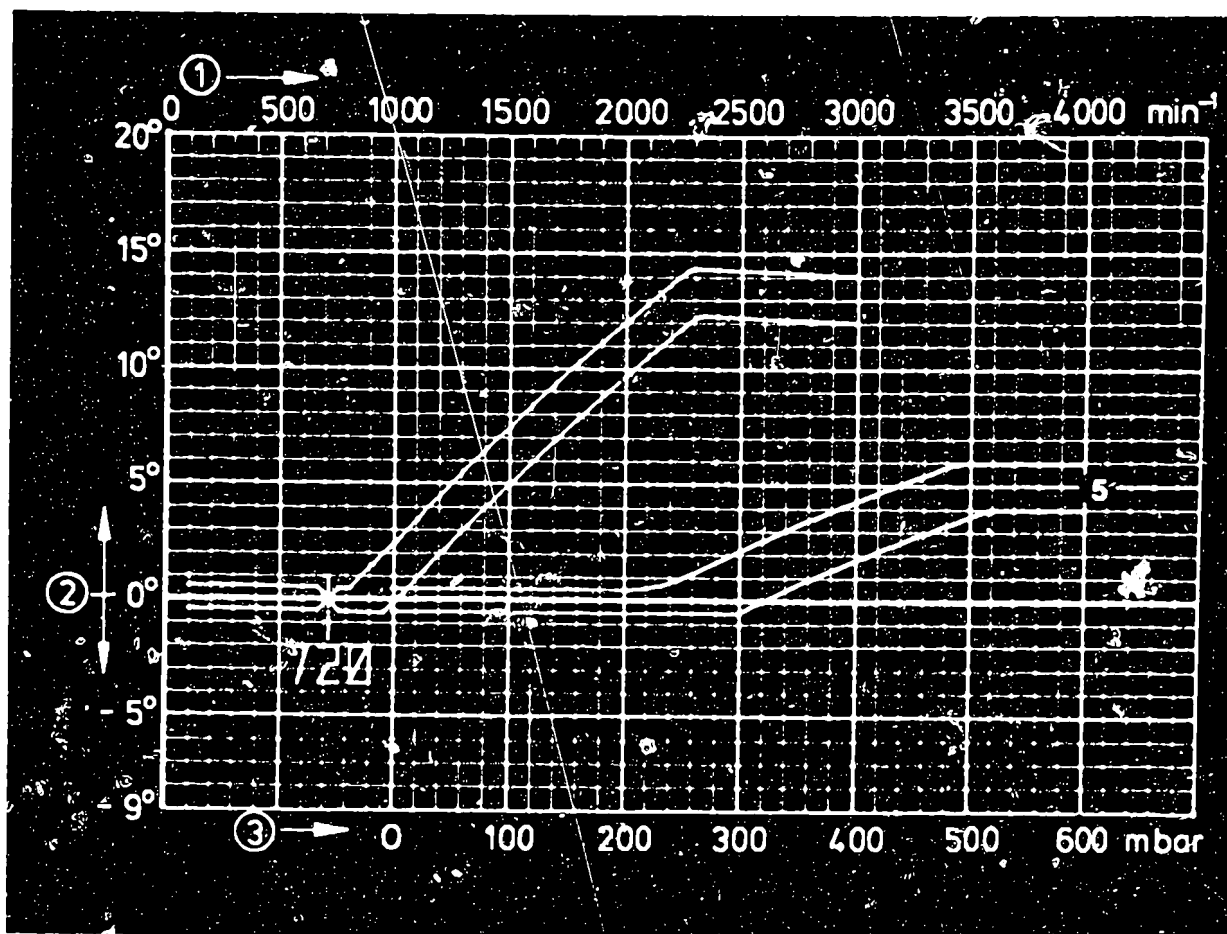
Repair and test instructions: W-237/500

**E7**

Test specifications

Ignition distributors 0 237..





0 237 020 010

1 = Distributor-shaft speed

2 = Distributor-shaft advance

3 = Negative gauge pressure (vacuum)

5 = Negative gauge pressure (vacuum) advance

Test adapter KDZV 7202

ZV-H

Addition to tolerance range

0.5° dist.  
shaft

Repair and test instructions: W-237/500

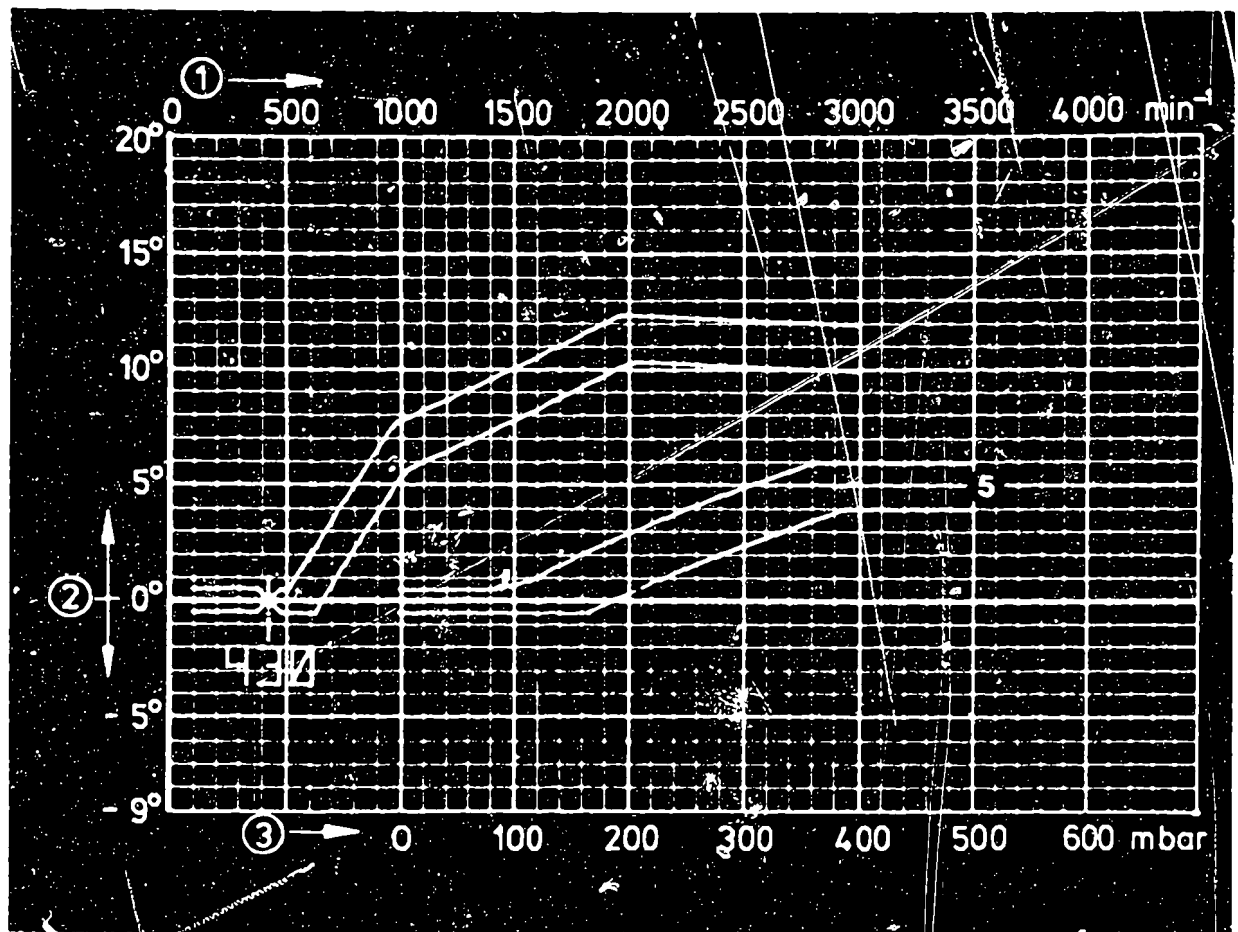
**E8**

Test specifications

Ignition distributors 0 237..







0 237 020 011

- 1 = Distributor-shaft speed
  - 2 = Distributor-shaft advance
  - 3 = Negative gauge pressure (vacuum)
  - 5 = Negative gauge pressure (vacuum) advance
  - Test adapter KDZV 7202
  - Addition to tolerance range
- ZV-H  
+ 0.5° dist.  
shaft

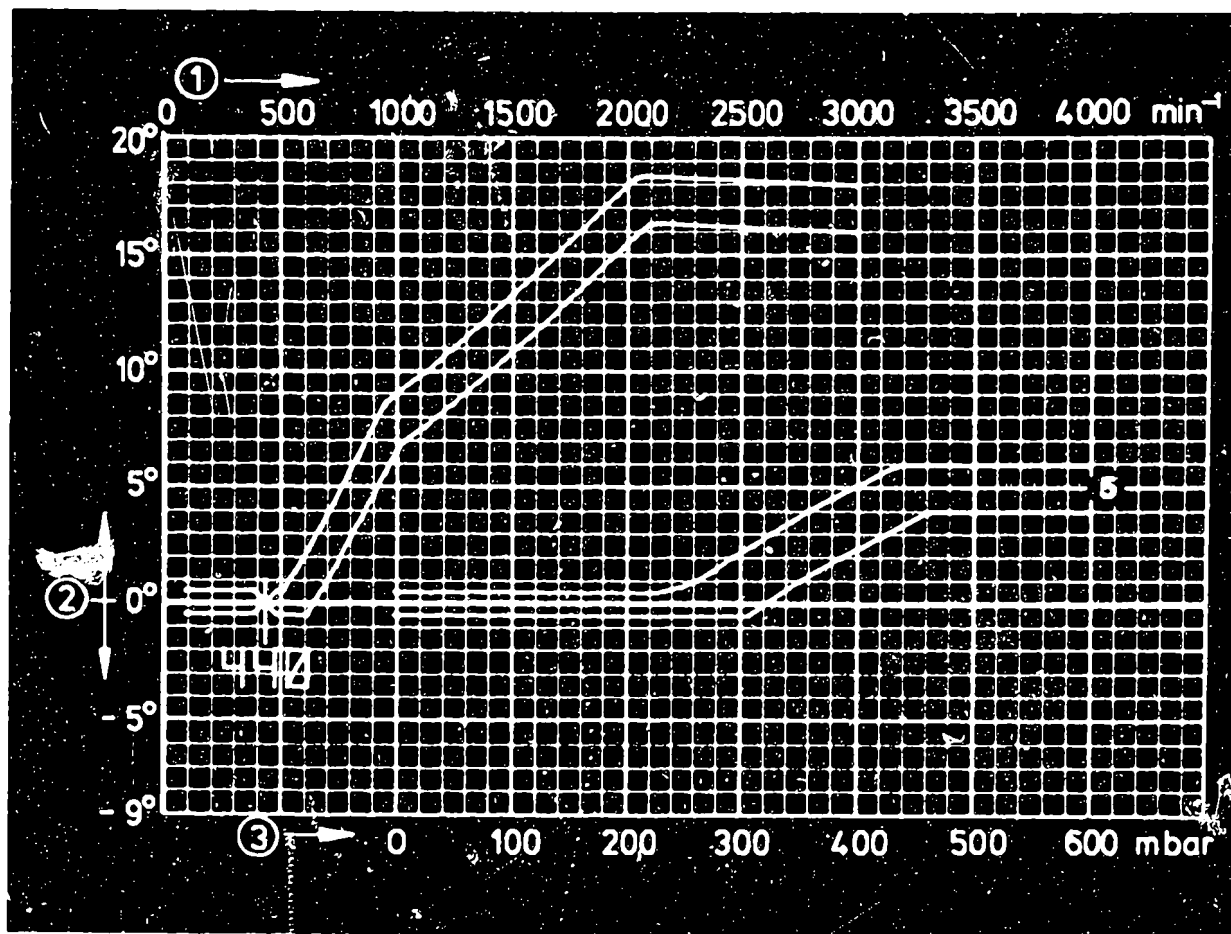
Repair and test instructions: W-237/500

**E9**

Test specifications

Ignition distributors 0 237...





0 237 020 017

1 = Distributor-shaft speed

2 = Distributor-shaft advance

3 = Negative gauge pressure (vacuum)

5 = Negative gauge pressure (vacuum) advance

Test adapter KDZV 7202

ZV-H

Addition to tolerance range

0.5° dist.  
shaft

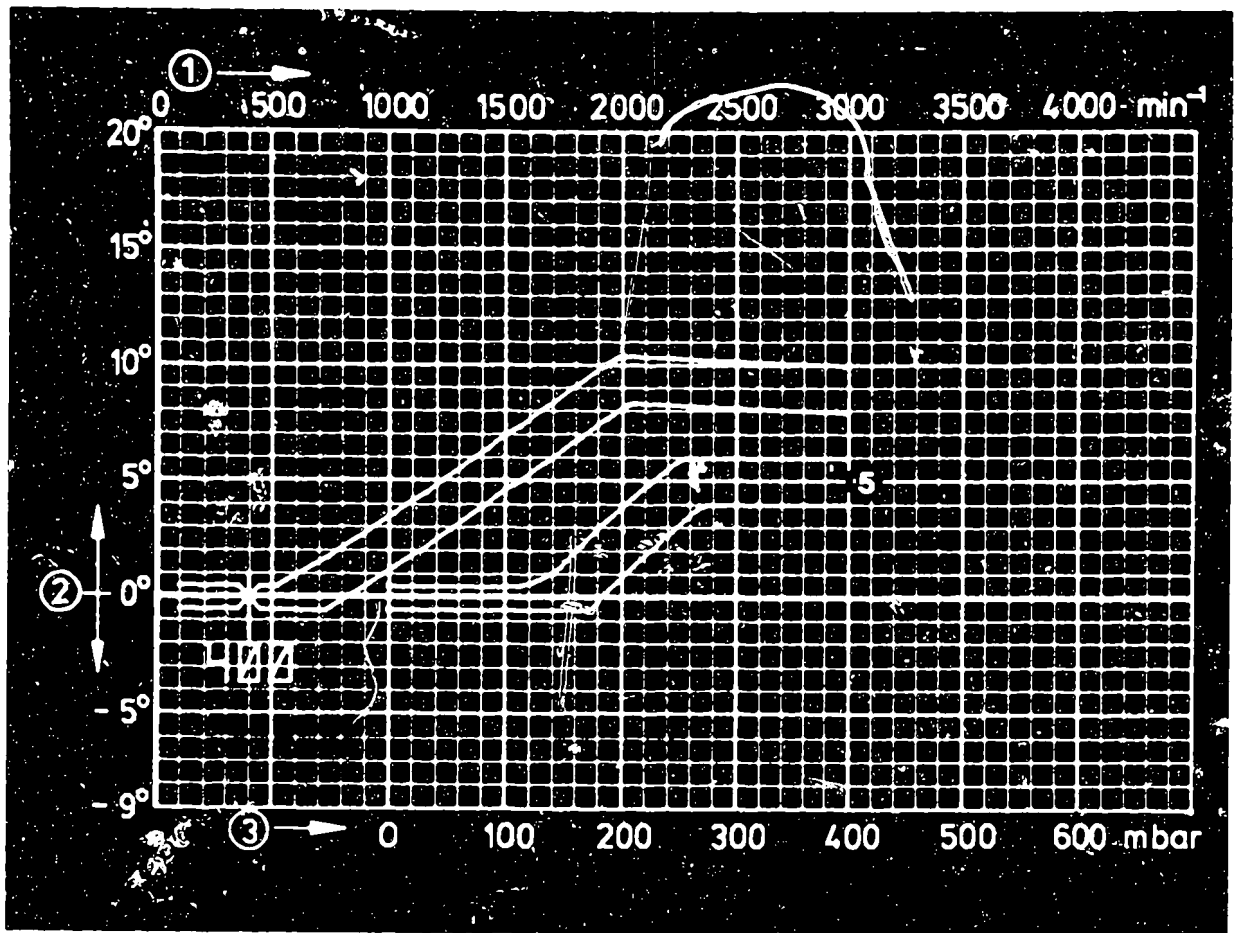
Repair and test instructions: W-237/500

**E10**

Test specifications

Ignition distributors 0 237...





0 237 020 020

- 1 = Distributor-shaft speed
- 2 = Distributor-shaft advance
- 3 = Negative gauge pressure (vacuum)
- 5 = Negative gauge pressure (vacuum) advance
- Test adapter KDZV 7202 ZV-H
- Addition to tolerance range  $\pm 0.5^\circ$  dist. shaft

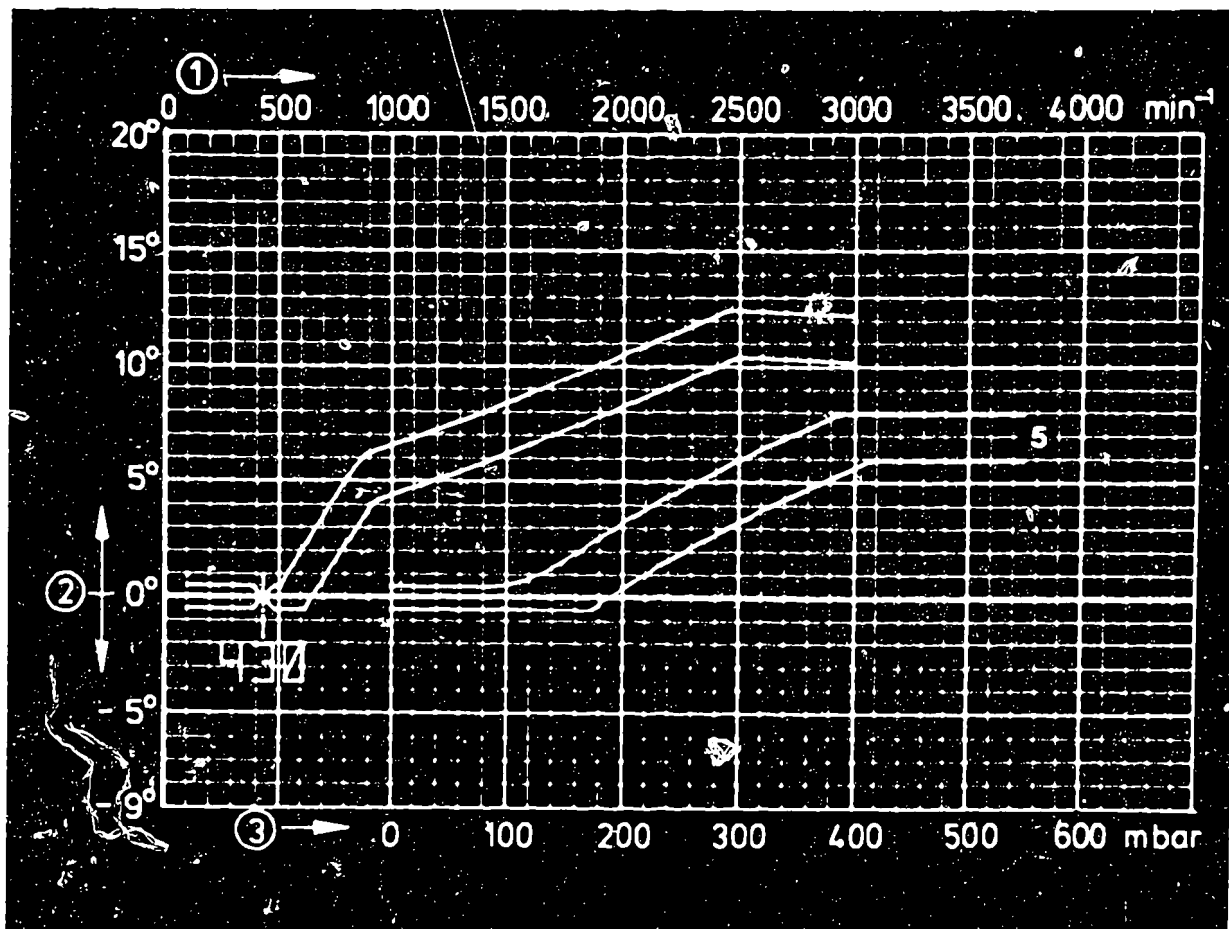
Repair and test instructions: W-237/500

**E11**

Test specifications

Ignition distributors 0 237..





0 237 020 021

1 = Distributor-shaft speed

2 = Distributor-shaft advance

3 = Negative gauge pressure (vacuum)

5 = Negative gauge pressure (vacuum) advance

Test adapter KDZV 7202

ZV-H

Addition to tolerance range

0.5° dist.  
shaft

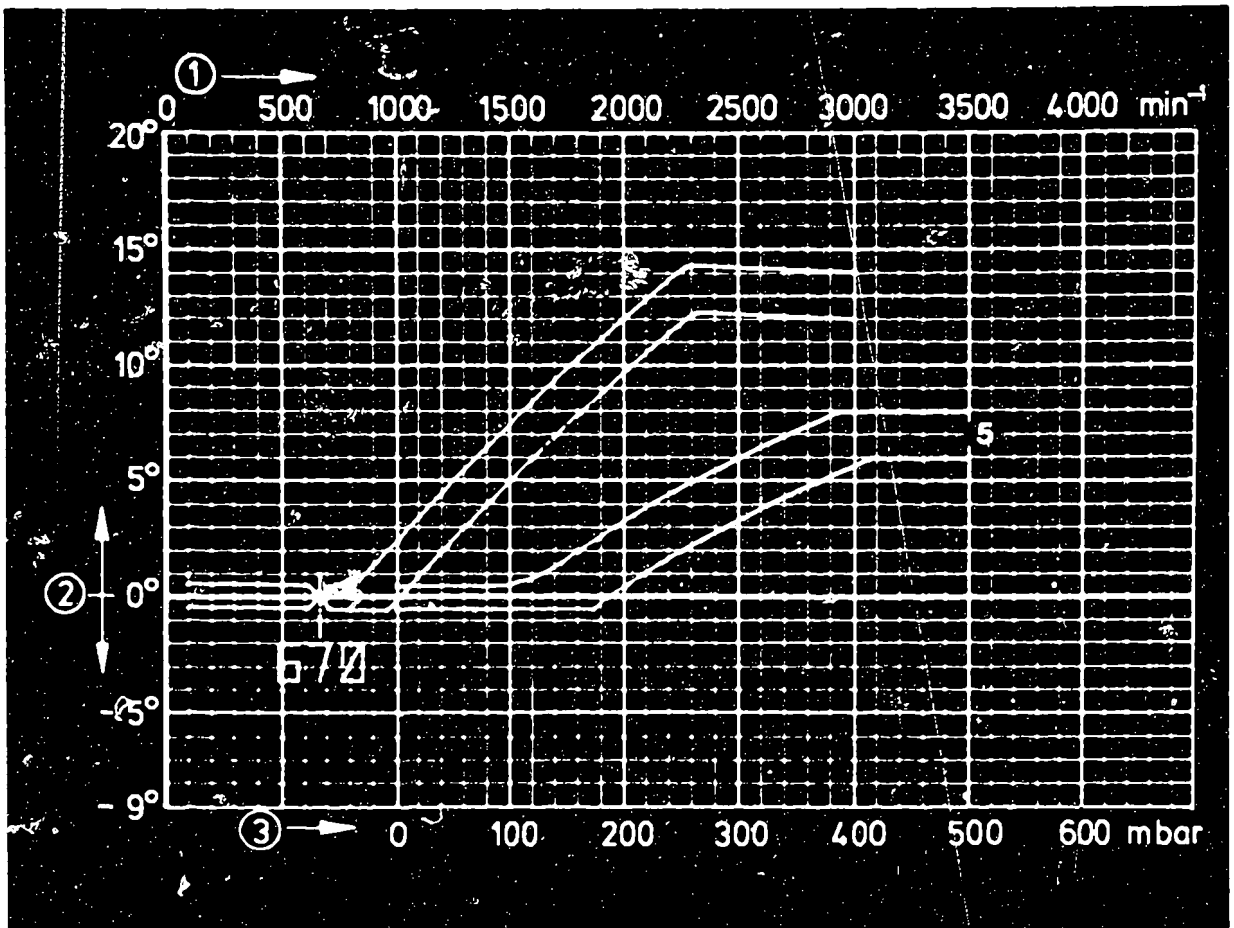
Repair and test instructions: W-237/500

**E12**

Test specifications

Ignition distributors 0 237...





0 237 020 025

1 = Distributor-shaft speed

2 = Distributor-shaft advance

3 = Negative gauge pressure (vacuum)

5 = Negative gauge pressure (vacuum) advance

Test adapter 7202

Addition to tolerance range

ZV-H

$\pm 0.5^\circ$  dist.  
shaft

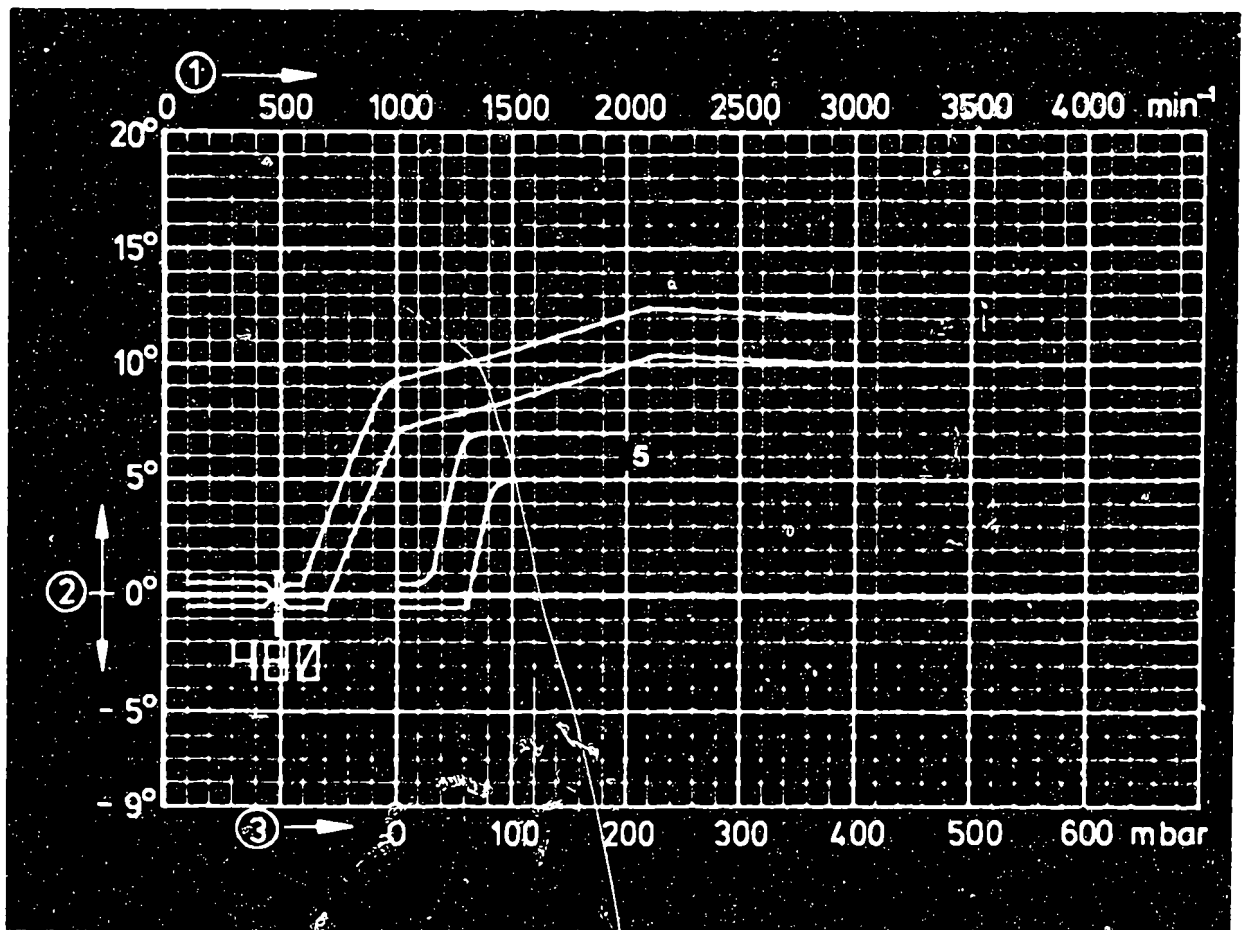
Repair and test instructions: W-237/500

**E13**

Test specifications

Ignition distributors 0 237..





0 237 020 023

- 1 = Distributor-shaft speed
  - 2 = Distributor-shaft advance
  - 3 = Negative gauge pressure (vacuum)
  - 5 = Negative gauge pressure (vacuum) advance
- Test adapter KDZV 7202 ZV-H  
 Addition to tolerance range + 0.5° dist. shaft

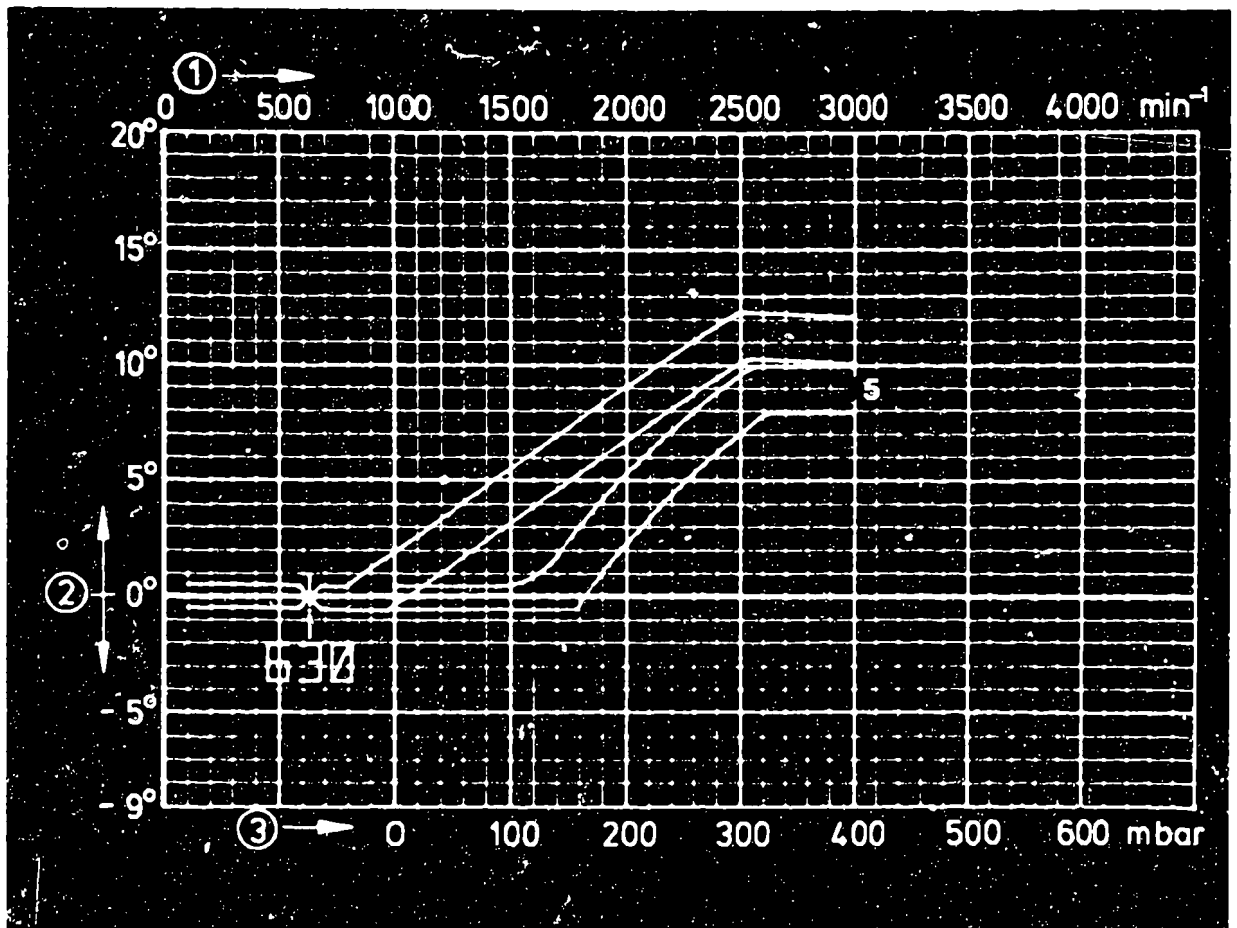
Repair and test instructions: W-237/500

**E14**

Test specifications

Ignition distributors 0 237..





0 237 020 030

- 1 = Distributor-shaft speed
  - 2 = Distributor-shaft advance
  - 3 = Negative gauge pressure (vacuum)
  - 5 = Negative gauge pressure (vacuum) advance
  - Test adapter KDZV 7202
  - Addition to tolerance range
- ZV-H  
 $\pm 0.5^\circ$  dist.  
shaft

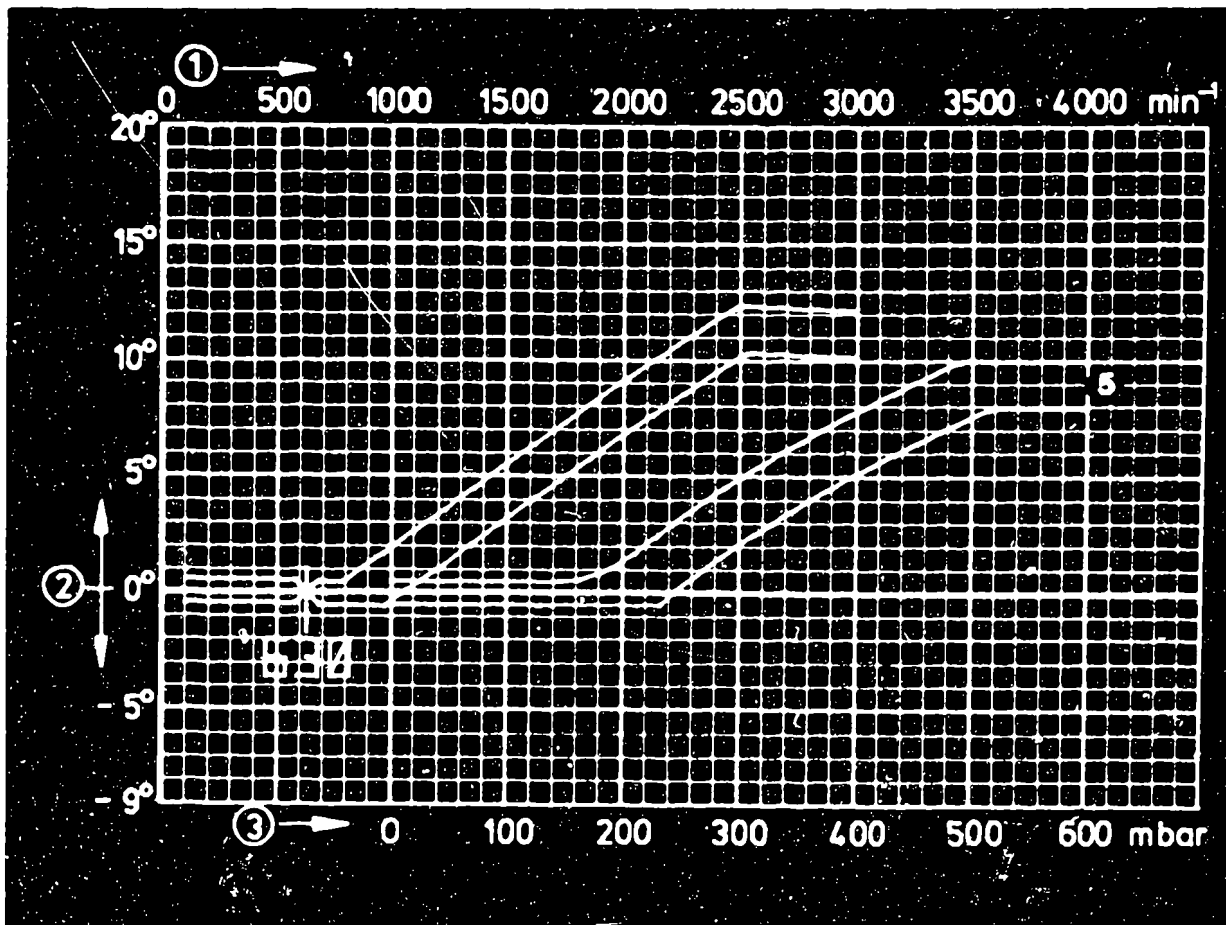
Repair and test instructions: W-237/500

**E15**

Test specifications

Ignition distributors 0 237..





0 237 020 031

- 1 = Distributor-shaft speed
  - 2 = Distributor-shaft advance
  - 3 = Negative gauge pressure (vacuum)
  - 5 = Negative gauge pressure (vacuum) advance
  - Test adapter KDZV 7202
  - Addition to tolerance range
- ZV-H  
± 0.5° dist. shaft

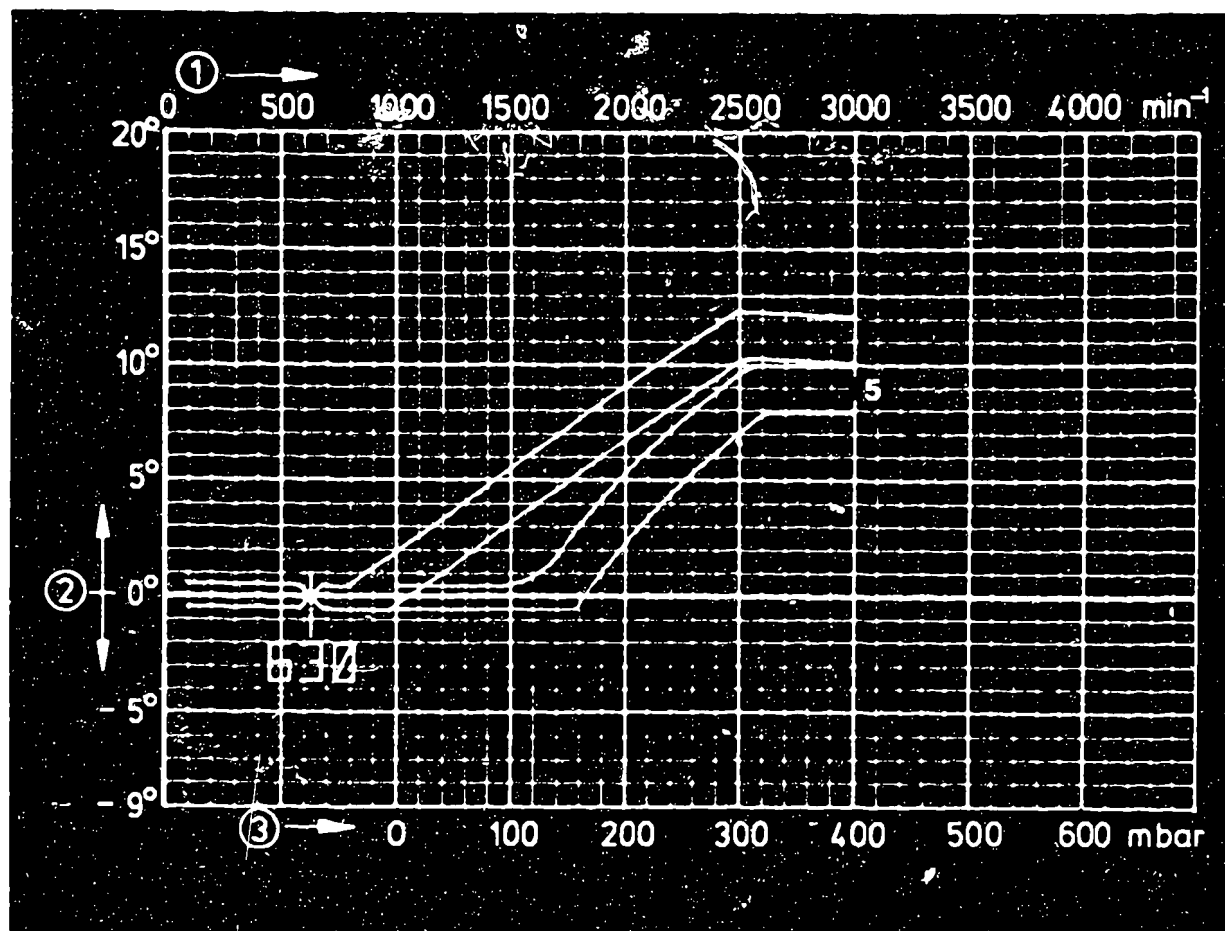
Repair and test instructions: W-237/500

**E16**

Test specifications  
 Ignition distributors 0 237..







0 237 020 033

1 = Distributor-shaft speed

2 = Distributor-shaft advance

3 = Negative gauge pressure (vacuum)

5 = Negative gauge pressure (vacuum) advance

Test adapter KDZV 7202

ZV-H

Addition to tolerance range

$\pm 0.5^\circ$  dist.  
shaft

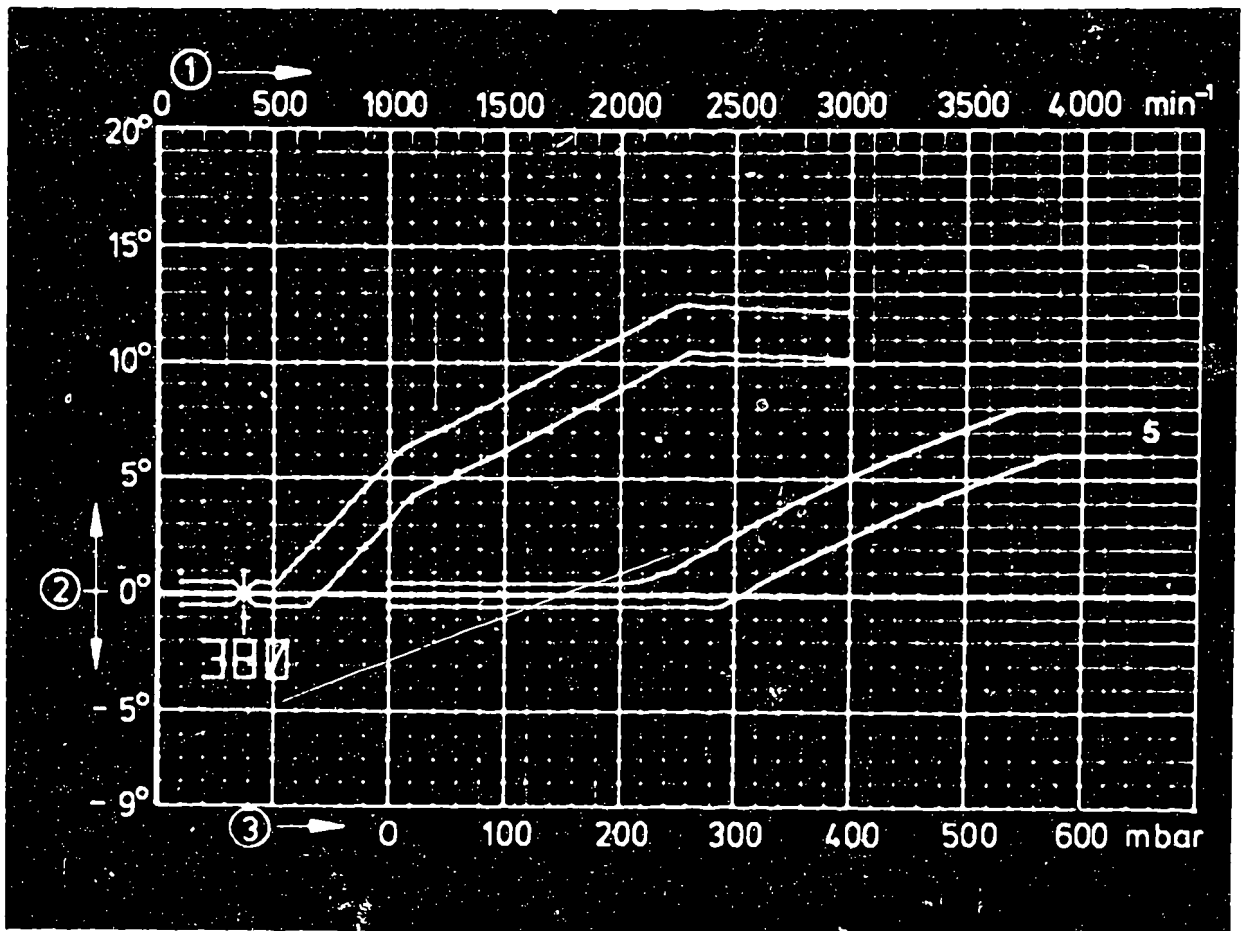
Repair and test instructions: W-237/500

**E17**

Test specifications

Ignition distributors 0 237..





0 237 020 034

1 = Distributor-shaft speed

2 = Distributor-shaft advance

3 = Negative gauge pressure (vacuum)

5 = Negative gauge pressure (vacuum) advance

Test adapter KDZV 7202

ZV-H

Addition to tolerance range

+ 0.5° dist.  
shaft

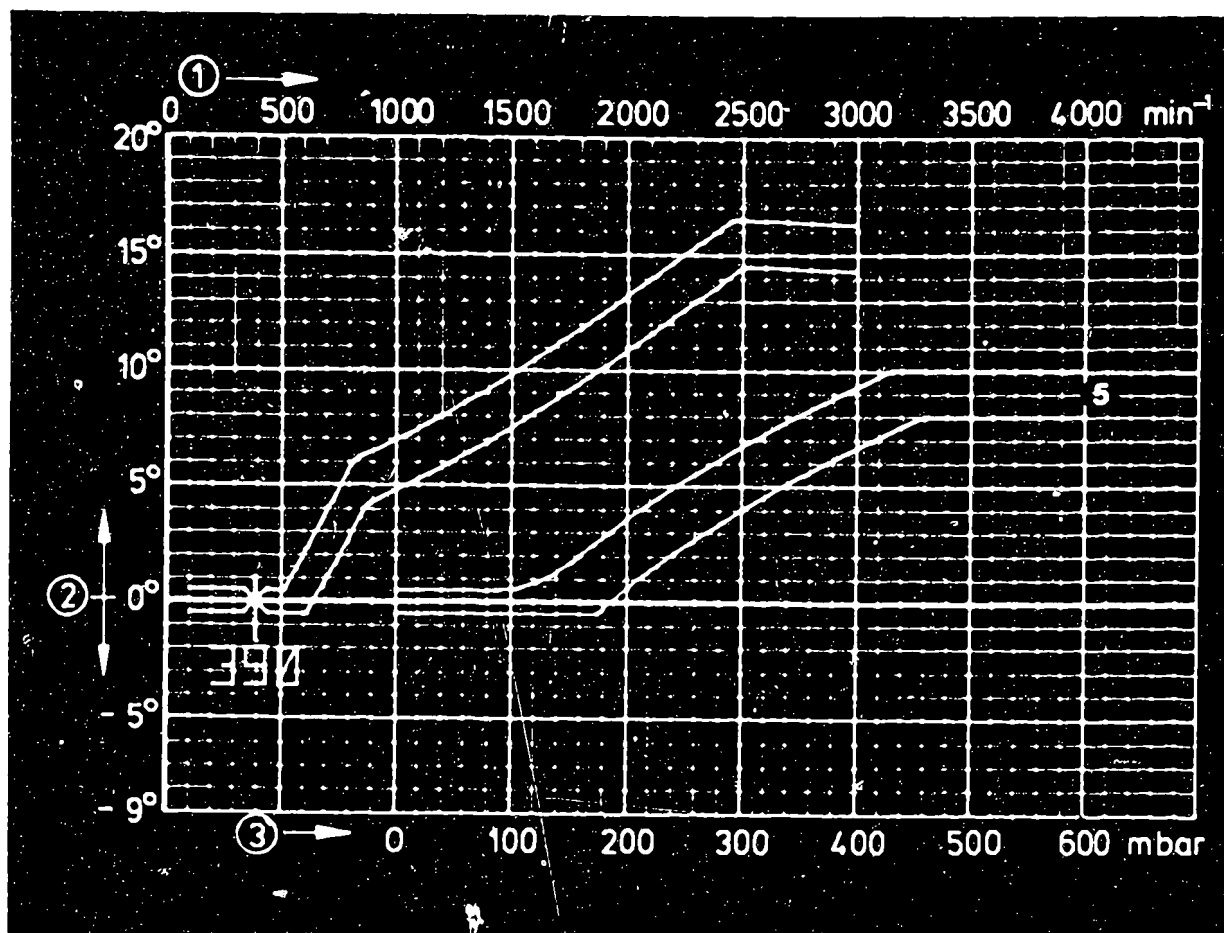
Repair and test instructions: W-237/500

**E18**

Test specifications

Ignition distributors 0 237..





0 237 020 035

1 = Distributor-shaft speed

2 = Distributor-shaft advance

3 = Negative gauge pressure (vacuum)

5 = Negative gauge pressure (vacuum) advance

Test adapter KDZV 7202

Addition to tolerance range

ZV-H

$\pm 0.5^\circ$  dist.  
shaft

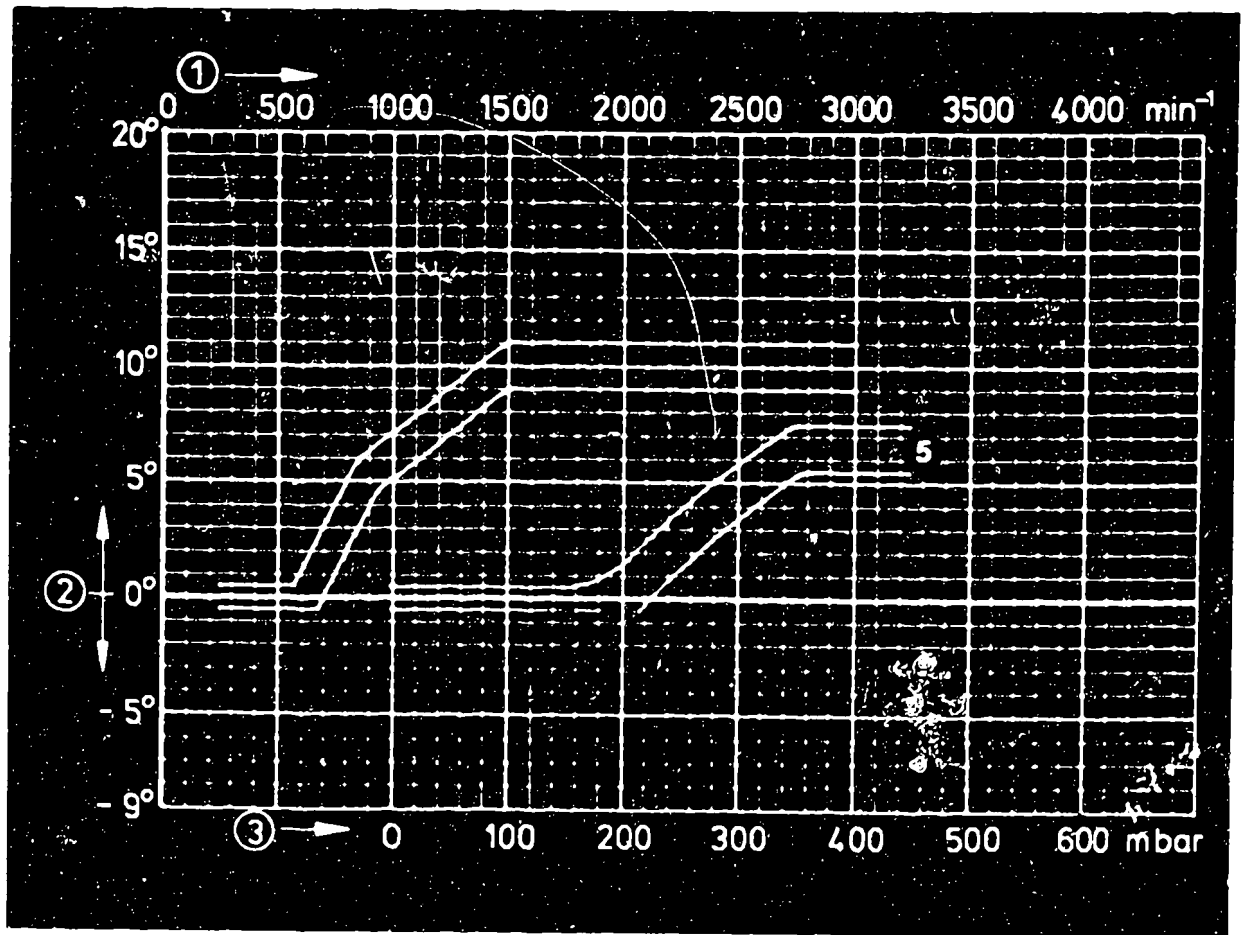
Repair and test instructions: W-237/500

**E19**

Test specifications

Ignition distributors 0 237..

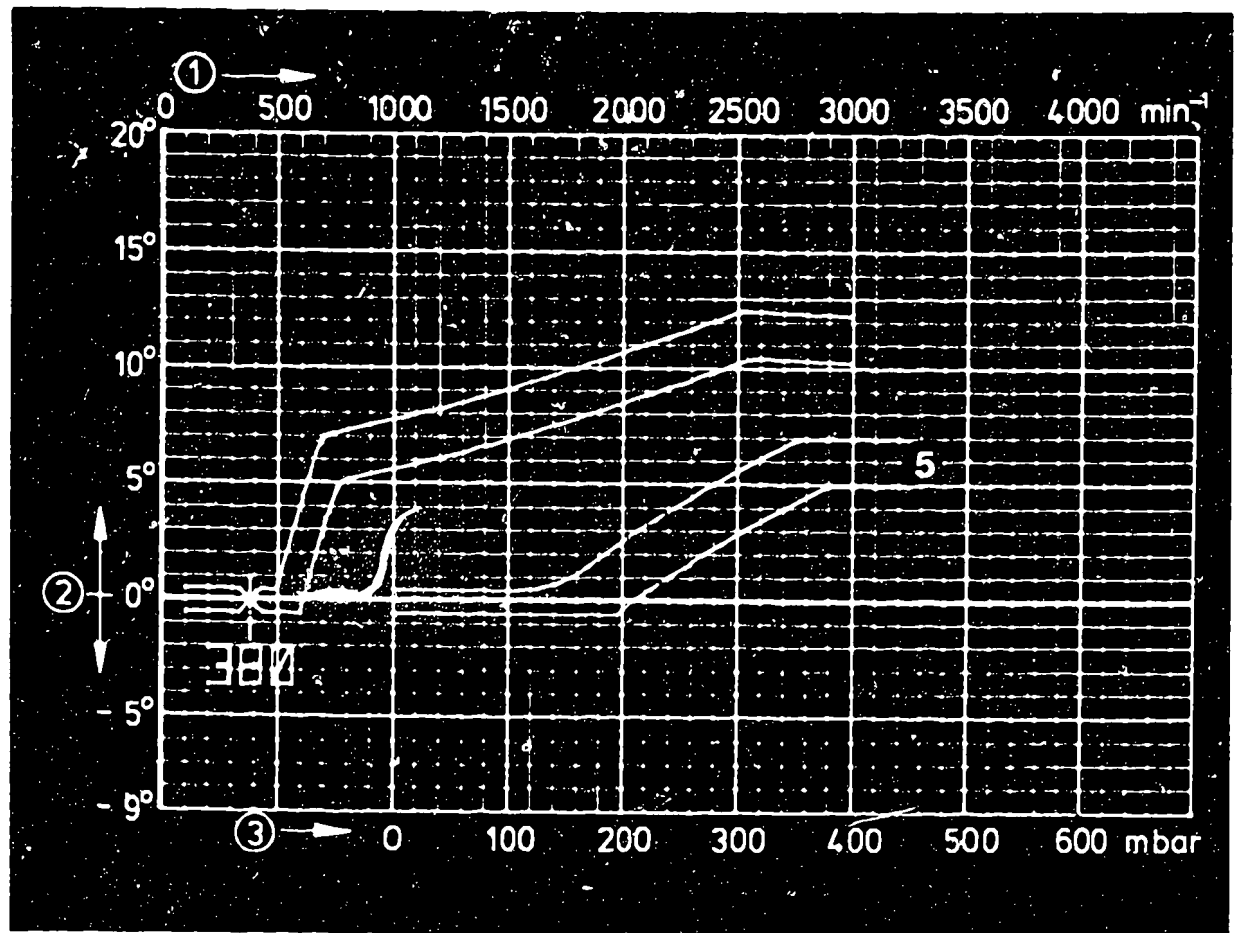




0 237 020 037/..038

- 1 = Distributor-shaft speed
  - 2 = Distributor-Shaft advance
  - 3 = Negative gauge pressure (vacuum)
  - 5 = Negative gauge pressure (vacuum) advance
- Test adapter KDZV 7202 ZV-H  
 Addition to tolerance range 0.5° dist. shaft

Repair and test instructions: W-237/ 500



0 237 020 039

- 1 = Distributor-shaft speed
  - 2 = Distributor-shaft advance
  - 3 = Negative gauge pressure (vacuum)
  - 5 = Negative gauge pressure (vacuum) advance
- Test adapter KDZV 7202 ZV-H  
 Addition to tolerance range  $\pm 0.5^\circ$  dist. shaft

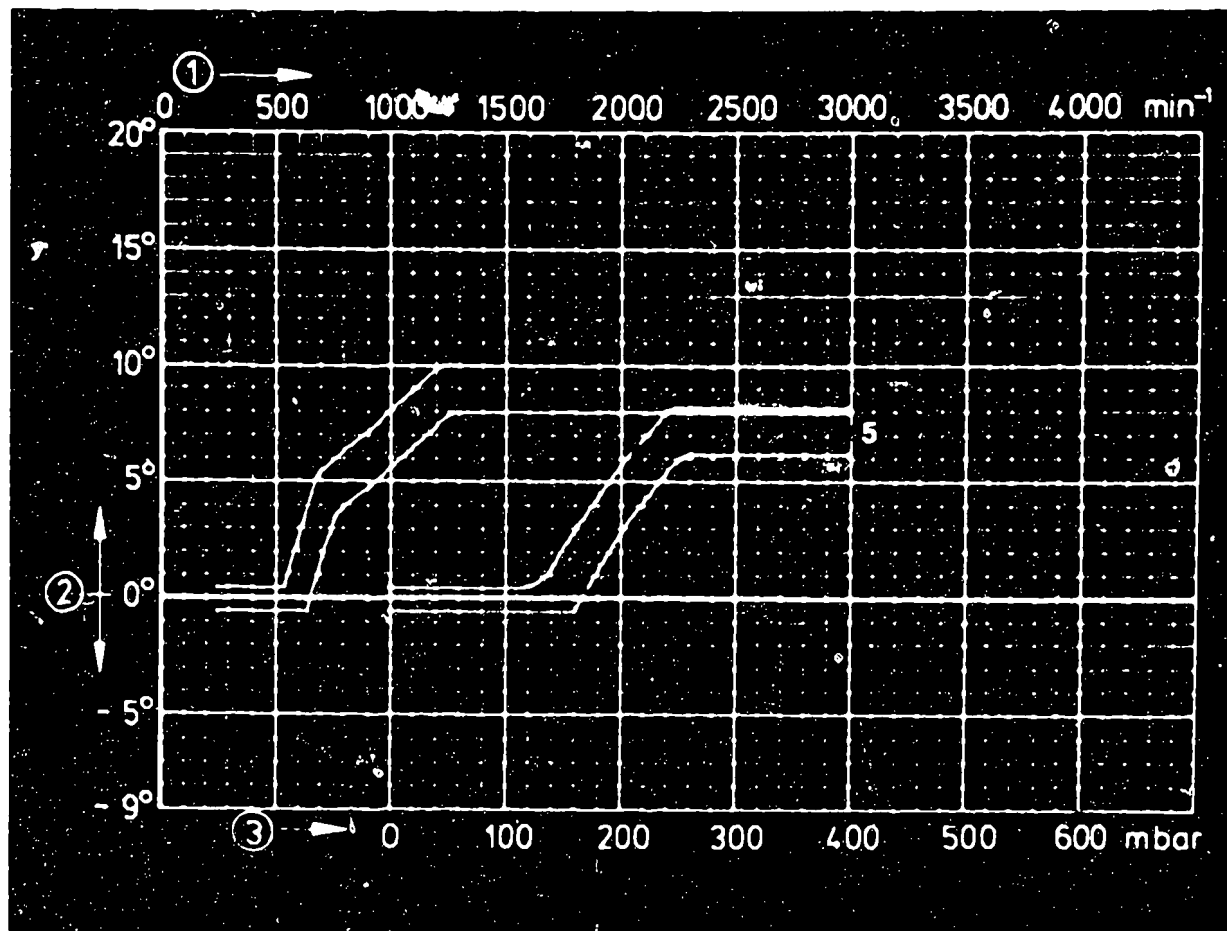
Repair and test instructions: W-237/500

**E21**

Test specifications

Ignition distributors- 0 237..





0 237 020 040

- 1 = Distributor-shaft speed
- 2 = Distributor-shaft advance
- 3 = Negative gauge pressure (vacuum)
- 5 = Negative gauge pressure (vacuum) advance
- Test adapter KDZV 7202
- Addition to tolerance range
- ZV-H
- + 0.5" dist. shaft

Repair and test instructions: W-237/500

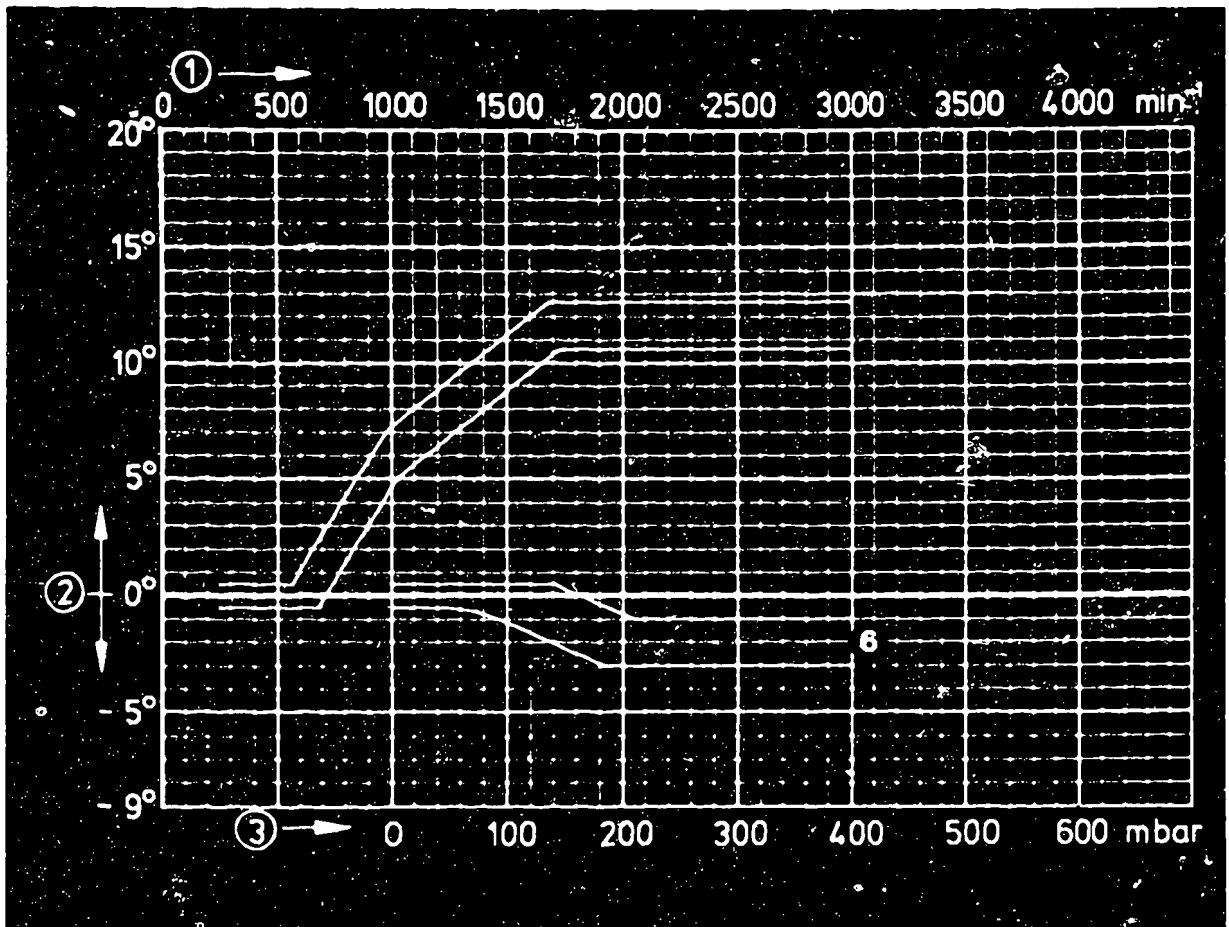
Clamping flange: 1 685 700 129  
 Driver: 1 686 400 004

**E22**

Test specifications

Ignition distributors 0 237..





0 237 020 041

1 = Distributor-shaft speed

2 = Distributor-shaft advance

3 = Negative gauge pressure (vacuum)

6 = Negative gauge pressure (vacuum) retard

Test adapter KDZV 7202

ZV-H

Addition to tolerance range

± 0.5° dist.  
shaft

Repair and test instructions: W-237/500

Clamping flange:

1 685 700 129

Driver:

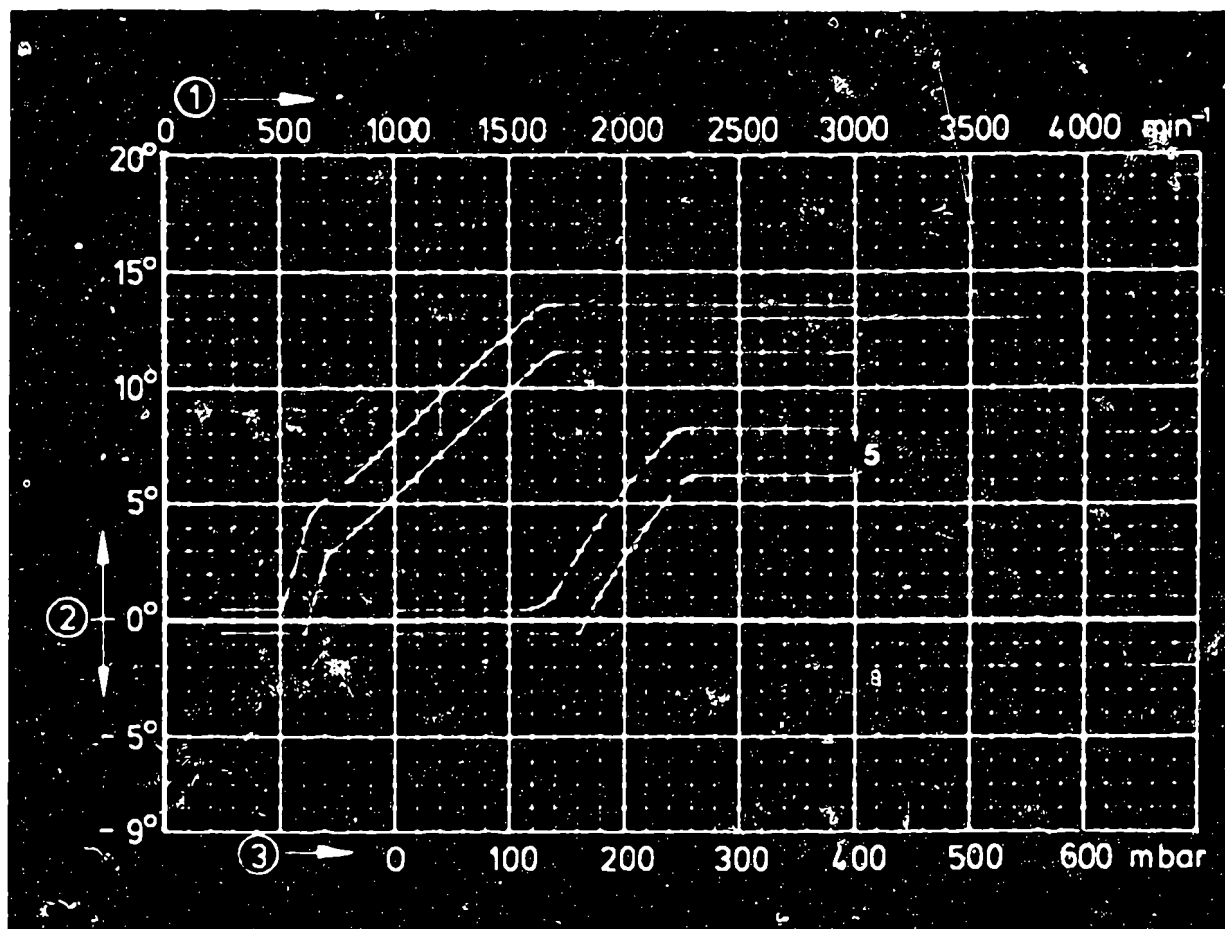
1 686 400 004

**E23**

Test specifications

Ignition distributors 0 237..





0 237 020 042

1 = Distributor-shaft speed  
 2 = Distributor-shaft advance  
 3 = Negative gauge pressure (vacuum)  
 5 = Negative gauge pressure (vacuum) advance  
 Test adapter KDZV 7202 ZV-H  
 Addition to tolerance range + 0.5° dist. shaft

Repair and test instructions: W-237/500

Clamping flange: 1 685 700 129  
 Driver: 1 686 400 004

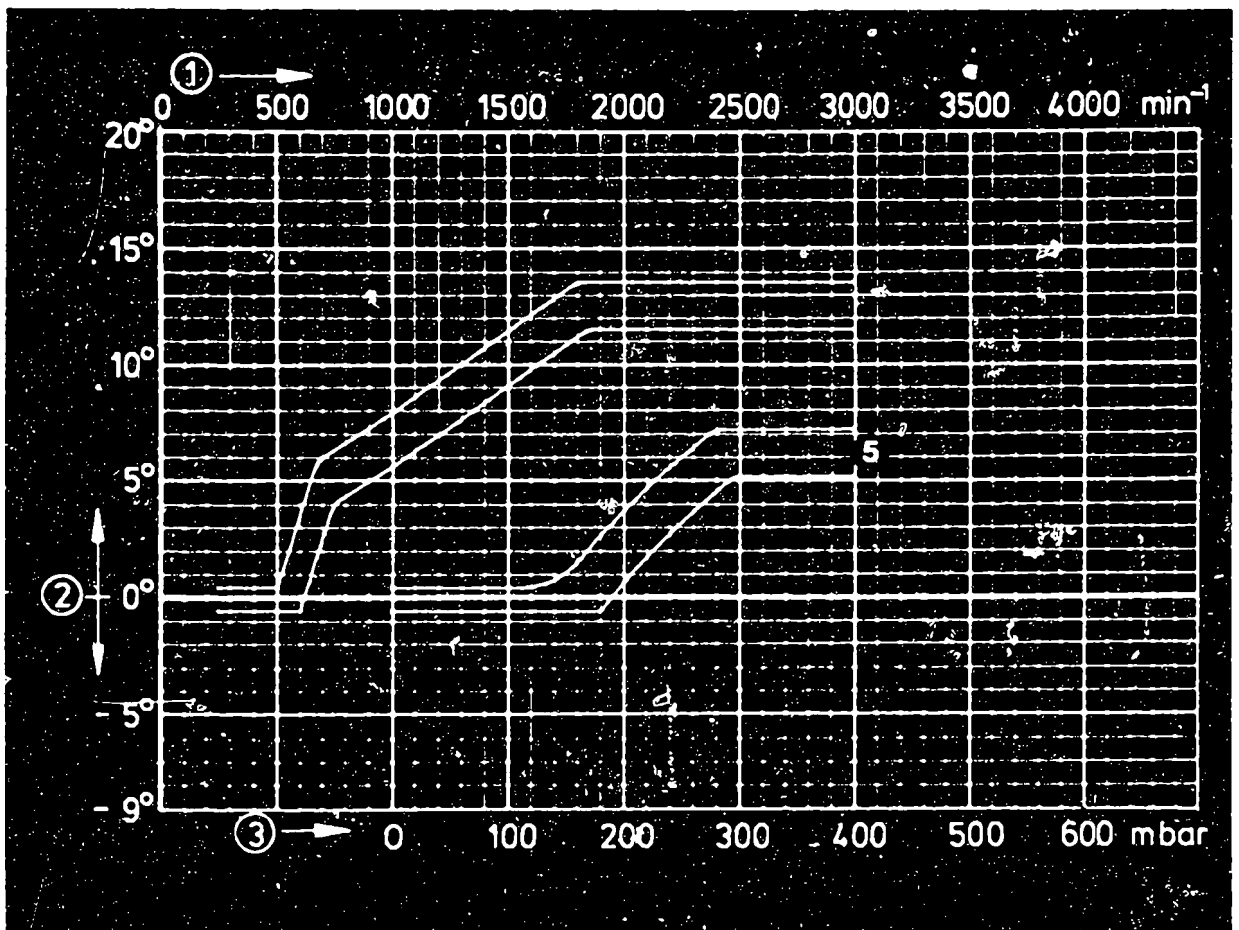
**E24**

Test specifications

Ignition distributors 0 237..







0 237 020 043

1 = Distributor-shaft speed

2 = Distributor-shaft advance

3 = Negative gauge pressure (vacuum)

5 = Negative gauge pressure (vacuum) advance

Test adapter KDZV 7202

ZV-H

Addition to tolerance range

$\pm 0.5^\circ$  dist.  
shaft

Repair and test instructions: W-237/500

Clamping flange:

1 685 700 129

Driver:

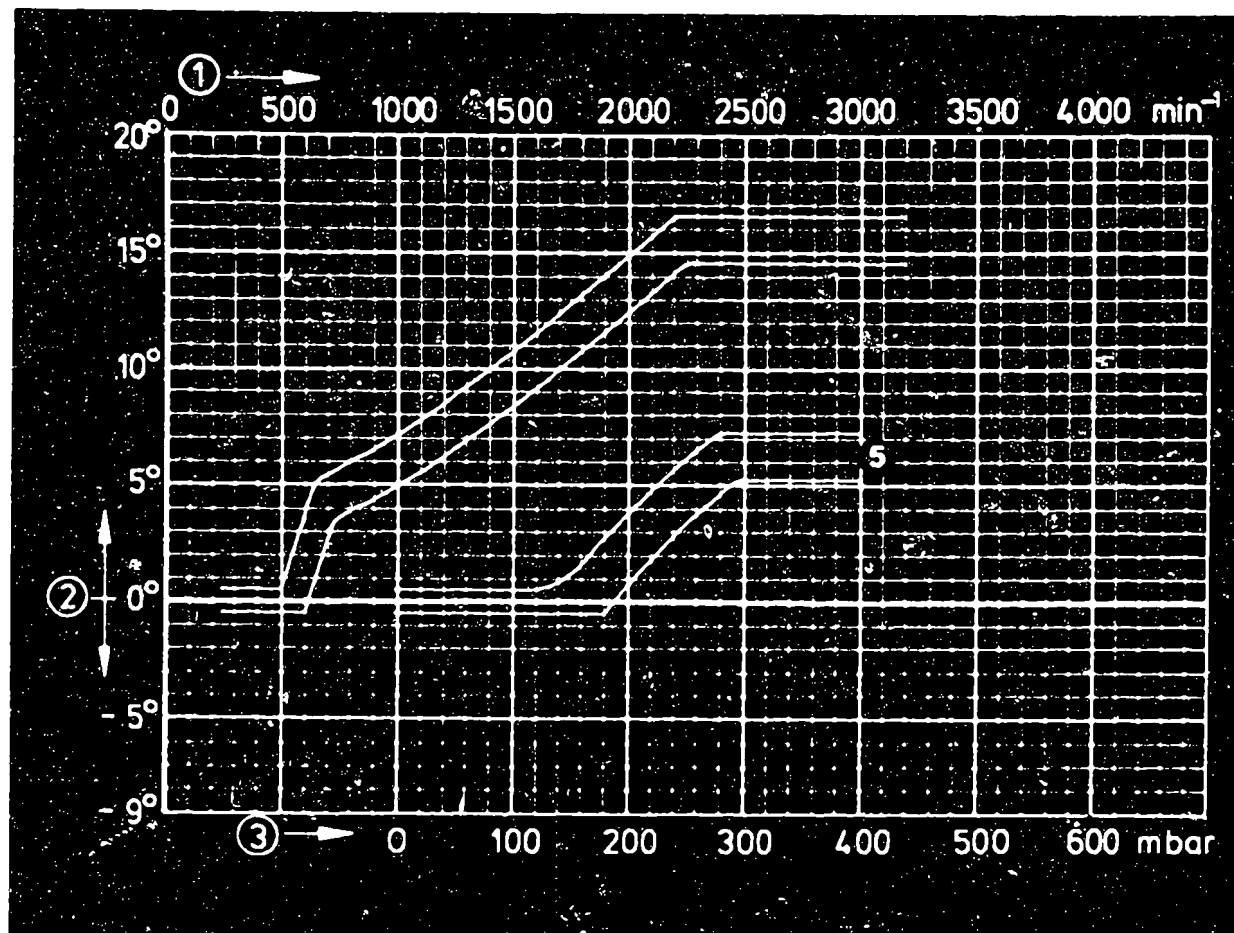
1 686 400 004

**F1**

Test specifications

Ignition distributors 0 237..





0 237 020 044

1 = Distributor-shaft speed  
 2 = Distributor-shaft advance  
 3 = Negative gauge pressure (vacuum)  
 5 = Negative gauge pressure (vacuum) advance  
 Test adapter KDZV 7202 ZV-H  
 Addition to tolerance range  $\pm 0.5^\circ$  dist. shaft

Repair and test instructions: W-237/500

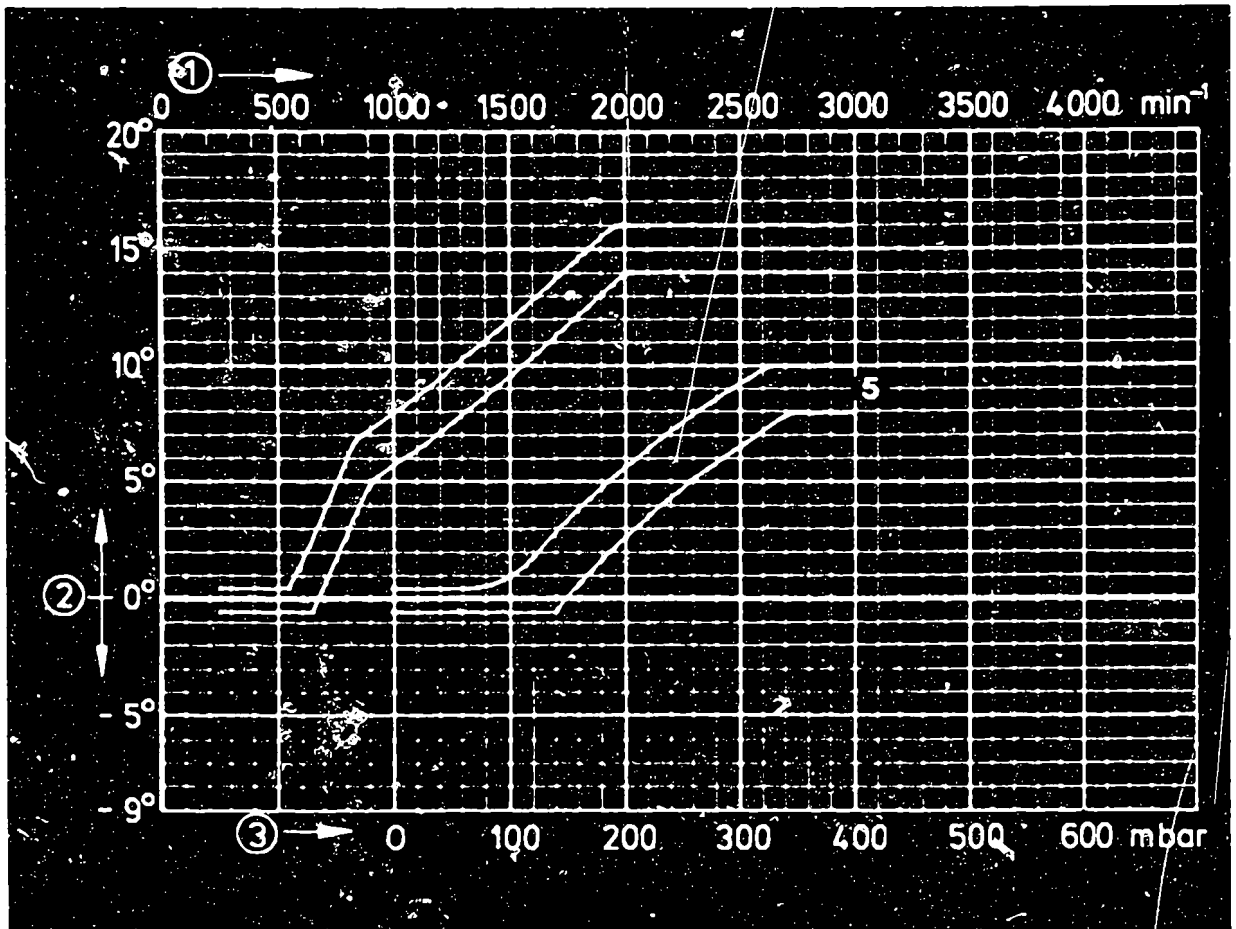
Clamping flange: 1 685 700 129  
 Driver: 1 686 400 004

**F2**

Test specifications

Ignition distributors 0 237..





0 237 020 045/..046

- 1 = Distributor-shaft speed
- 2 = Distributor-shaft advance
- 3 = Negative gauge pressure (vacuum)
- 5 = Negative gauge pressure (vacuum) advance
- Test adapter KDZV 7202
- Addition to tolerance range
- ZV-H
- $\pm 0.5^\circ$  dist. shaft

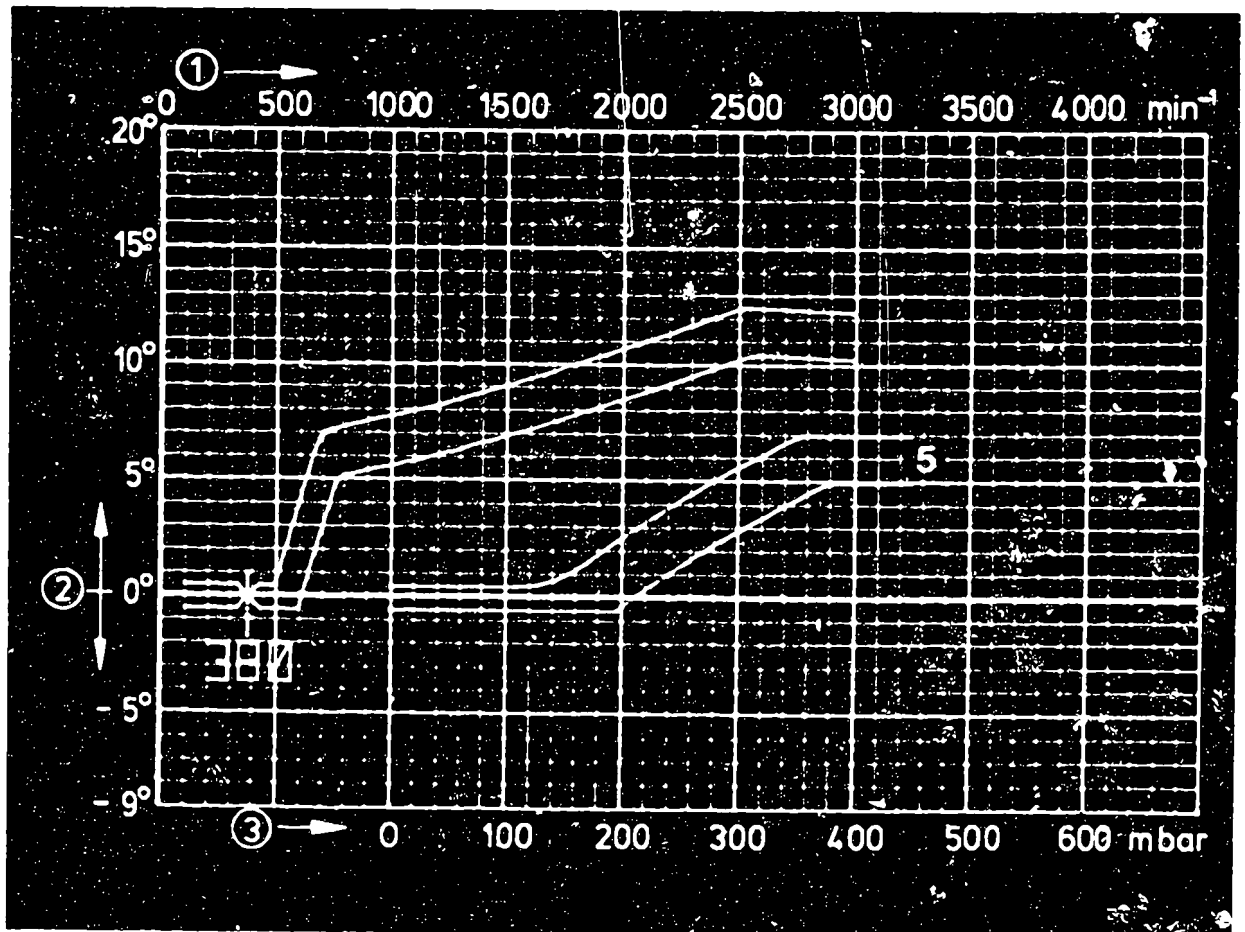
Repair and test instructions: W-237/500

**F3**

Test specifications

Ignition distributors 0 237..





0 237 020 047

1 = Distributor-shaft speed

2 = Distributor-shaft advance

3 = Negative gauge pressure (vacuum)

5 = Negative gauge pressure (vacuum) advance

Test adapter KDZV 7202

ZV-H

Addition to tolerance range

$\pm 0.5^\circ$  dist.  
shaft

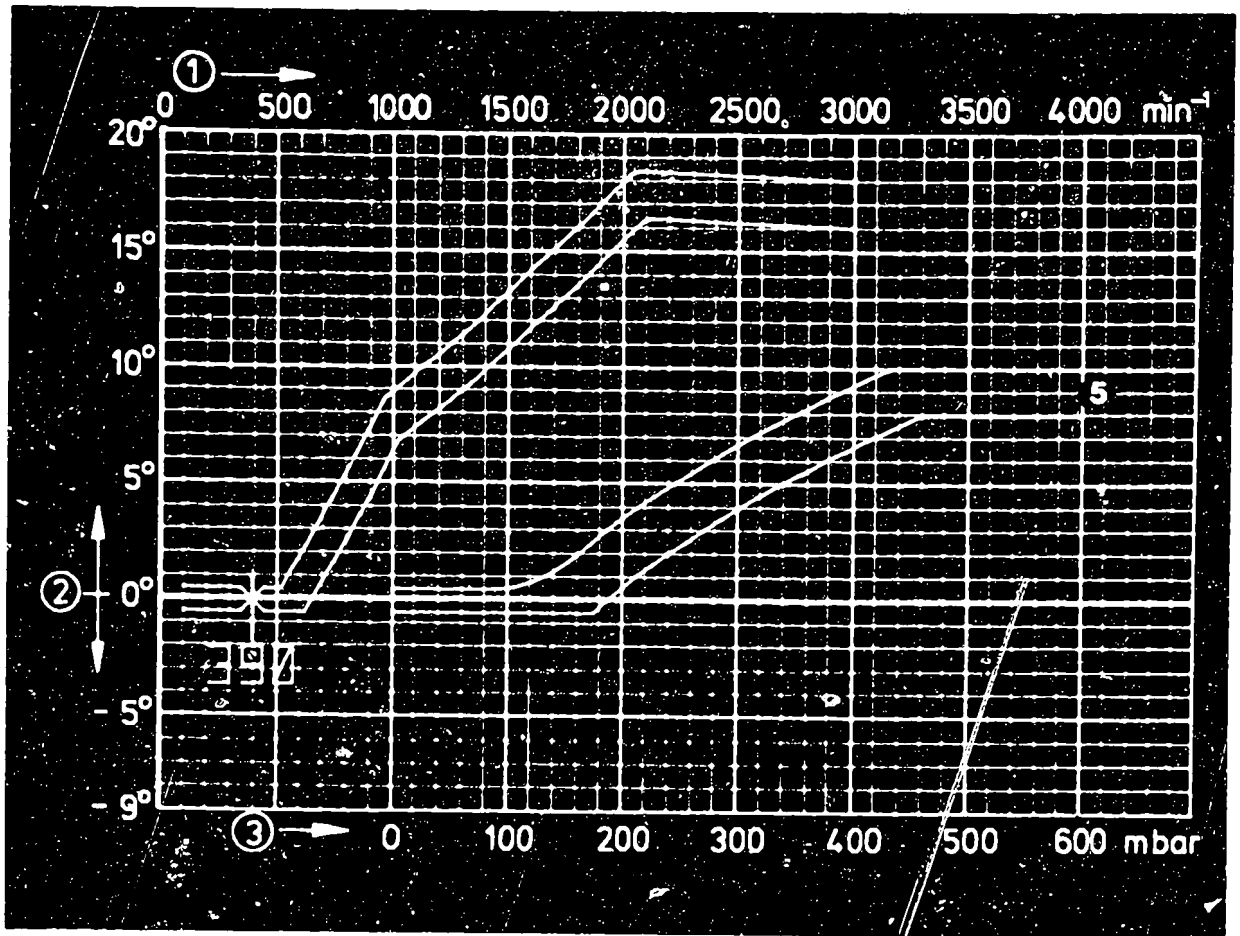
Repair and test instructions: W-237/500

**F4**

Test specifications

Ignition distributors 0 237/..





0 237 020 048

- 1 = Distributor-shaft speed
  - 2 = Distributor-shaft advance
  - 3 = Negative gauge pressure (vacuum)
  - 5 = Negative gauge pressure (vacuum) advance
- Test adapter KDZV 7202 ZV-H  
 Addition to tolerance range ± 0.5° dist. shaft

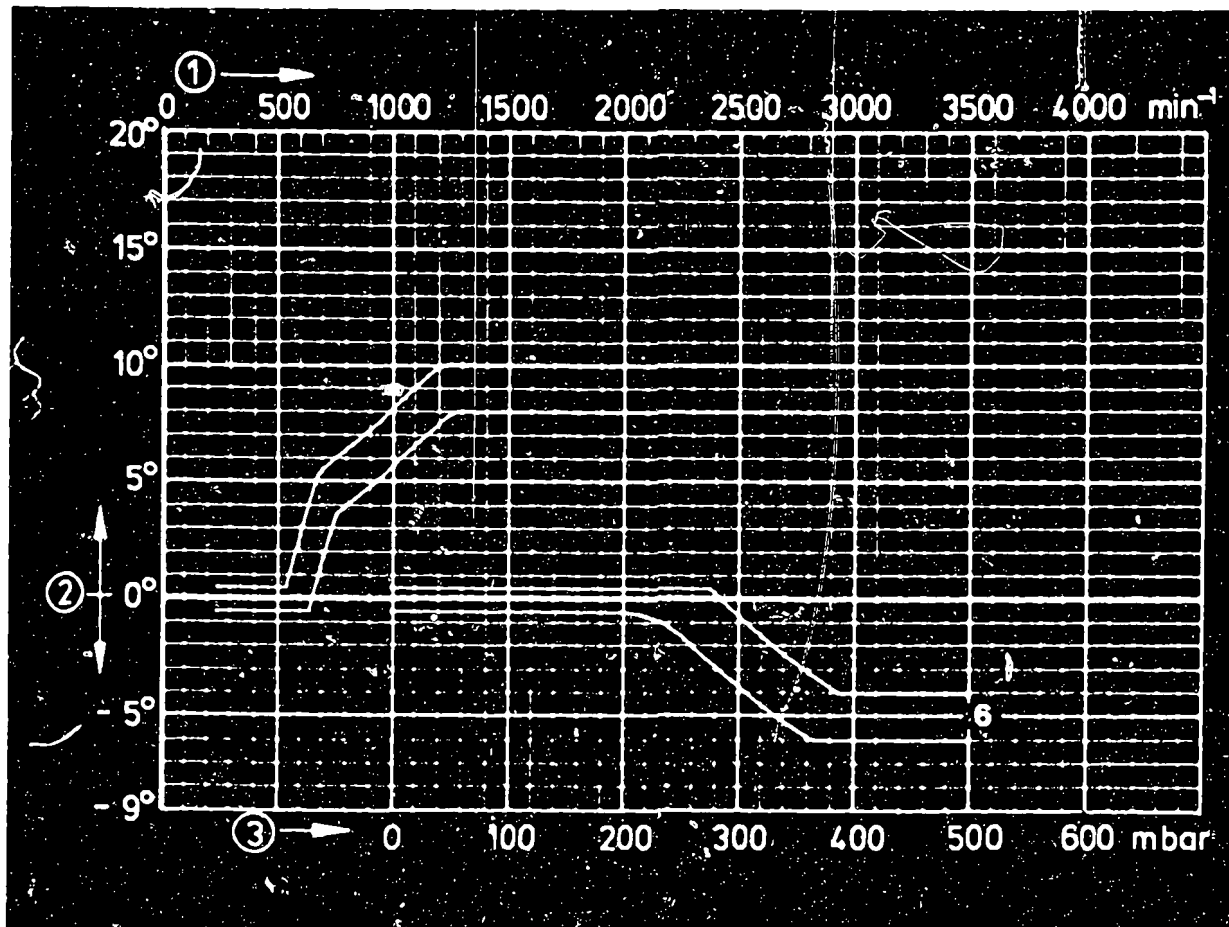
Repair and test instructions: W-237/500

**F5**

Test specifications

Ignition distributors 0 237..





0 237 020 049

1 = Distributor-shaft speed

2 = Distributor-shaft advance

3 = Negative gauge pressure (vacuum)

6 = Negative gauge pressure (vacuum) retard

Test adapter KDZV 7202

ZV-H

Addition to tolerance range

$\pm 0.5^\circ$  dist.  
shaft

Repair and test instructions: W-237/500

Clamping flange:

1 685 700 129

Driver:

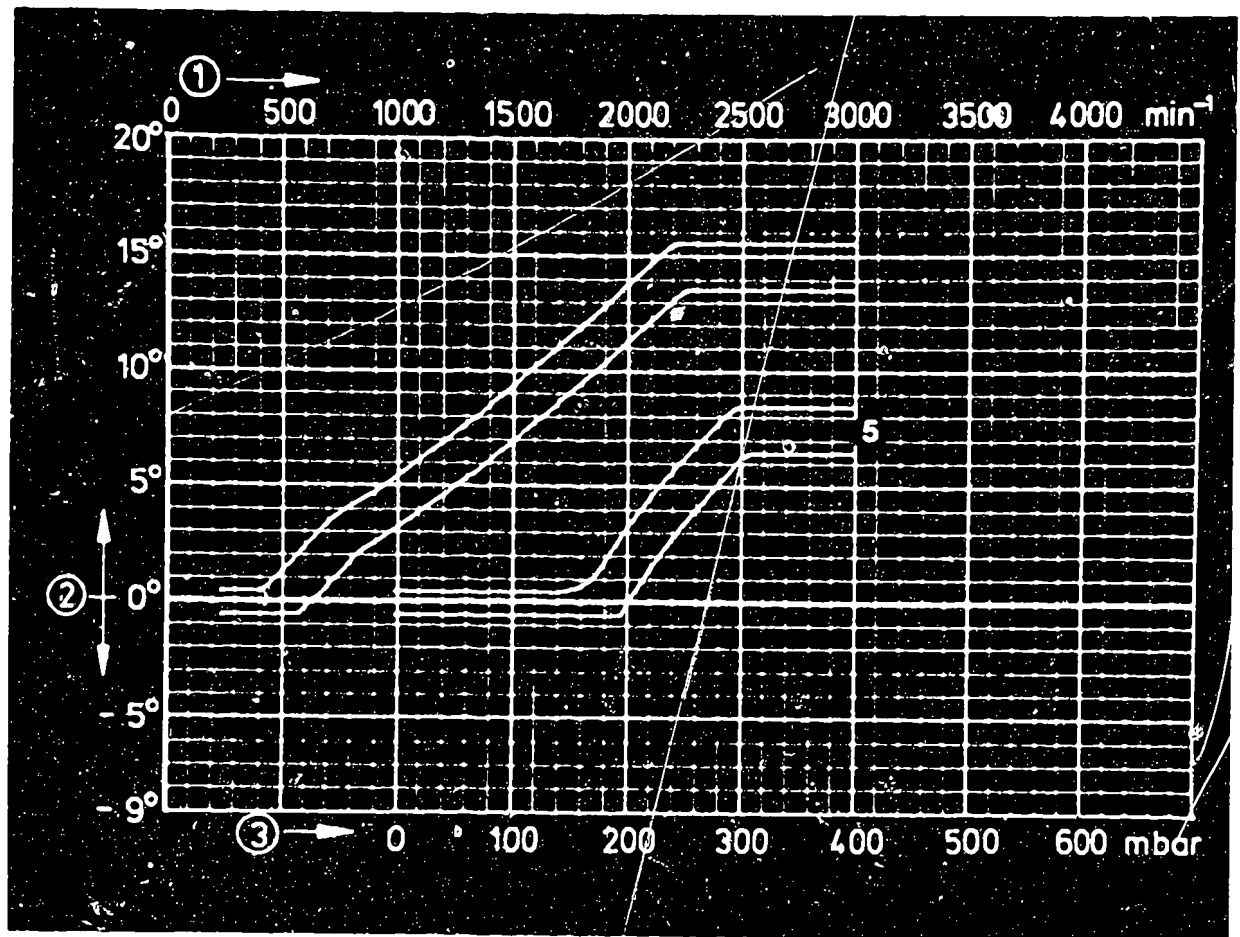
1 686 400 004

**F6**

Test specifications

Ignition distributors 0 237..





0 237 020 051/..052

1 = Distributor-shaft speed

2 = Distributor-shaft advance

3 = Negative gauge pressure (vacuum)

5 = Negative gauge pressure (vacuum) advance

Test adapter KDZV 7202

ZV-H

Addition to tolerance range

$\pm 0.5^\circ$  dist.  
shaft

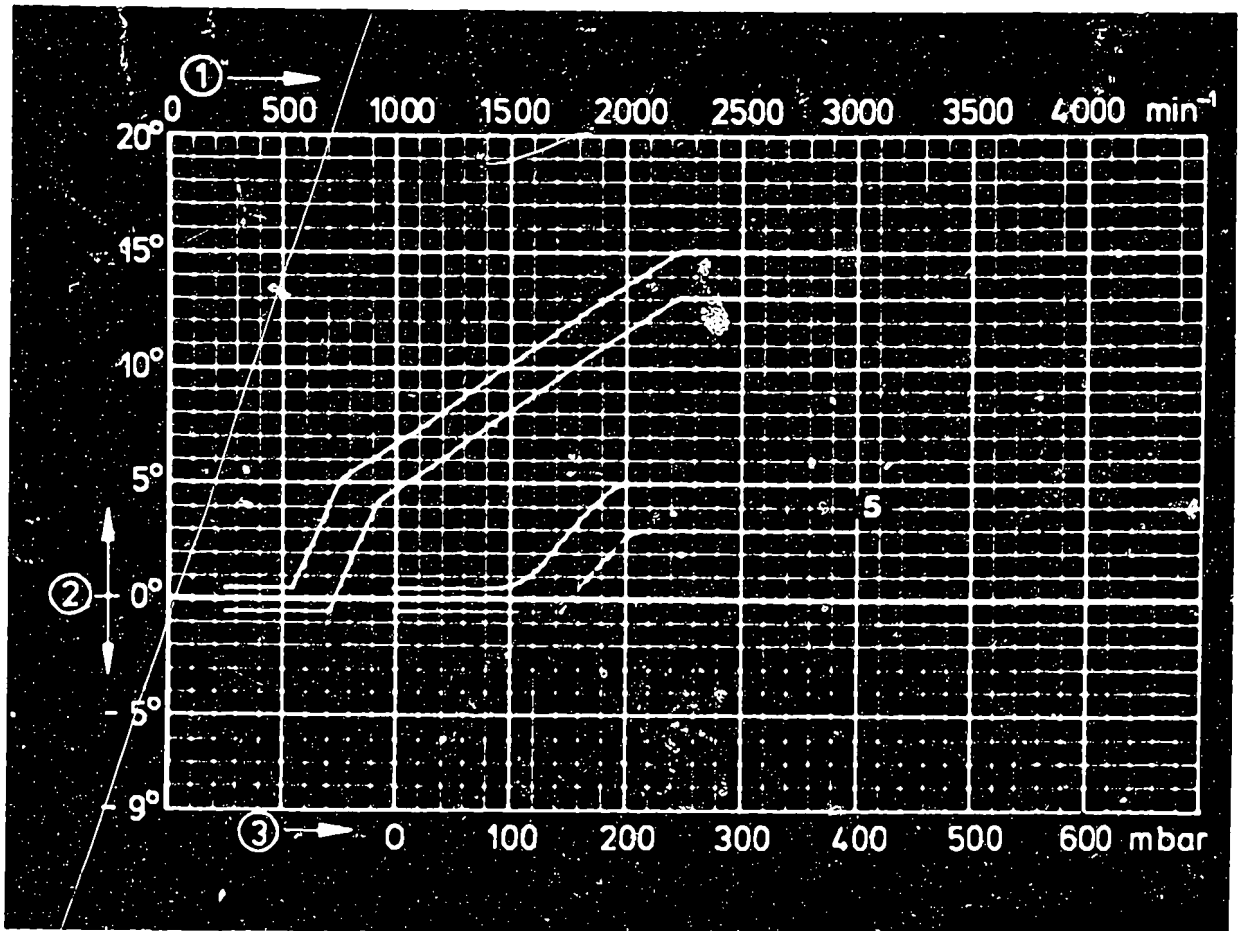
Repair and test instructions: W-237/500

**F7**

Test specifications

Ignition distributors 0 237..





0 237 021 003/..004

- 1 = Distributor-shaft speed
  - 2 = Distributor-shaft advance
  - 3 = Negative gauge pressure (vacuum)
  - 5 = Negative gauge pressure (vacuum) advance
- Test adapter KDZV 7202 ZV-H  
 Addition to tolerance range + 0.5° dist. shaft

Repair and test instructions: W-237/500

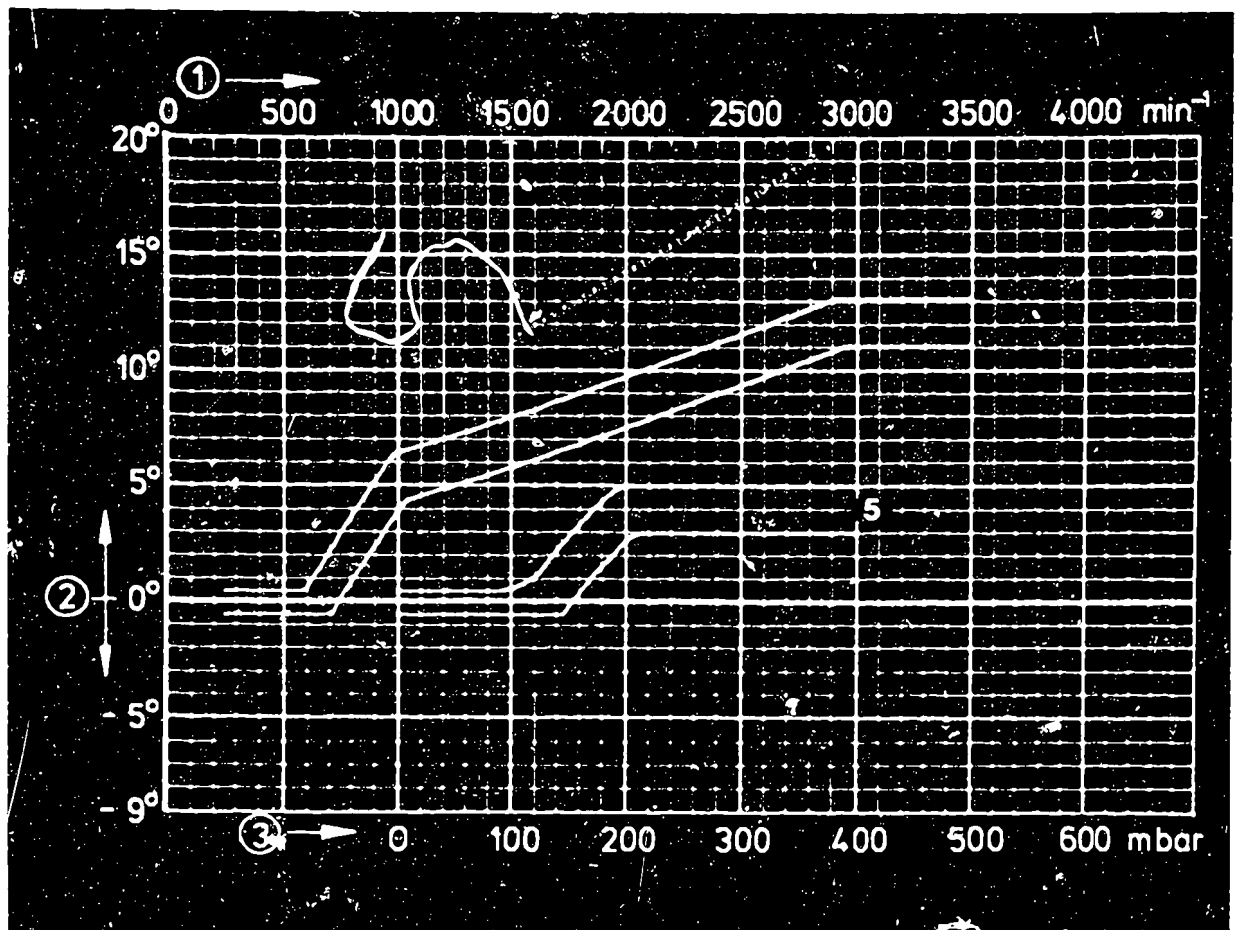
**F8**

Test specifications

Ignition distributors 0 237...







0 237 021 005

1 = Distributor-shaft speed

2 = Distributor-shaft advance

3 = Negative gauge pressure (vacuum)

5 = Negative gauge pressure (vacuum) advance

Test adapter KDZV 7202

ZV-H

Addition to tolerance range

± 0.5° dist.  
shaft

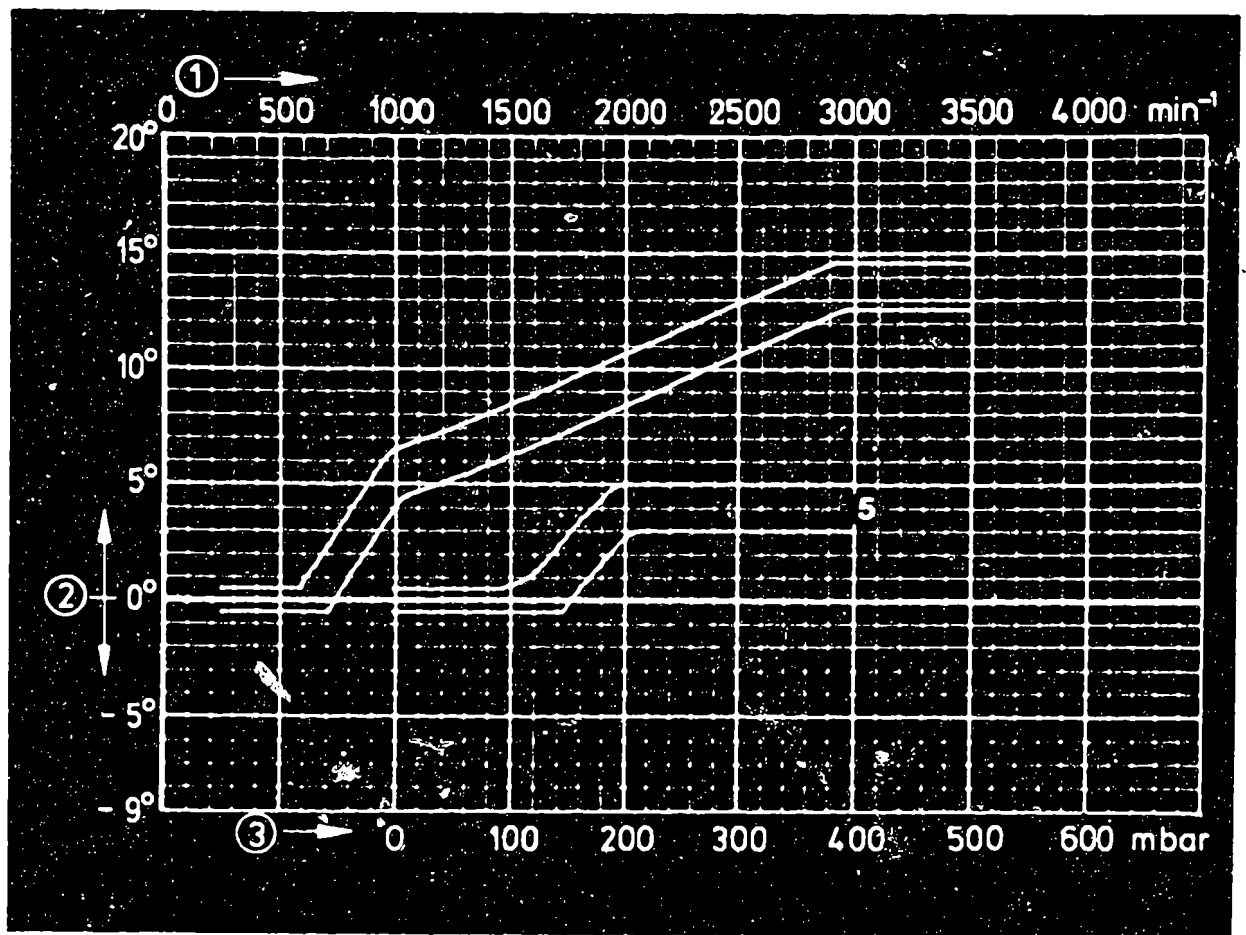
Repair and test instructions: W-237/ 500

**F9**

Test specifications

Ignition distributors 0 237..





0 237 021 005/..006

1 = Distributor-shaft speed

2 = Distributor-shaft advance

3 = Negative gauge pressure (vacuum)

5 = Negative gauge pressure (vacuum) advance

Test adapter KDZV 7202

ZV-H

Addition to tolerance range

± 0.5° dist.  
shaft

FD (date of manufacture)

149 →

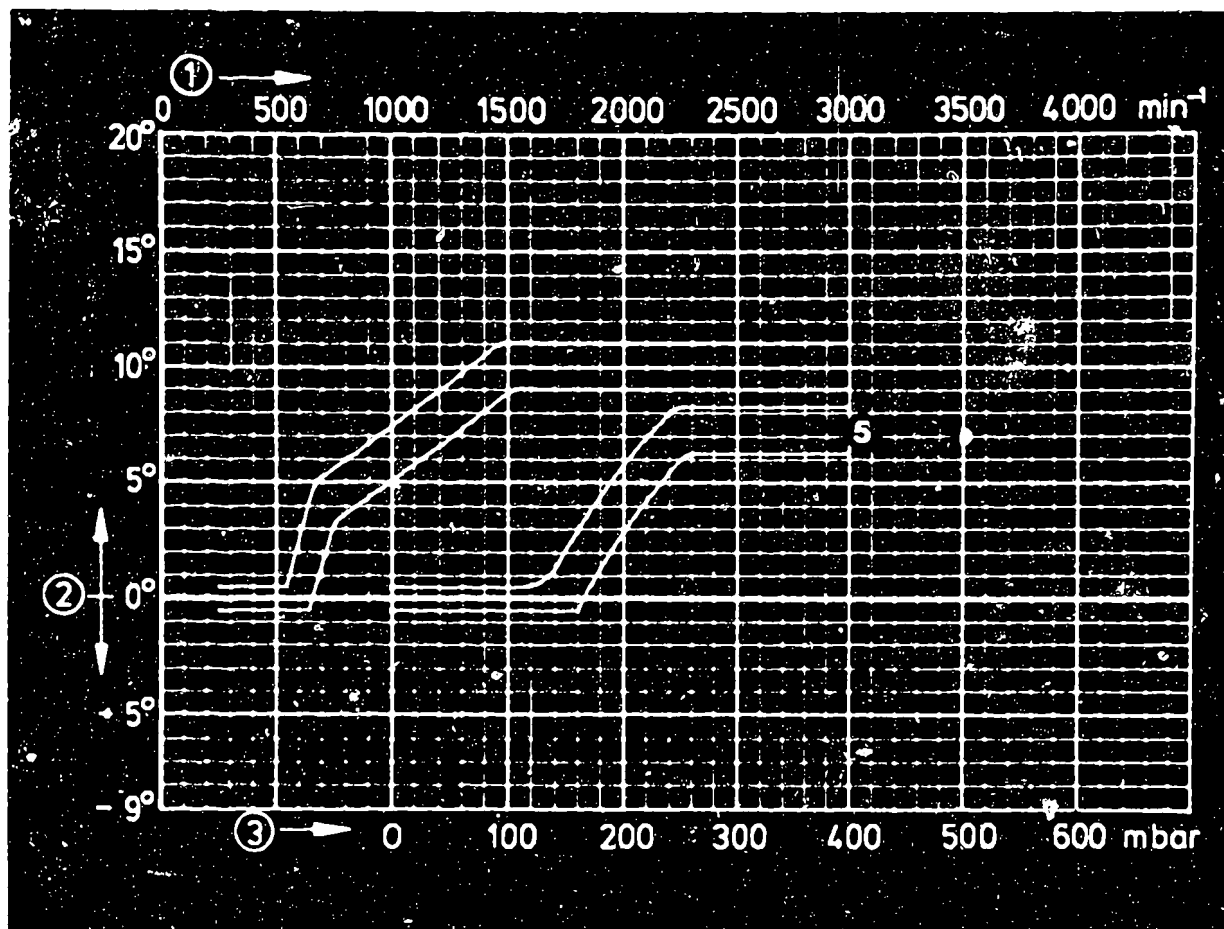
Repair and test instructions: W-237/ 500

**F10**

Test specifications

Ignition distributors 0 237..





0 237 021 009

1 = Distributor-shaft speed

2 = Distributor-shaft advance

3 = Negative gauge pressure (vacuum)

5 = Negative gauge pressure (vacuum) advance

Test adapter KDZV 7202

ZV-H

Addition to tolerance range

$\pm 0.5^\circ$  dist.  
shaft

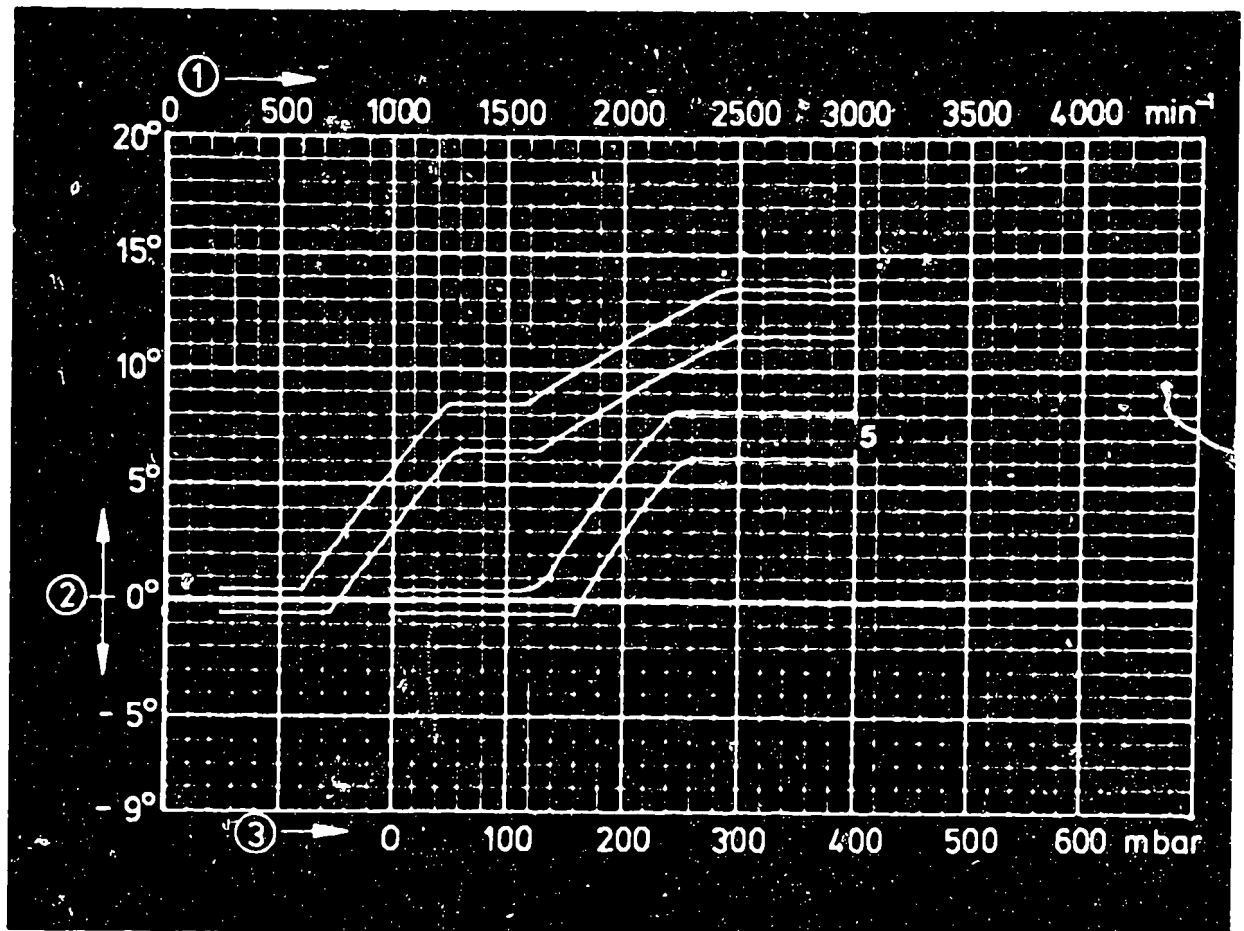
Repair and test instructions: W-237/500

**F11**

Test specifications

Ignition distributors 0 237..





0 237 021 010

1 = Distributor-shaft speed

2 = Distributor-shaft advance

3 = Negative gauge pressure (vacuum)

5 = Negative gauge pressure (vacuum) advance

Test adapter KDZV 7202

ZV-H

Addition to tolerance range


$\pm 0.5^{\circ}$  dist.  
shaft

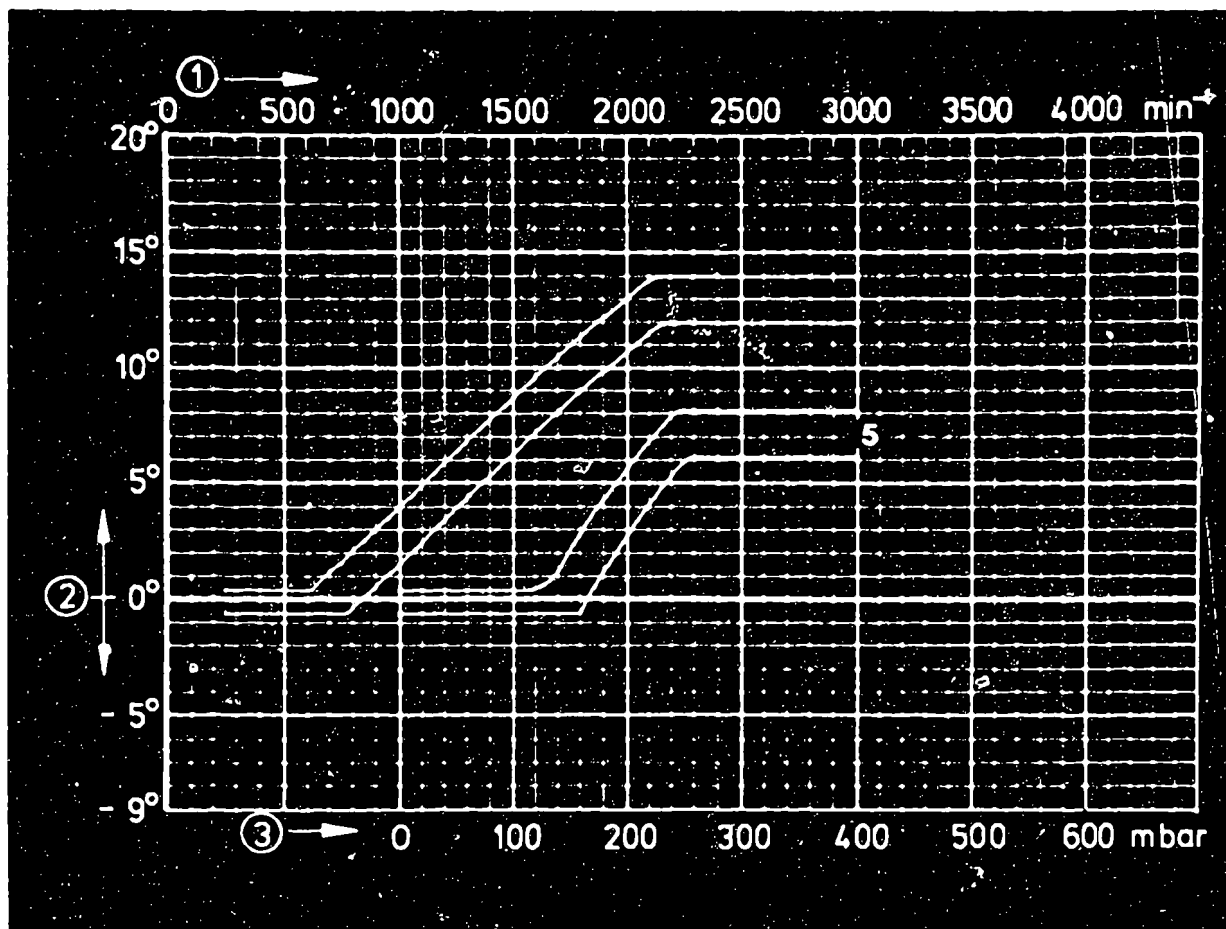
Repair and test instructions: W-237/500

**F12**

Test specifications

Ignition distributors 0 237..





0 237 021 012

- 1 = Distributor-shaft speed
- 2 = Distributor-shaft advance
- 3 = Negative gauge pressure (vacuum)
- 5 = Negative gauge pressure (vacuum) advance
- Test adapter KDZV 7202 ZV-H
- Addition to tolerance range  $\pm 0.5^\circ$  dist. shaft

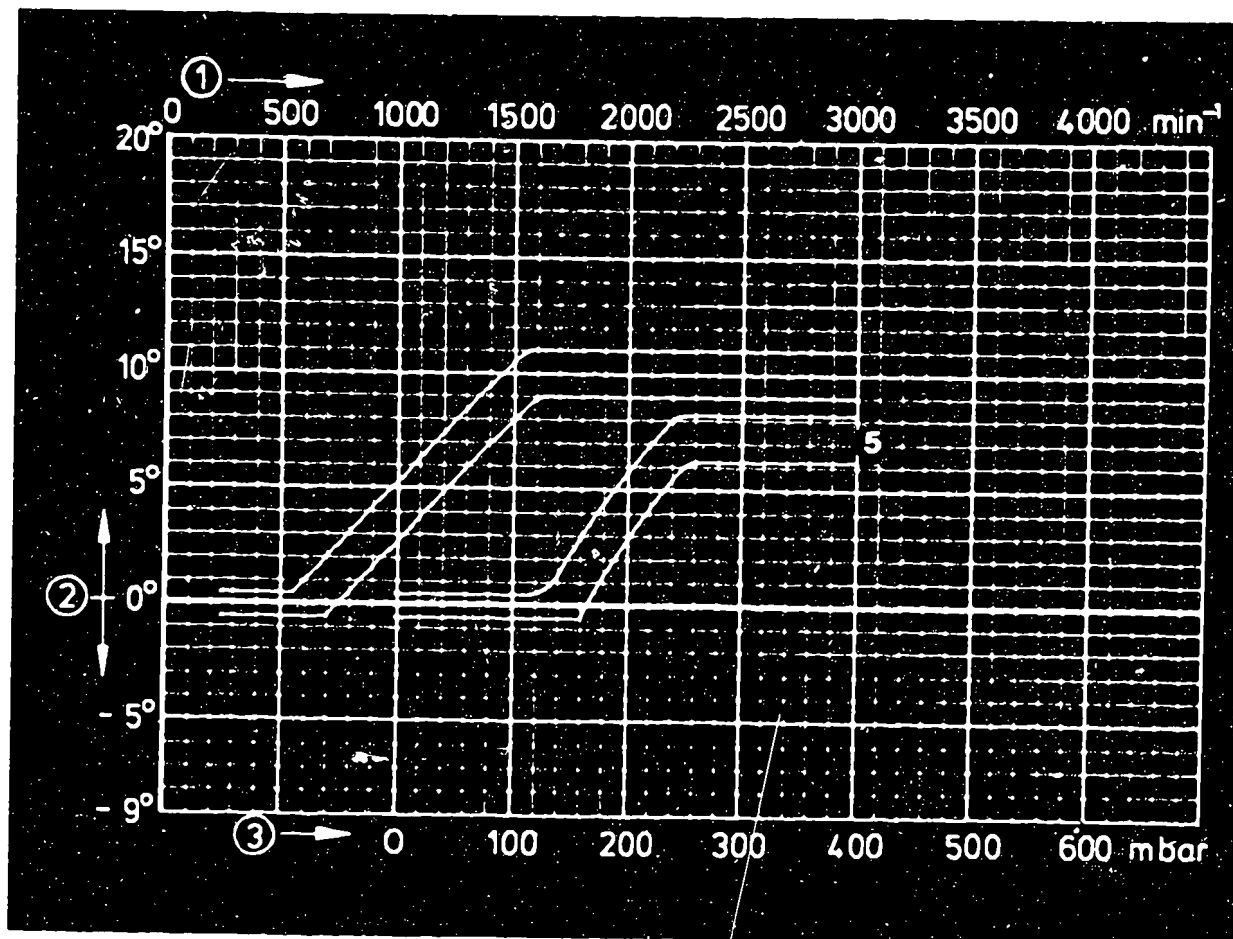
Repair and test instructions: W-237/ 500

**F13**

Test specifications

Ignition distributors 0 237..





0 237 021 013

- 1 = Distributor-shaft speed
- 2 = Distributor-shaft advance
- 3 = Negative gauge pressure (vacuum)
- 5 = Negative gauge pressure (vacuum) advance
- Test adapter KDZV 7202
- Addition to tolerance range
- ZV-H
- $\pm 0.5^{\circ}$  dist. shaft

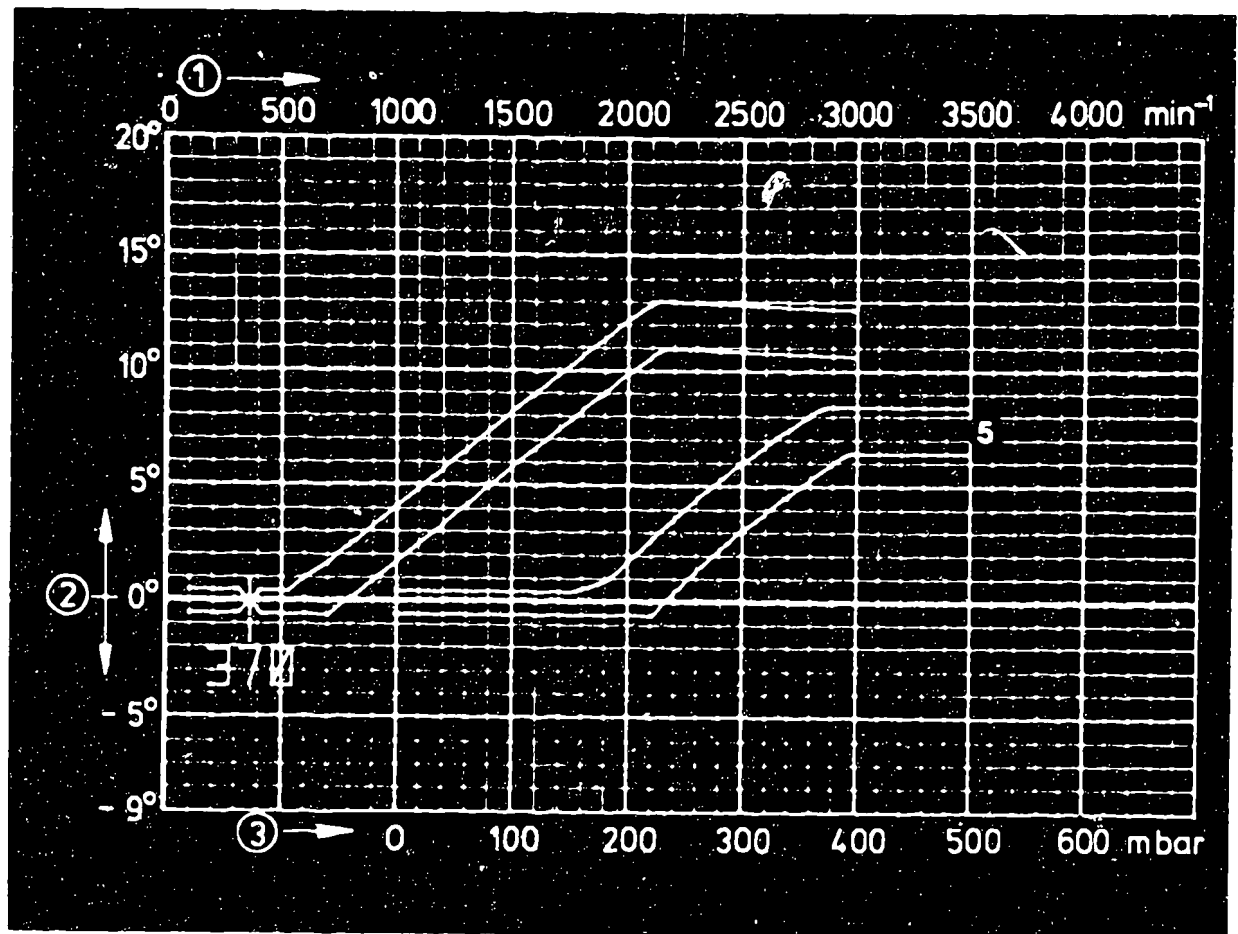
Repair and test instructions: W-237/500

**F14**

Test specifications

Ignition distributors 0 237..





0 237 021 014

1 = Distributor-shaft speed

2 = Distributor-shaft advance

3 = Negative gauge pressure (vacuum)

5 = Negative gauge pressure (vacuum) advance

Test adapter KDZV 7202

ZV-H

Addition to tolerance range

$\pm 0.5^\circ$  dist.  
shaft

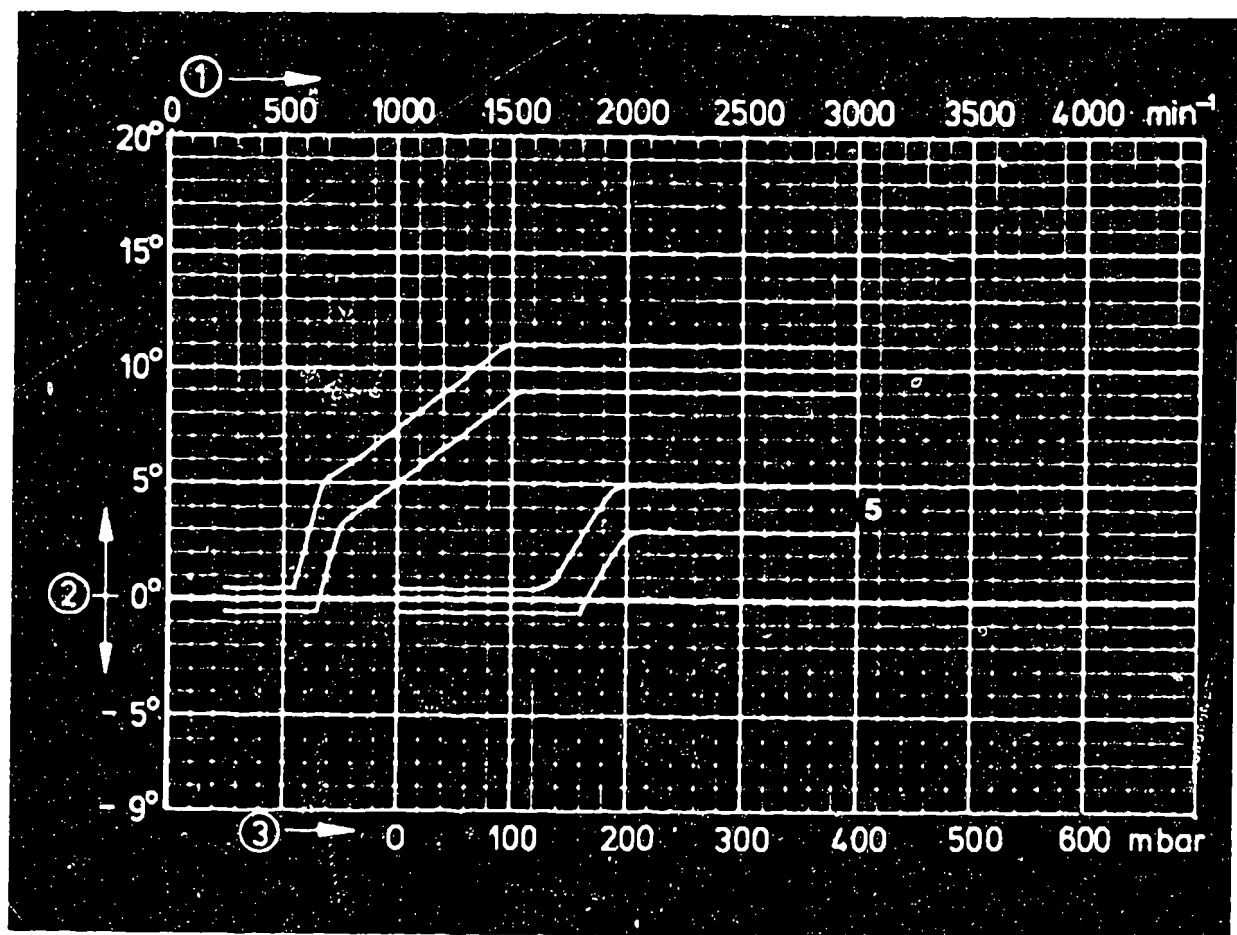
Repair and test instructions: W-237/500

**F15**

Test specifications

Ignition distributors 0 237..





0 237 021 015

1 = Distributor-shaft speed

2 = Distributor-shaft advance

3 = Negative gauge pressure (vacuum)

5 = Negative gauge pressure (vacuum) advance

Test adapter KDZV 7202

ZV-H

Addition to tolerance range

$\pm 0.5^\circ$  dist.  
shaft

Repair and test instructions: W-237/500

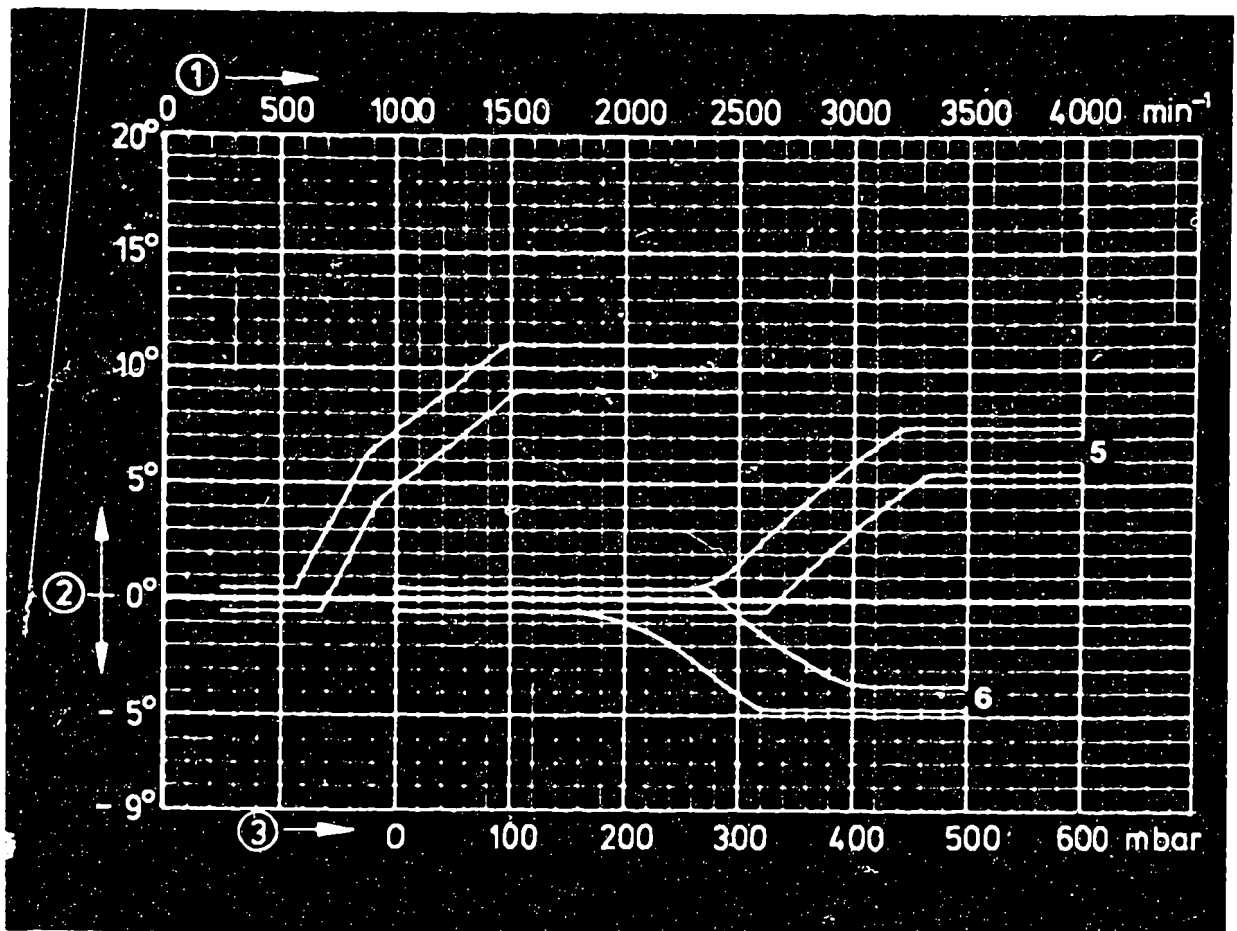
**F16**

Test specifications

Ignition distributors 0 237..







0 237 022 007/..008

- 1 = Distributor-shaft speed
  - 2 = Distributor-shaft advance
  - 3 = Negative gauge pressure (vacuum)
  - 5 = Negative gauge pressure (vacuum) advance
  - 6 = Negative gauge pressure (vacuum) retard
- Test adapter KDZV 7202 ZV-H  
 Addition to tolerance range  $\pm 0.5^\circ$  dist. shaft

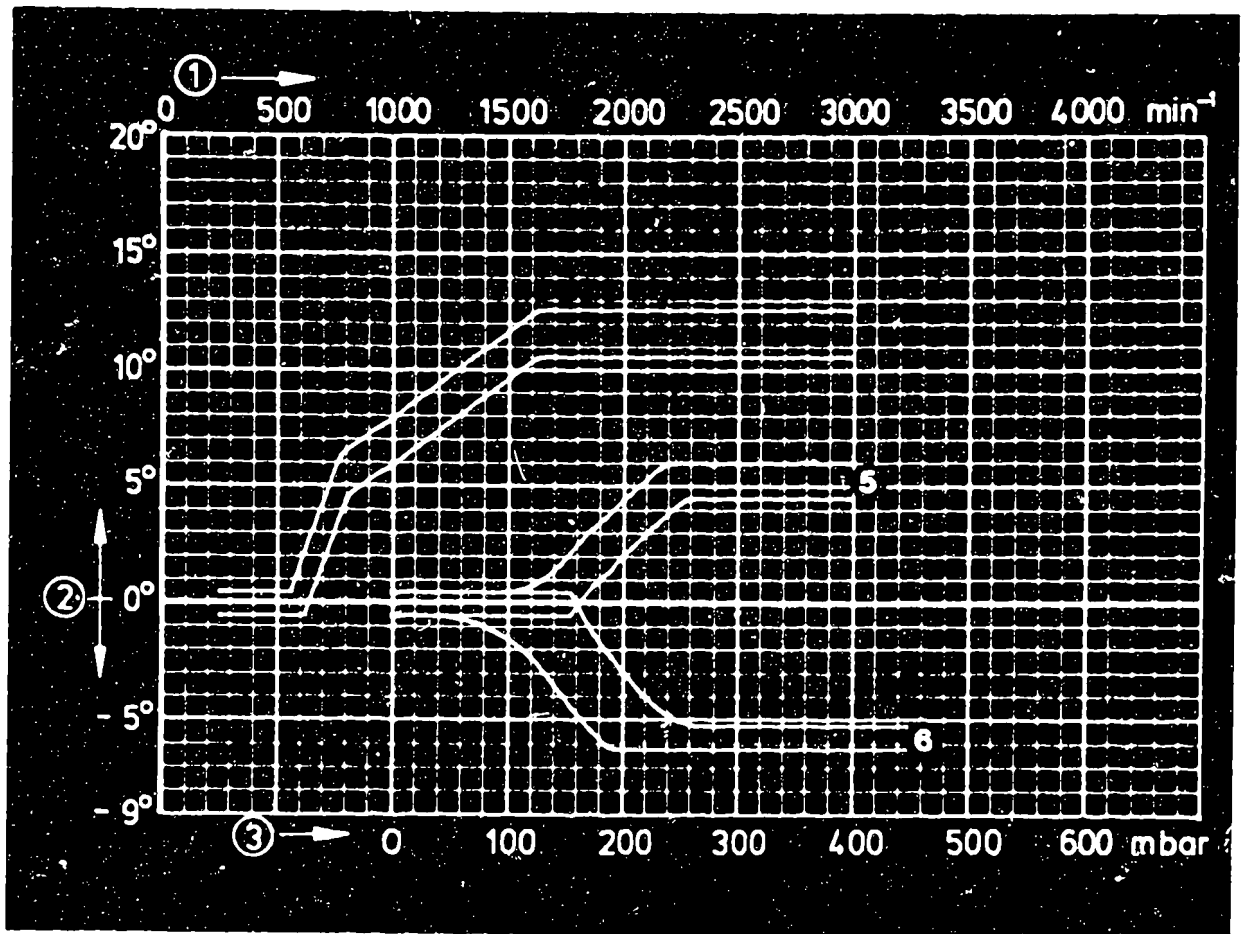
Repair and test instructions: W-237/500

**F17**

Test specifications

Ignition distributors 0 237..





0 237 022 009/..010

1 = Distributor-shaft speed

2 = Distributor-shaft advance

3 = Negative gauge pressure (vacuum)

5 = Negative gauge pressure (vacuum) advance

6 = Negative gauge pressure (vacuum) retard

Test adapter KDZV 7202

ZV-H

Addition to tolerance range

$\pm 0.5^\circ$  dist.  
shaft

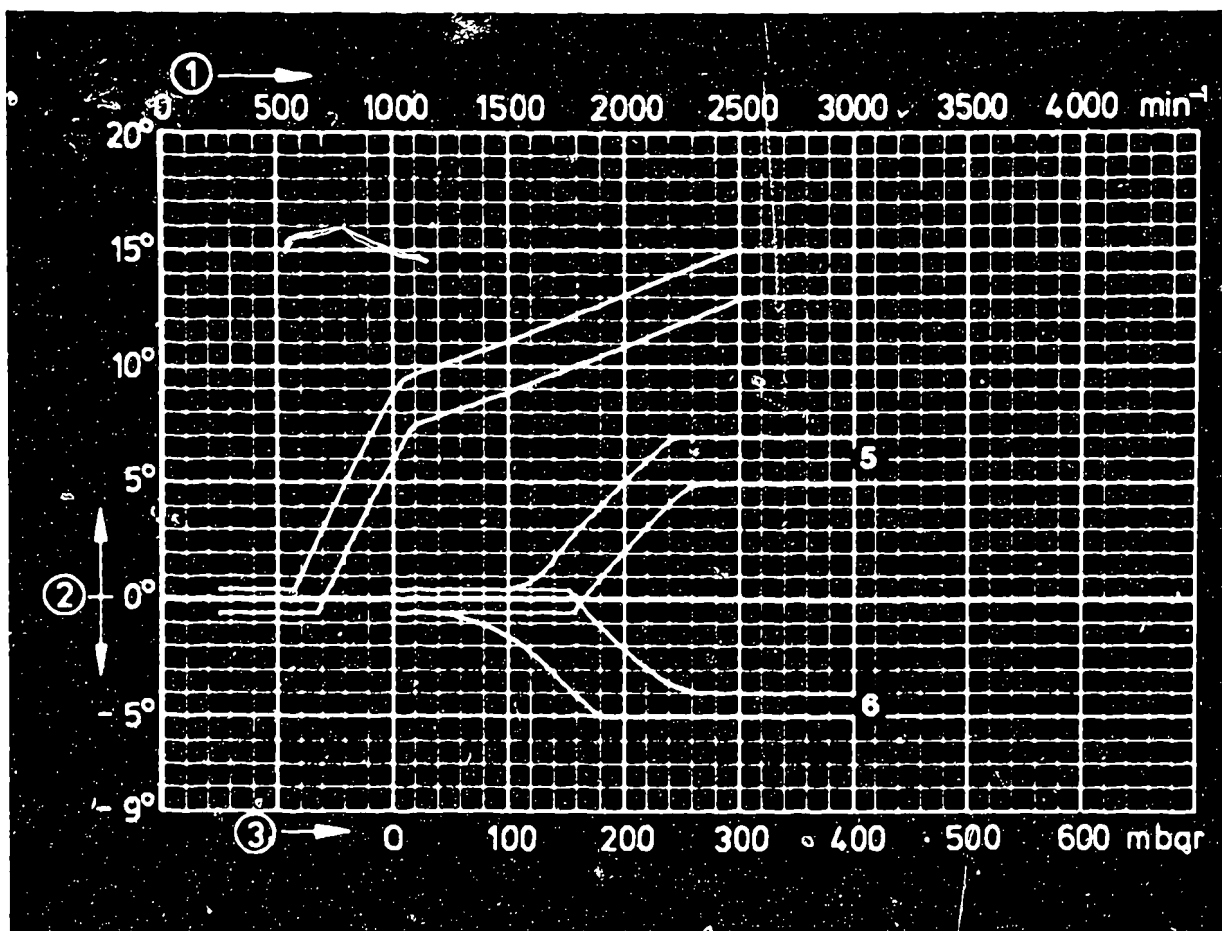
Repair and test instructions: W-237/ 500

**F18**

Test specifications

Ignition distributors 0 237..





0 237 022 013/..014

1 = Distributor-shaft speed

2 = Distributor-shaft advance

3 = Negative gauge pressure (vacuum)

5 = Negative gauge pressure (vacuum) advance

6 = Negative gauge pressure (vacuum) retard

Test adapter KDZV 7202

Addition to tolerance range

ZV-H

$\pm 0.5^\circ$  dist.  
shaft

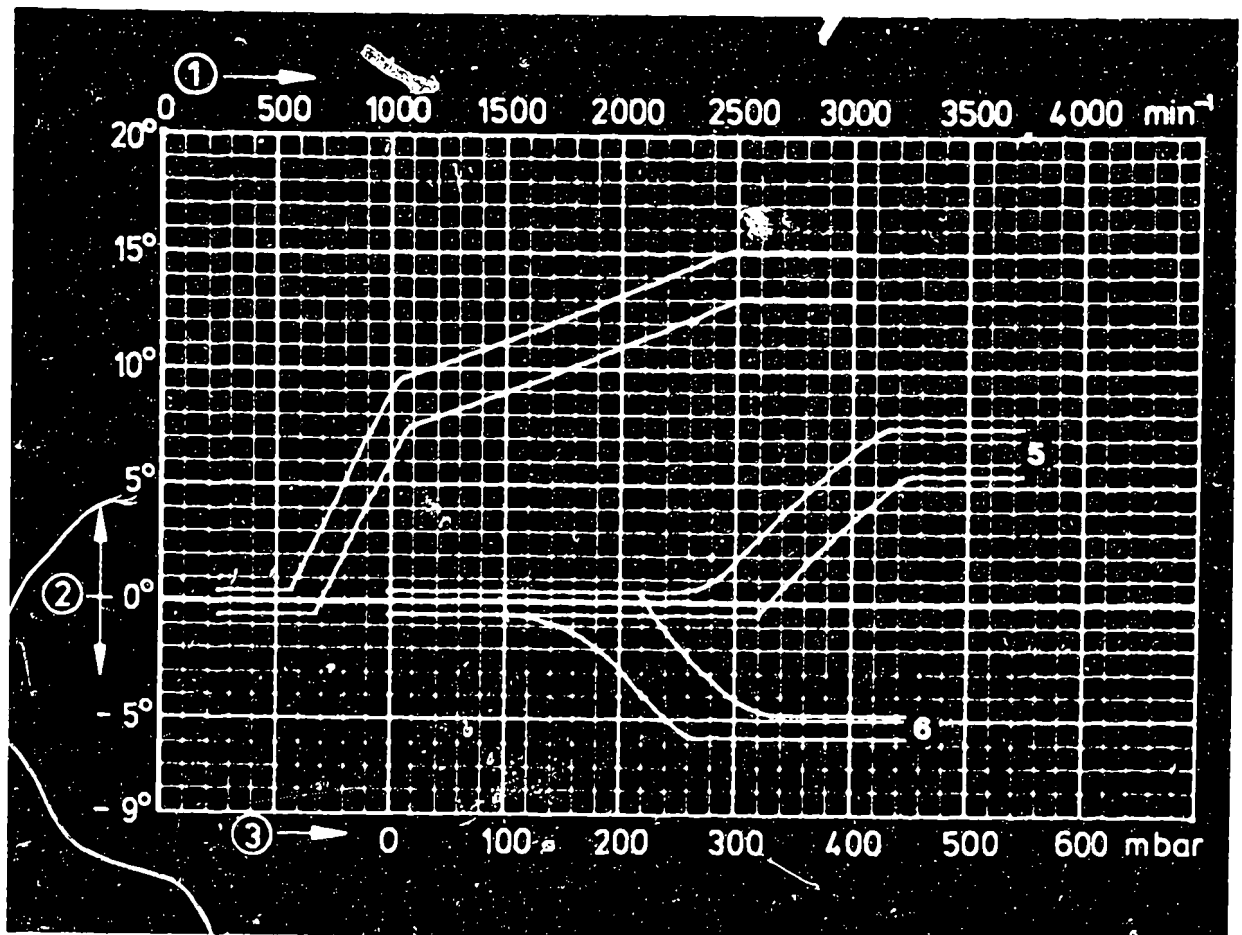
Repair and test instructions: W-237/500

**F19**

Test specifications

Ignition distributors 0 237..





0 237 022 015/..016

1 = Distributor-shaft speed

2 = Distributor-shaft advance

3 = Negative gauge pressure (vacuum)

5 = Negative gauge pressure (vacuum) advance

6 = Negative gauge pressure (vacuum) retard

Test adapter KDZV 7202

ZV-H

Addition to tolerance range

=  $0.5^{\circ}$  dist.  
shaft

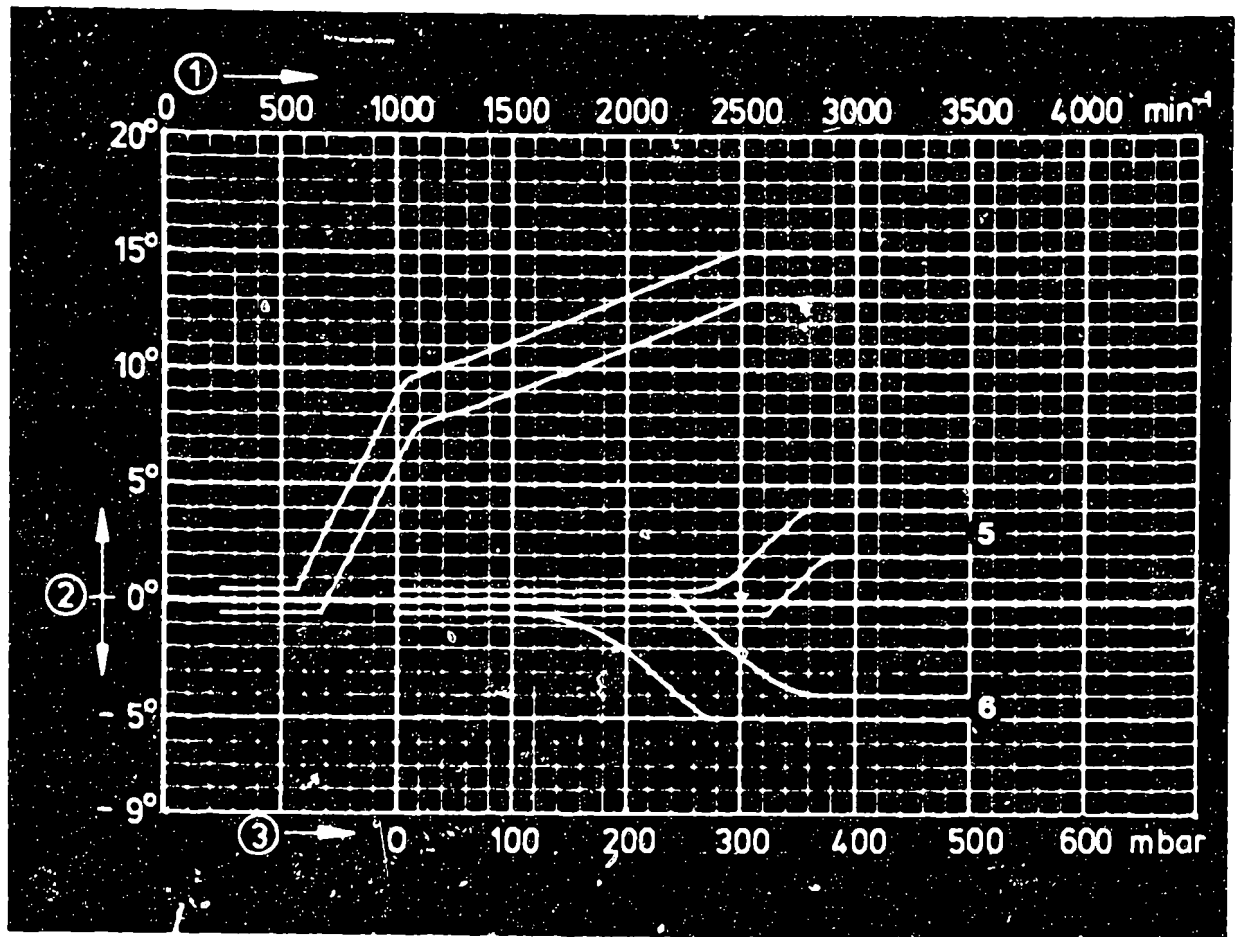
Repair and test instructions: W-237/500

**F20**

Test specifications

Ignition distributors 0 237..





0 237 022 017/..018

1 = Distributor-shaft speed

2 = Distributor-shaft advance

3 = Negative gauge pressure (vacuum)

5 = Negative gauge pressure (vacuum) advance

6 = Negative gauge pressure (vacuum) retard

Test adapter KDZV 7202

ZV-H

Addition to tolerance range

$\pm 0.5^\circ$  dist.  
shaft

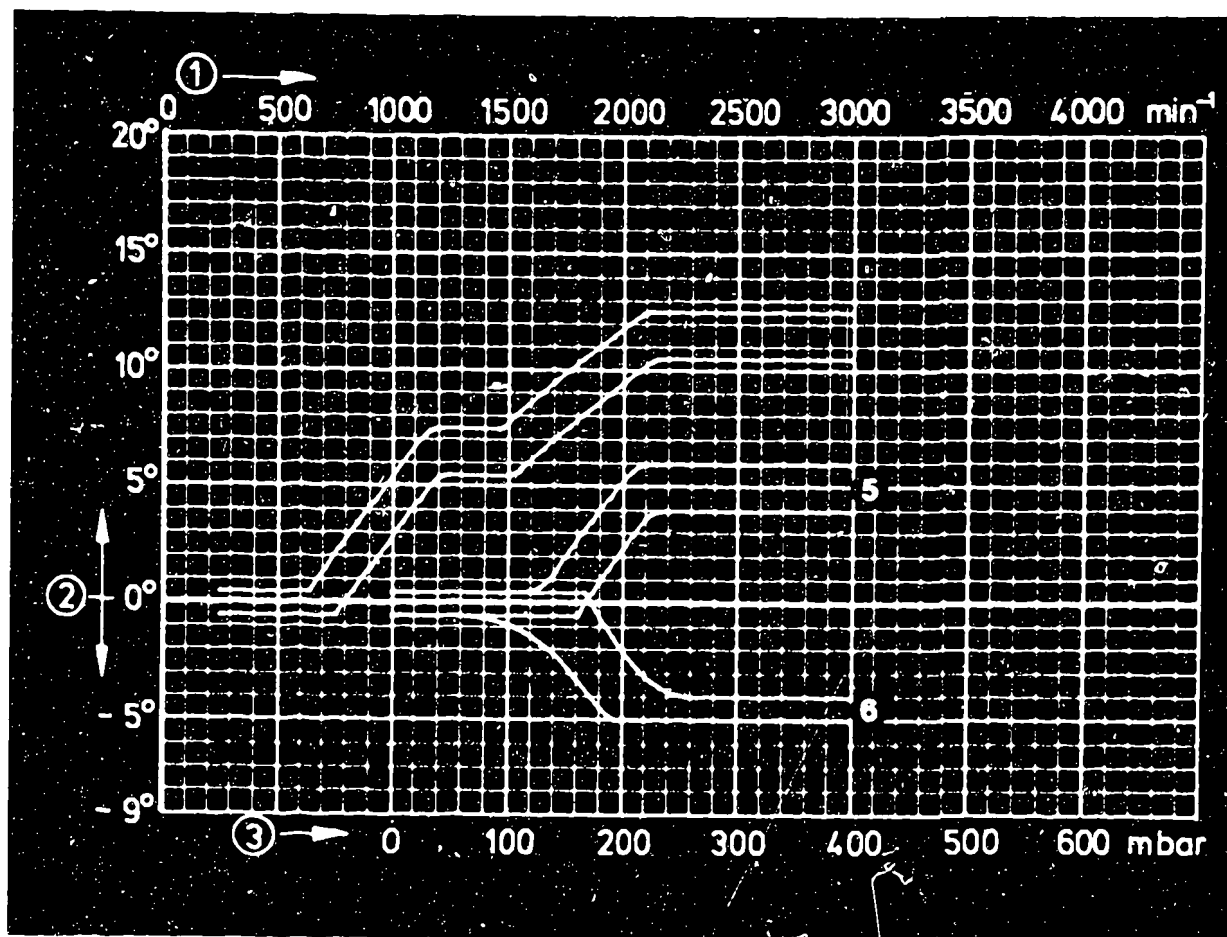
Repair and test instructions: W-237/500

**F21**

Test specifications

Ignition distributors 0 237..





0 237 022 019/..020

1 = Distributor-shaft speed

2 = Distributor-shaft advance

3 = Negative gauge pressure (vacuum)

5 = Negative gauge pressure (vacuum) advance

6 = Negative gauge pressure (vacuum) retard

Test adapter KDZV 7202

ZV-H

Addition to tolerance range

± 0.5° dist.  
shaft

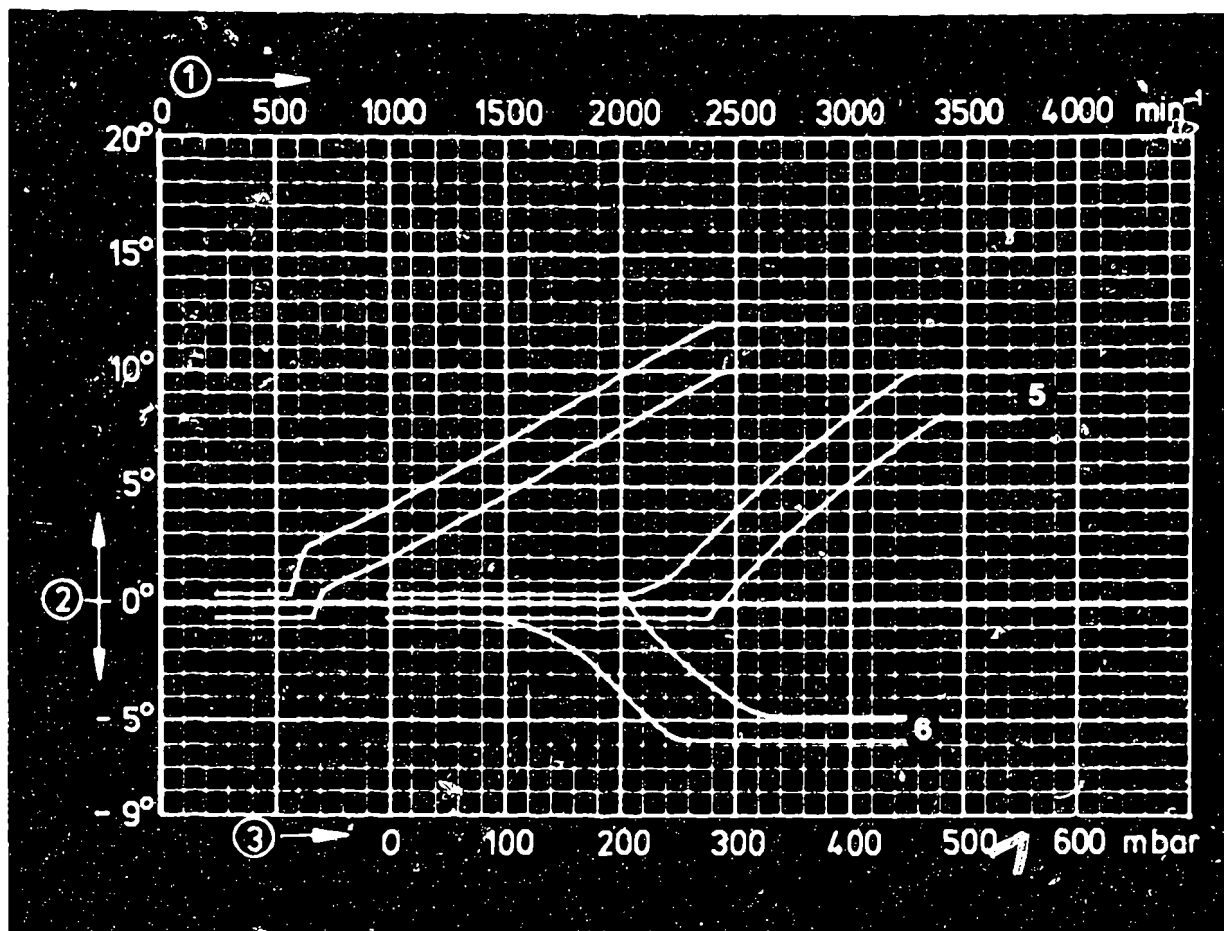
Repair and test instructions: W-237/500

**F22**

Test specifications

Ignition distributors 0 237..





0 237 022 021/..022

1 = Distributor-shaft speed

2 = Distributor-shaft advance

3 = Negative gauge pressure (vacuum)

5 = Negative gauge pressure (vacuum) advance

6 = Negative gauge pressure (vacuum) retard

Test adapter KDZV 7202

ZV-H

Addition to tolerance range

$\pm 0.5^\circ$  dist.  
shaft

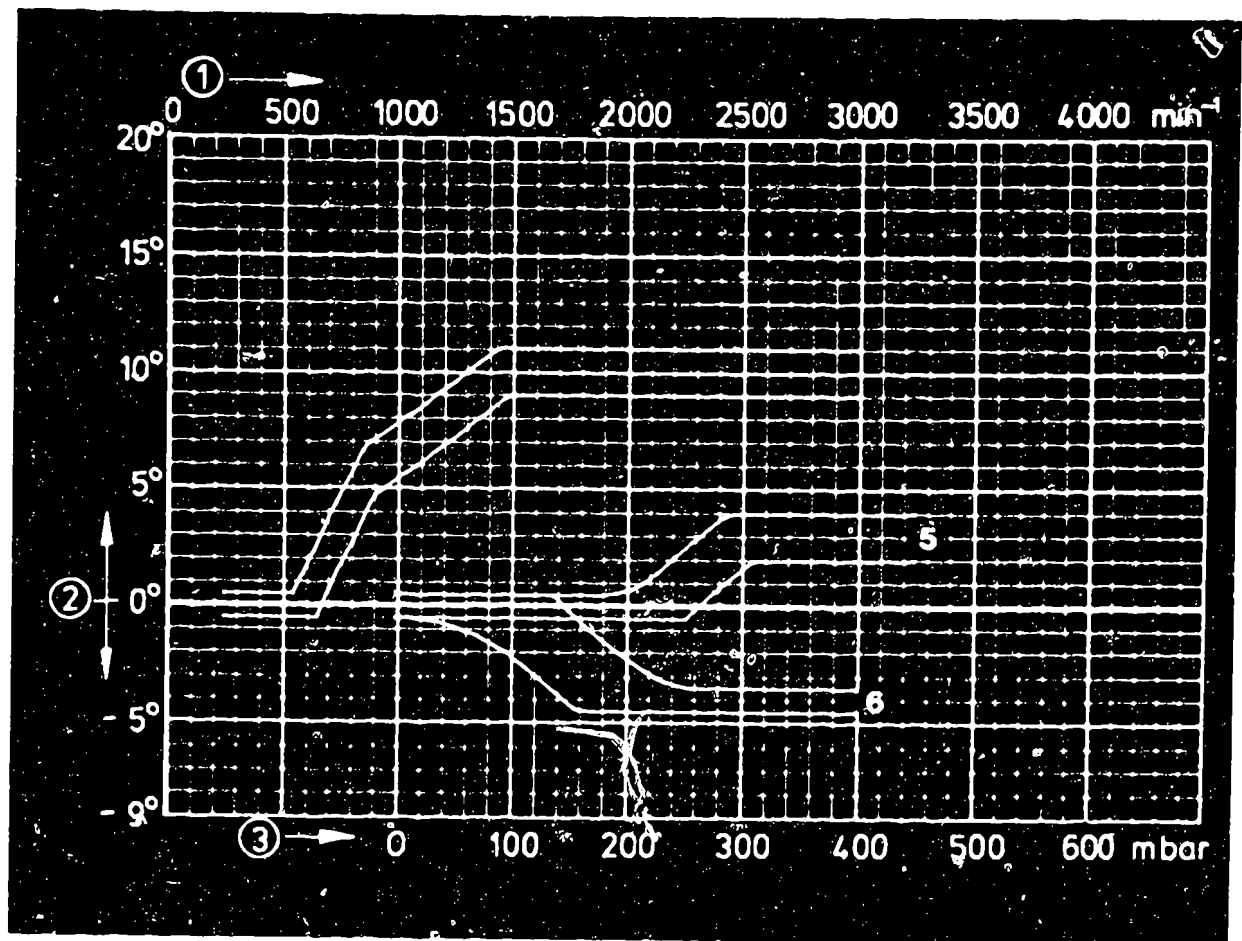
Repair and test instructions: W-237/ 500

**F23**

Test specifications

Ignition distributors 0 237..





0 237 022 023/..024

- 1 = Distributor-shaft speed
  - 2 = Distributor-shaft advance
  - 3 = Negative gauge pressure (vacuum)
  - 5 = Negative gauge pressure (vacuum) advance
  - 6 = Negative gauge pressure (vacuum) retard
- Test adapter KDZV 7202 ZV-H  
 Addition to tolerance range ± 0.5° dist. shaft

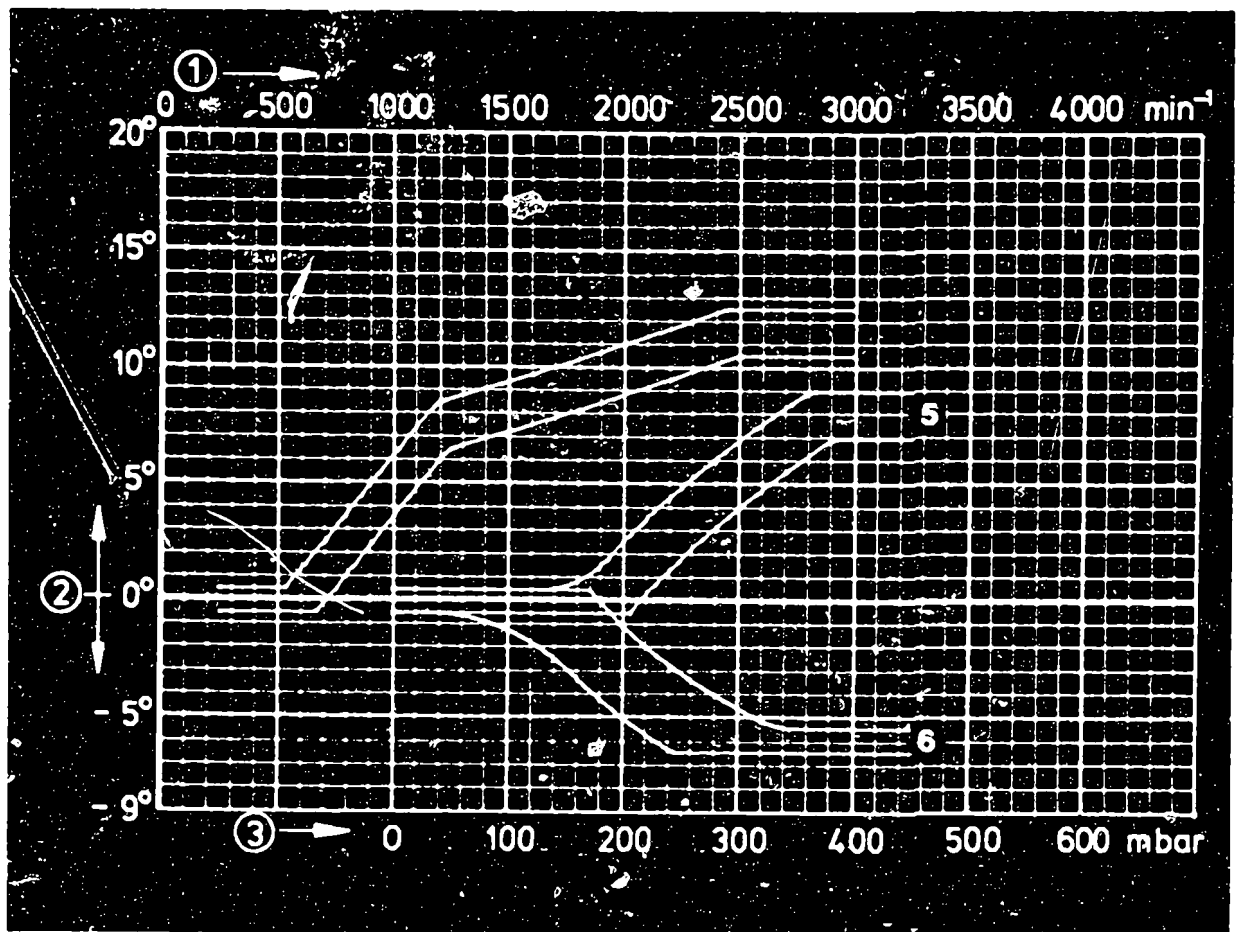
Repair and test instructions: W-237/ 500

**F24**

Test specifications  
 Ignition distributors 0 237..







0 237 023 001/002

- 1 = Distributor-shaft speed
- 2 = Distributor-shaft advance
- 3 = Negative gauge pressure (vacuum)
- 5 = Negative gauge pressure (vacuum) advance
- 6 = Negative gauge pressure (vacuum) retard

Test adapter KDZV 7202

Addition to tolerance range

Cut-out speed of limiter

ZV-H

± 0.5° dist.  
shaft

3380 to 3590  
min<sup>-1</sup>

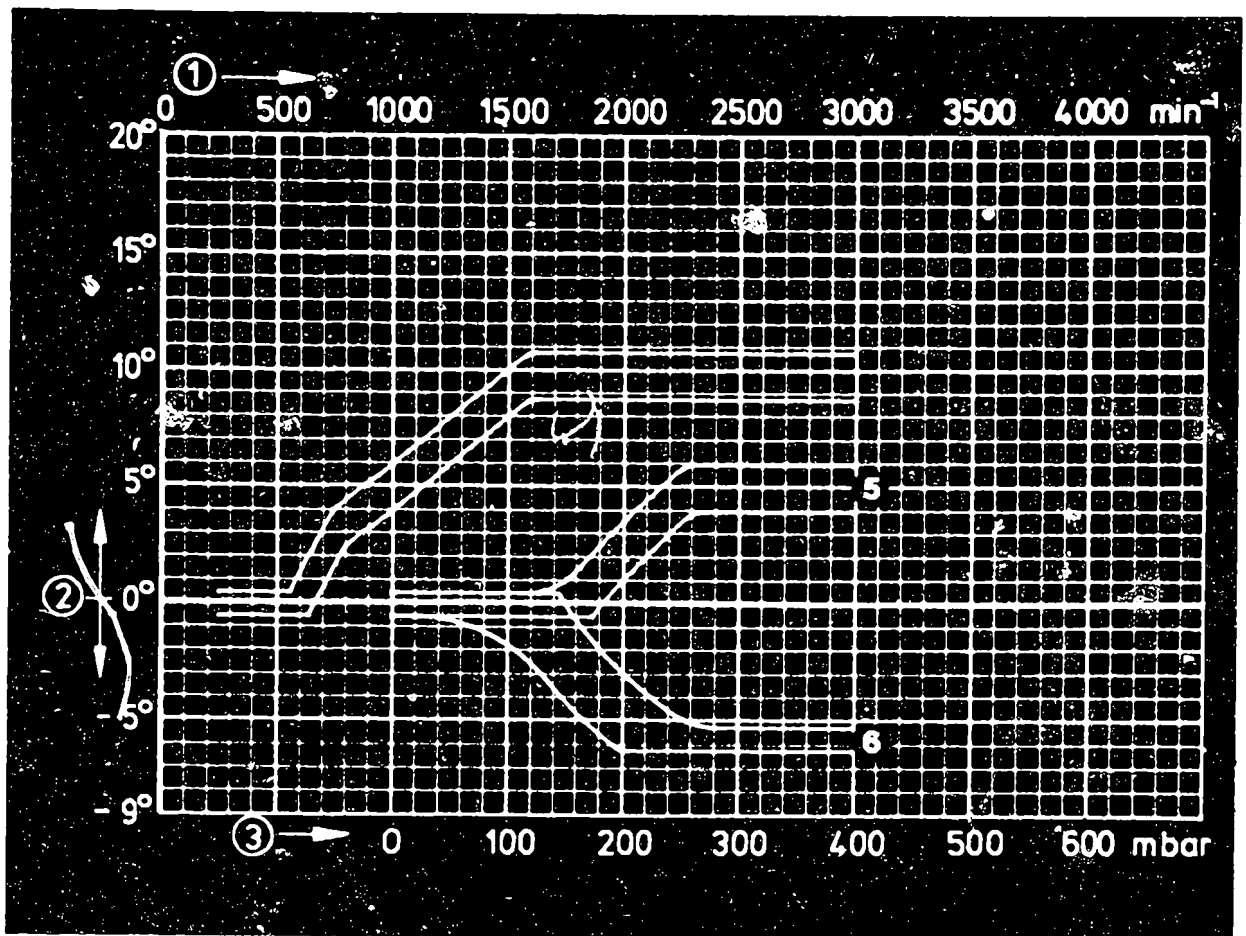
Repair and test instructions: W-237/500

**G1**

Test specifications

Ignition distributors 0 237..





0 237 023 005/..006

- 1 = Distributor-shaft speed
- 2 = Distributor-shaft advance
- 3 = Negative gauge pressure (vacuum)
- 5 = Negative gauge pressure (vacuum) advance
- 6 = Negative gauge pressure (vacuum) retard

Test adapter KDZV 7202

Addition to tolerance range

Cut-out speed of limiter

ZV-H

± 0.5° dist.  
shaft

2350 to 2500  
min<sup>-1</sup>

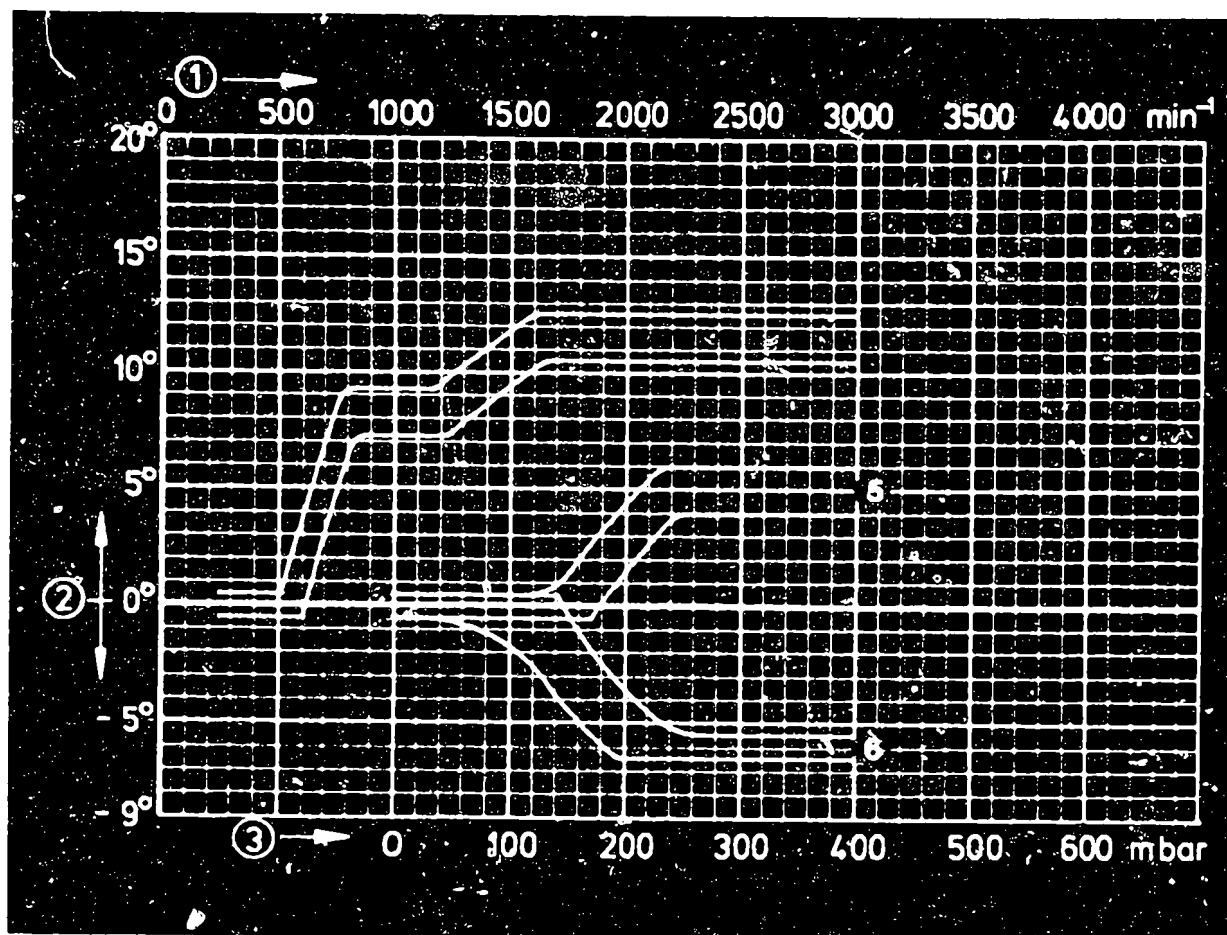
Repair and test instructions: W-237/500

**G2**

Test specifications

Ignition distributors 0 237..





0 237 023 009/..010

- 1 = Distributor-shaft speed
- 2 = Distributor-shaft advance
- 3 = Negative gauge pressure (vacuum)
- 5 = Negative gauge pressure (vacuum) advance
- 6 = Negative gauge pressure (vacuum) retard

Test adapter KDZV 7202

ZV-H

Addition to tolerance range

$\pm 0.5^\circ$  dist.  
shaft

Cut-out speed of limiter

2640 to 2810  
 $\text{min}^{-1}$

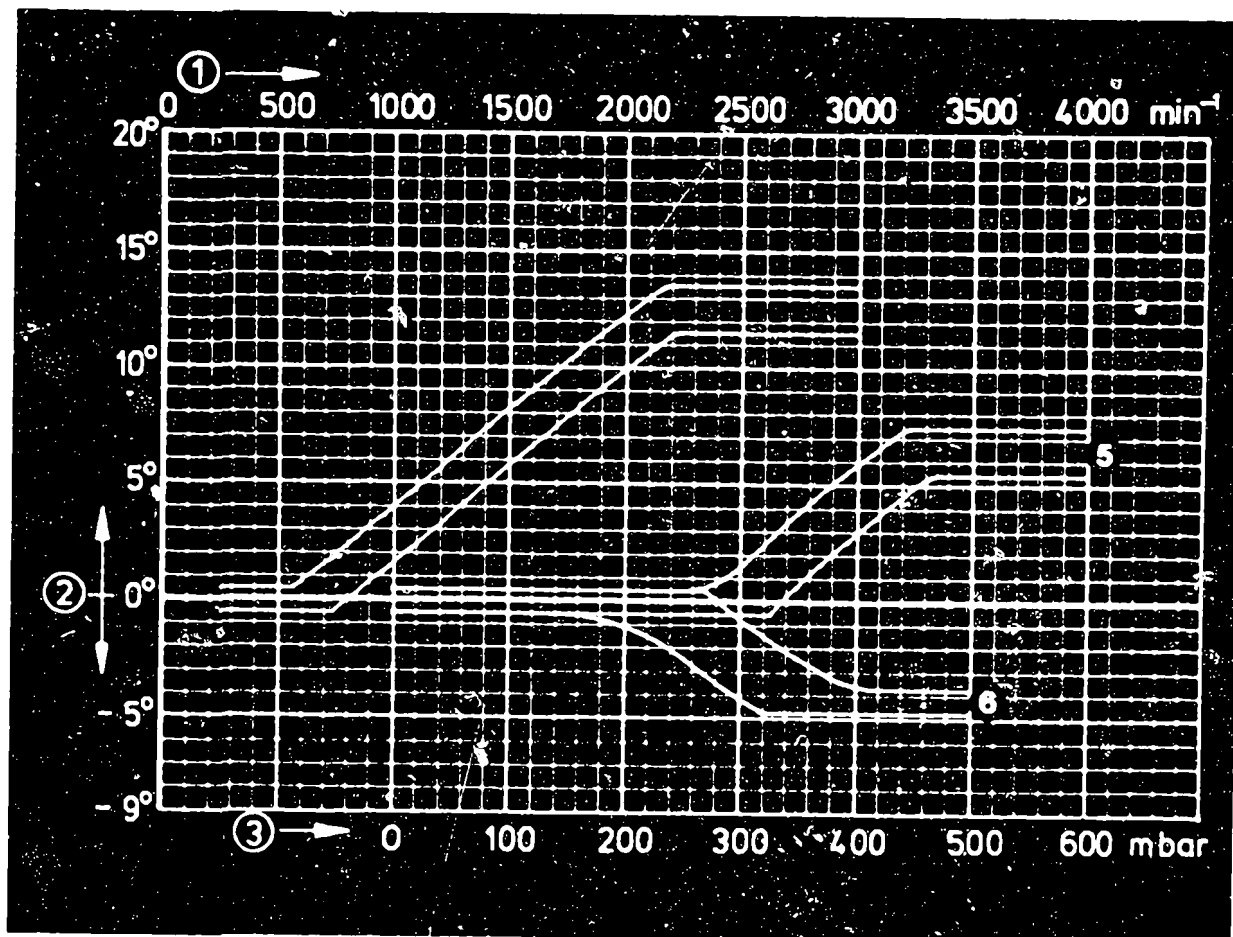
Repair and test instructions: W-237/500

**G3**

Test specifications

Ignition distributors 0 237..





0 237 023 011/..012

1 = Distributor-shaft speed  
 2 = Distributr-shaft advance

3 = Negative gauge pressure (vacuum)

5 = Negative gauge pressure (vacuum) advance

6 = Negative gauge pressure (vacuum) retard

Test adapter KDZV 7202

ZV-H

Addition to tolerance range

= 0.5° dist.  
shaft

Cut-out speed of limiter

3110 to 3300  
min<sup>-1</sup>

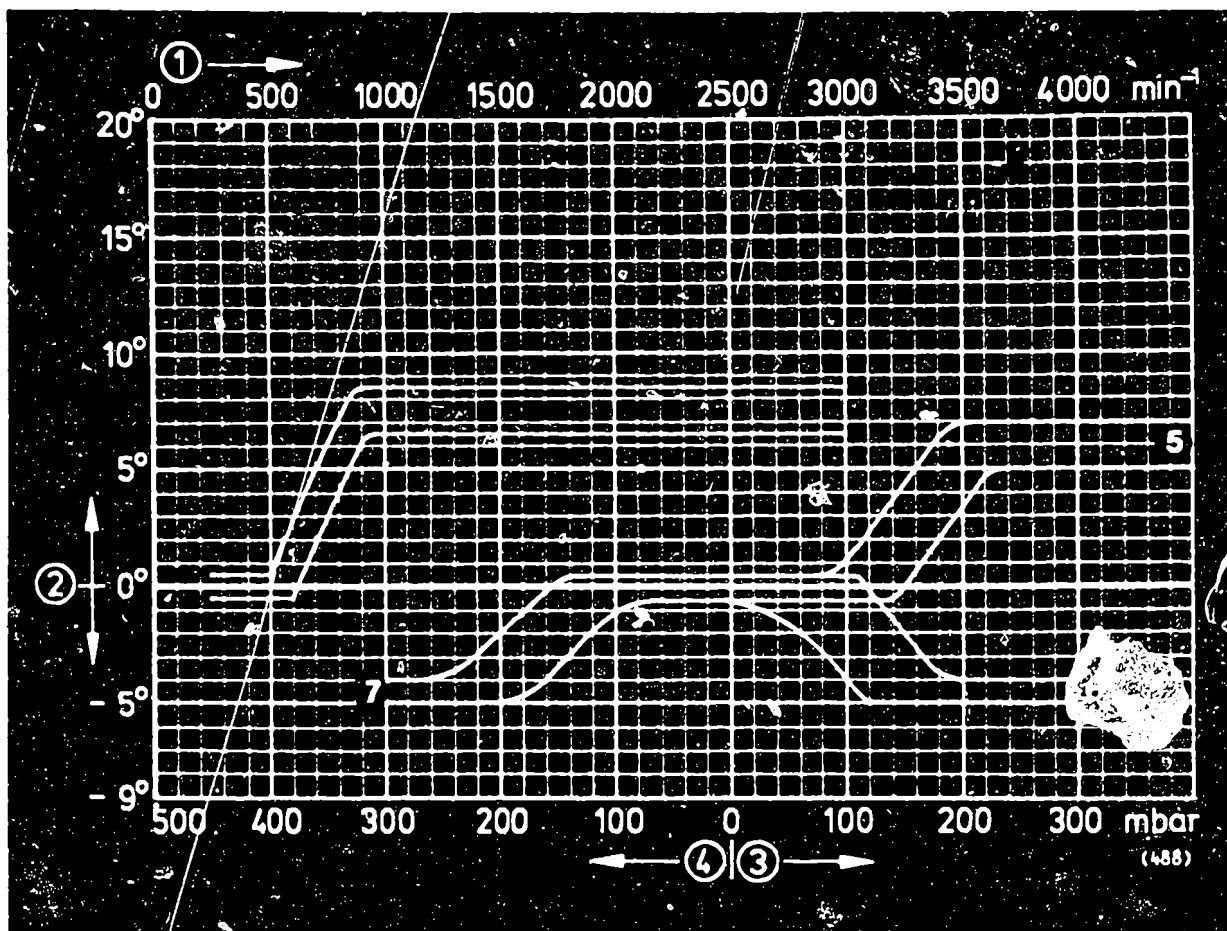
Repair and test instructions: W-237/500

**G4**

Test specifications

Ignition distributors 0 237..





0 237 025 001/..002

- 1 = Distributor-shaft speed
- 2 = Distributor-shaft advance
- 3 = Negative gauge pressure (vacuum)
- 4 = Gauge pressure
- 5 = Negative gauge pressure (vacuum) advance
- 6 = Negative gauge pressure (vacuum) retard
- 7 = Gauge pressure (retard)

Test adapter KDZV 7202

Addition to tolerance range

Cut-out speed of limiter

ZV-H

$\pm 0.5^\circ$  dist.  
shaft

3280 to 3480  
 $\text{min}^{-1}$

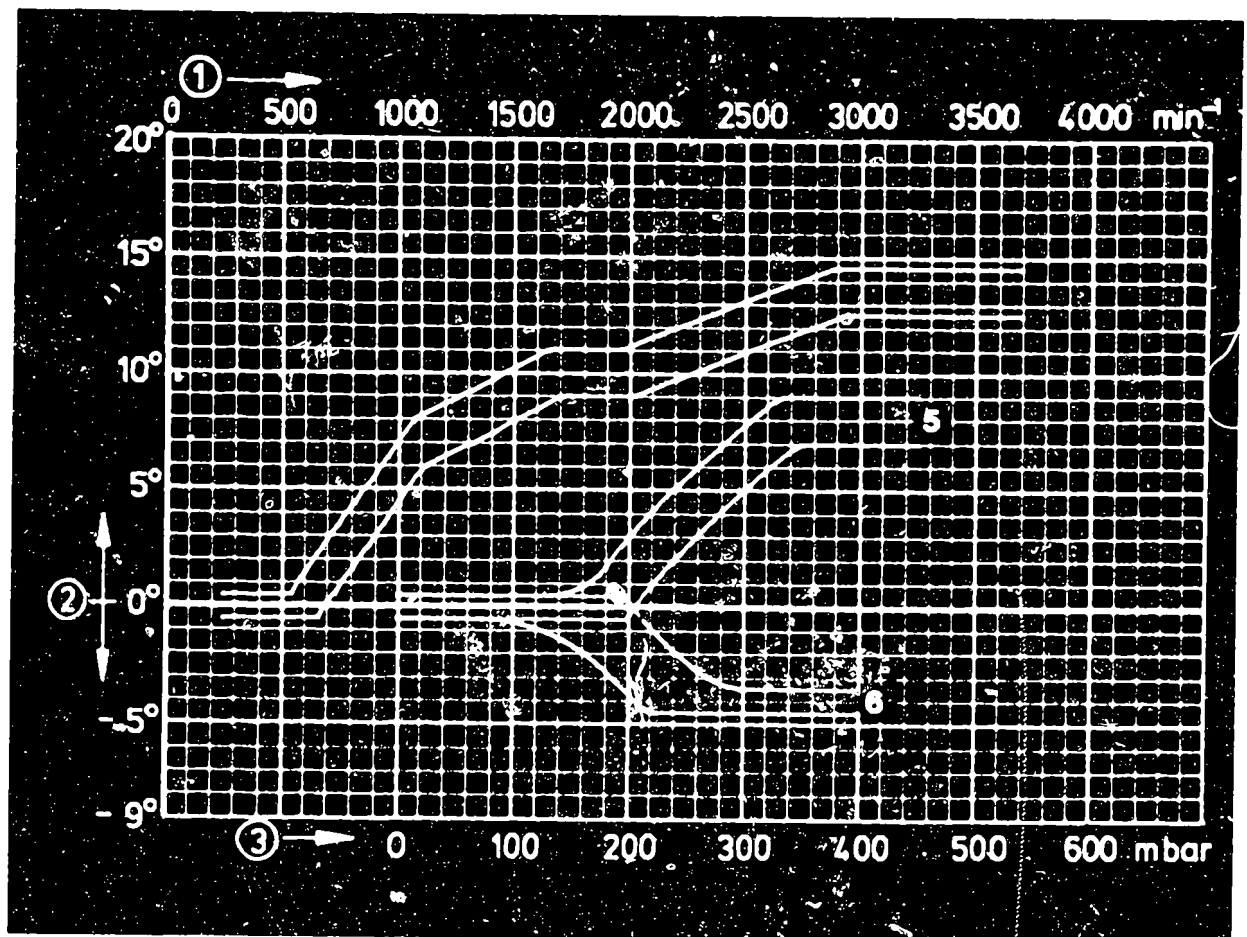
Repair and test instructions: W-237/500

**G5**

Test specifications

Ignition distributors 0 237..





0 237 025 003/..004

- 1 = Distributor-shaft speed
- 2 = Distributor-shaft advance
- 3 = Negative gauge pressure (vacuum)
- 4 = Gauge pressure
- 5 = Negative gauge pressure (vacuum) advance
- 6 = Negative gauge pressure (vacuum) retard

Test adapter KDZV 7202

ZV-H

Addition to tolerance range

$\pm 0.5^\circ$  dist.  
shaft

Cut-out speed of limiter

3280 to 3480  
 $\text{min}^{-1}$

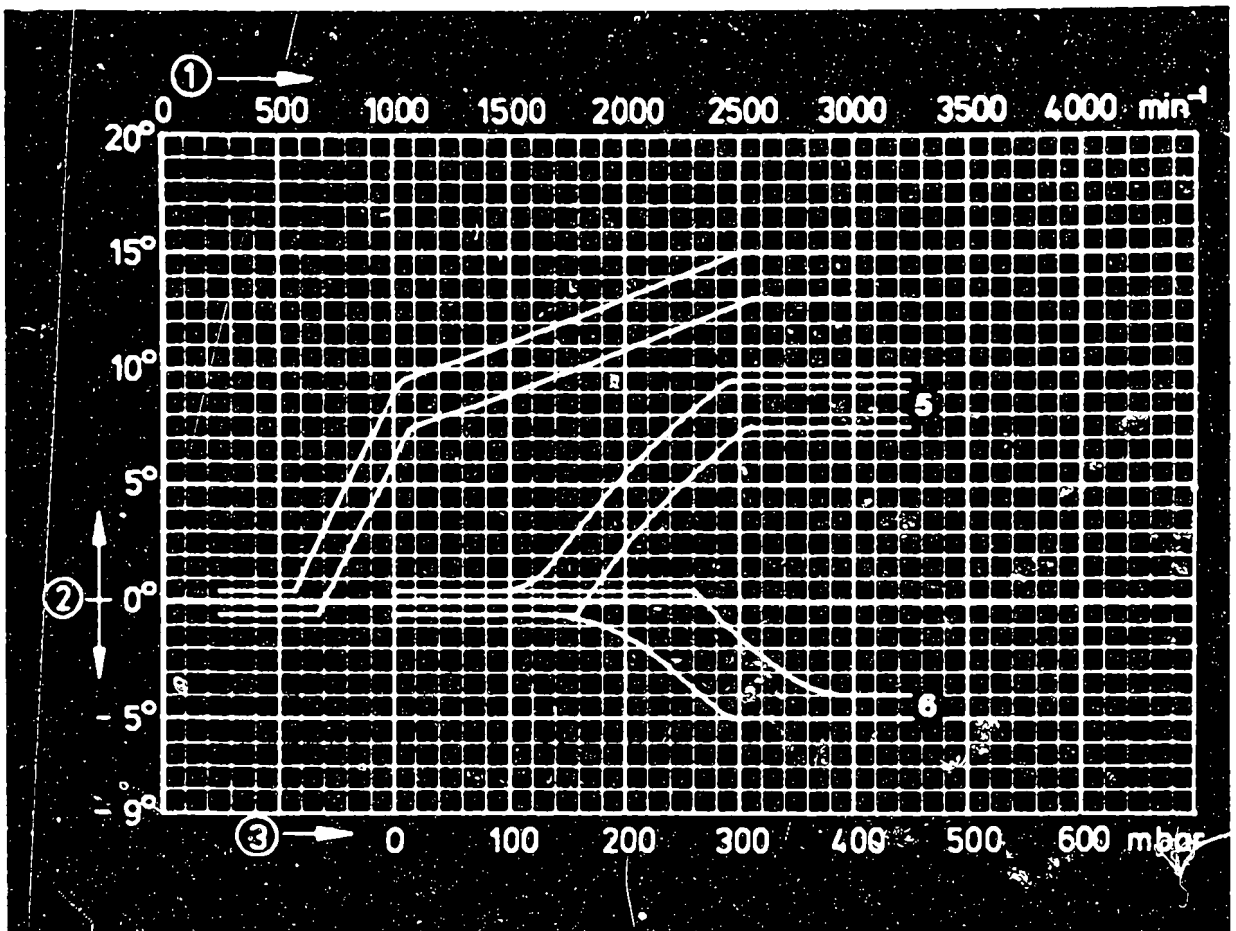
Repair and test instructions: W-237/500

**G6**

Test specifications

Ignition distributors 0 237..





0 237 025 009/..010

1 = Distributor-shaft speed

2 = Distributor-shaft advance

3 = Negative gauge pressure (vacuum)

5 = Negative gauge pressure (vacuum) advance

6 = Negative gauge pressure (vacuum) retard

Test adapter KDZV 7202

ZV-H

Addition to tolerance range

$\pm 0.5^\circ$  dist.  
shaft

Cut-out speed of limiter

3280 to 3480  
 $\text{min}^{-1}$

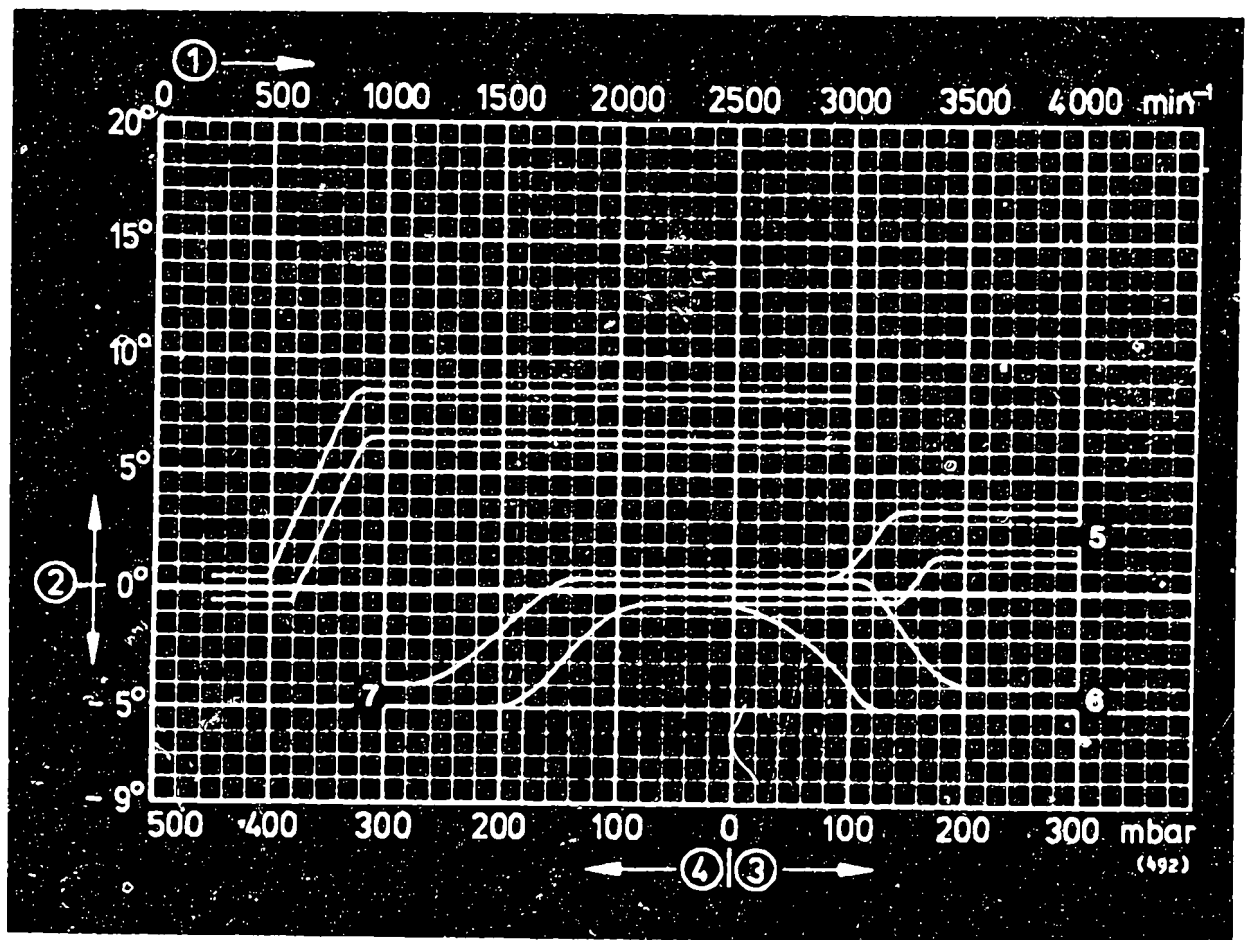
Repair and test instructions: W-237/500

**G7**

Test specifications

Ignition distributors 0 237..





0 237 025 011/..012

- 1 = Distributor-shaft speed
- 2 = Distributor-shaft advance
- 3 = Negative gauge pressure (vacuum)
- 4 = Gauge pressure
- 5 = Negative gauge pressure (vacuum) advance
- 6 = Negative gauge pressure (vacuum) retard
- 7 = Gauge pressure (retard)

Test adapter KDZV 7202

Addition to tolerance range

Cut-out speed of limiter

ZV-H

± 0.5° dist.

shaft

3280 to 3480 min<sup>-1</sup>

Repair and test instructions: W-237/500

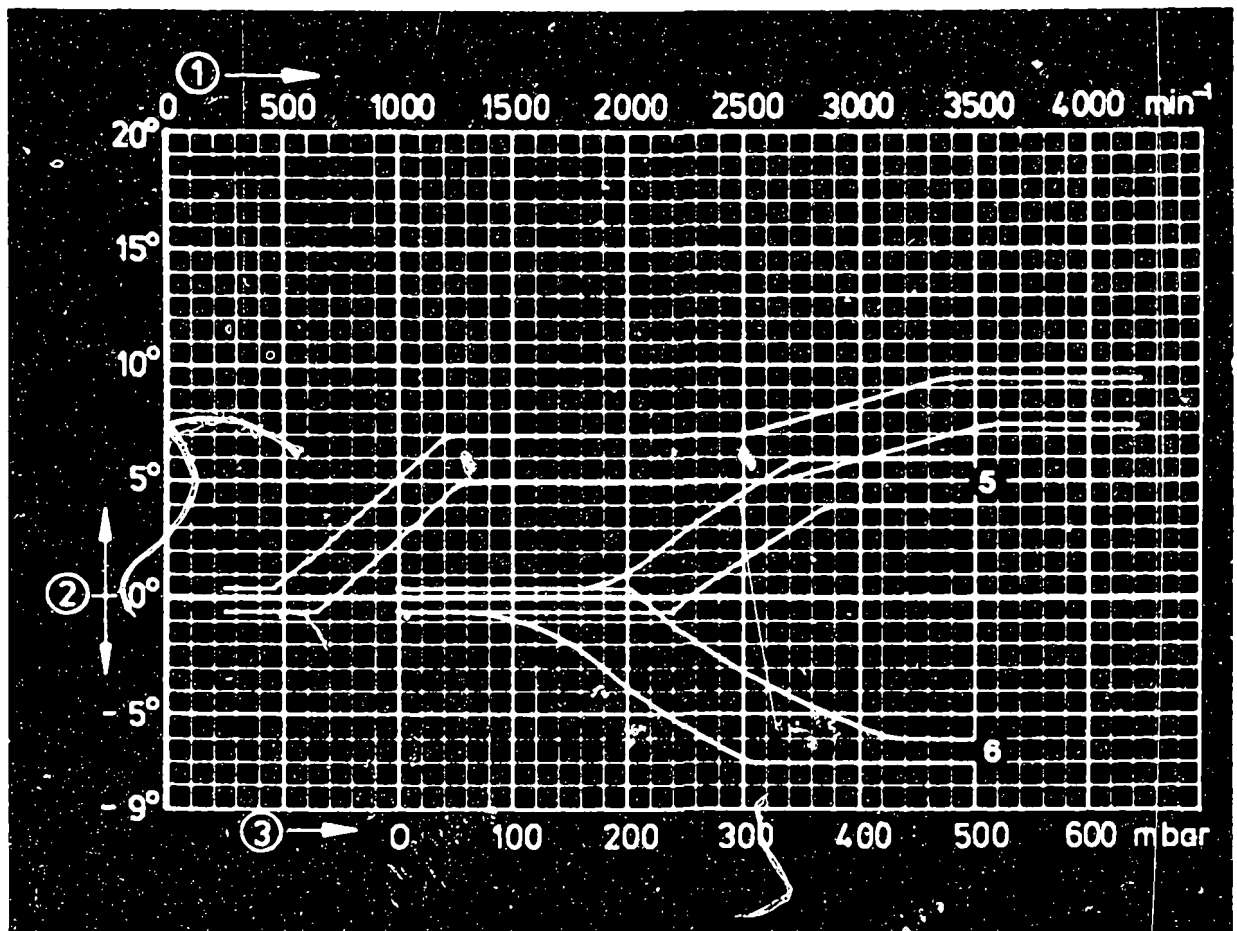
**G8**

Test specifications

Ignition distributors 0 237..







0 237 025 013/..014

1 = Distributor-shaft speed

2 = Distributor-shaft advance

3 = Negative gauge pressure (vacuum)

5 = Negative gauge pressure (vacuum) advance

6 = Negative gauge pressure (vacuum) retard

Test adapter KDZV 7202

ZV-H

Addition to tolerance range

± 0.5° dist.  
shaft

Cut-out speed of limiter

3280 to 3480  
min<sup>-1</sup>

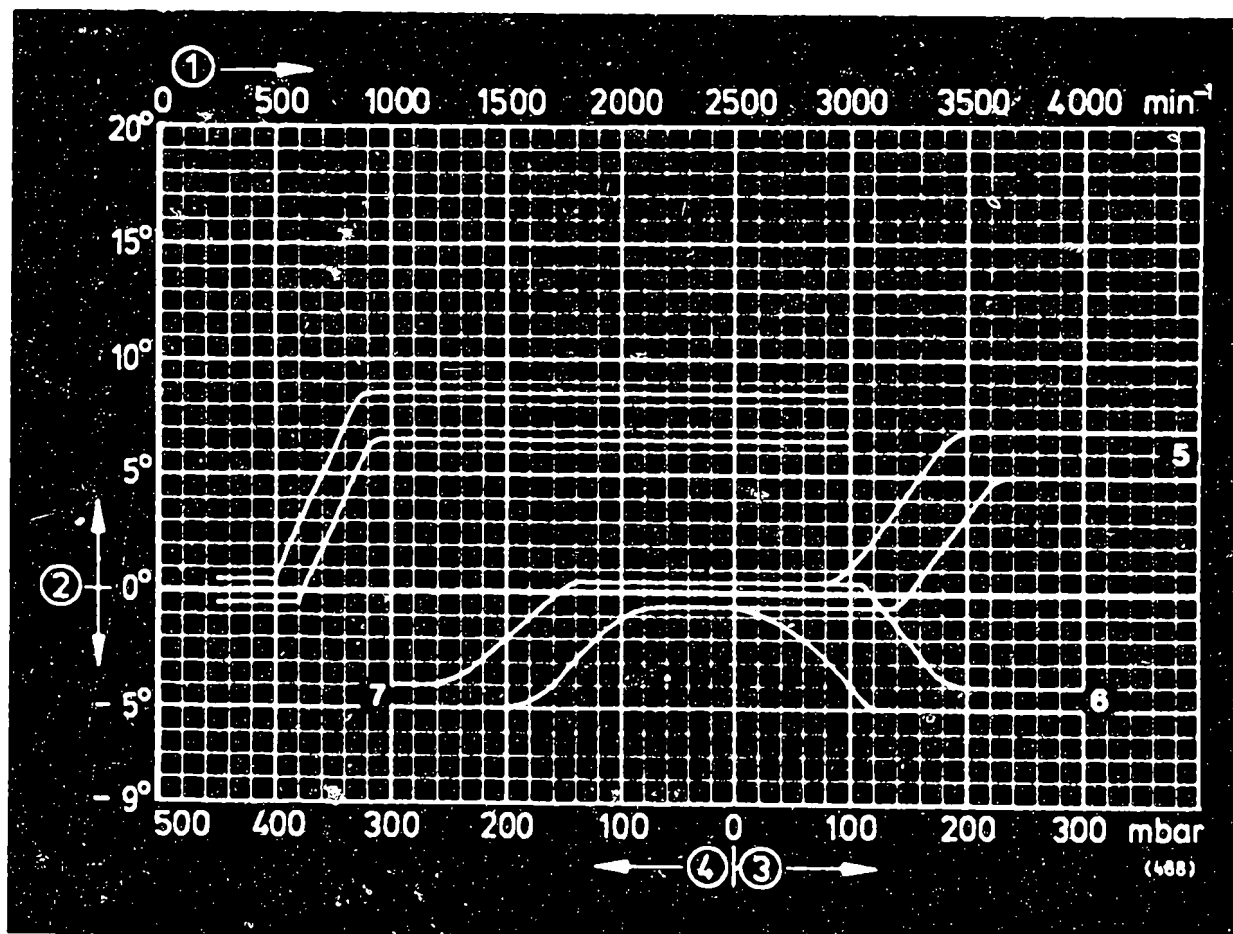
Repair and test instructions: W-237/500

**G9**

Test specifications

Ignition distributors 0 237..





0 237 025 015/..016

- 1 = Distributor-shaft speed
- 2 = Distributor-shaft advance
- 3 = Negative gauge pressure (vacuum)
- 4 = Gauge pressure
- 5 = Negative gauge pressure (vacuum) advance
- 6 = Negative gauge pressure (vacuum) retard
- 7 = Gauge pressure (retard)

Test adapter KDZV 7202

Addition to tolerance range

Cut-out speed of limiter

ZV-H

$\pm 0.5^\circ$  dist.  
shaft

3280 to 3480  
 $\text{min}^{-1}$

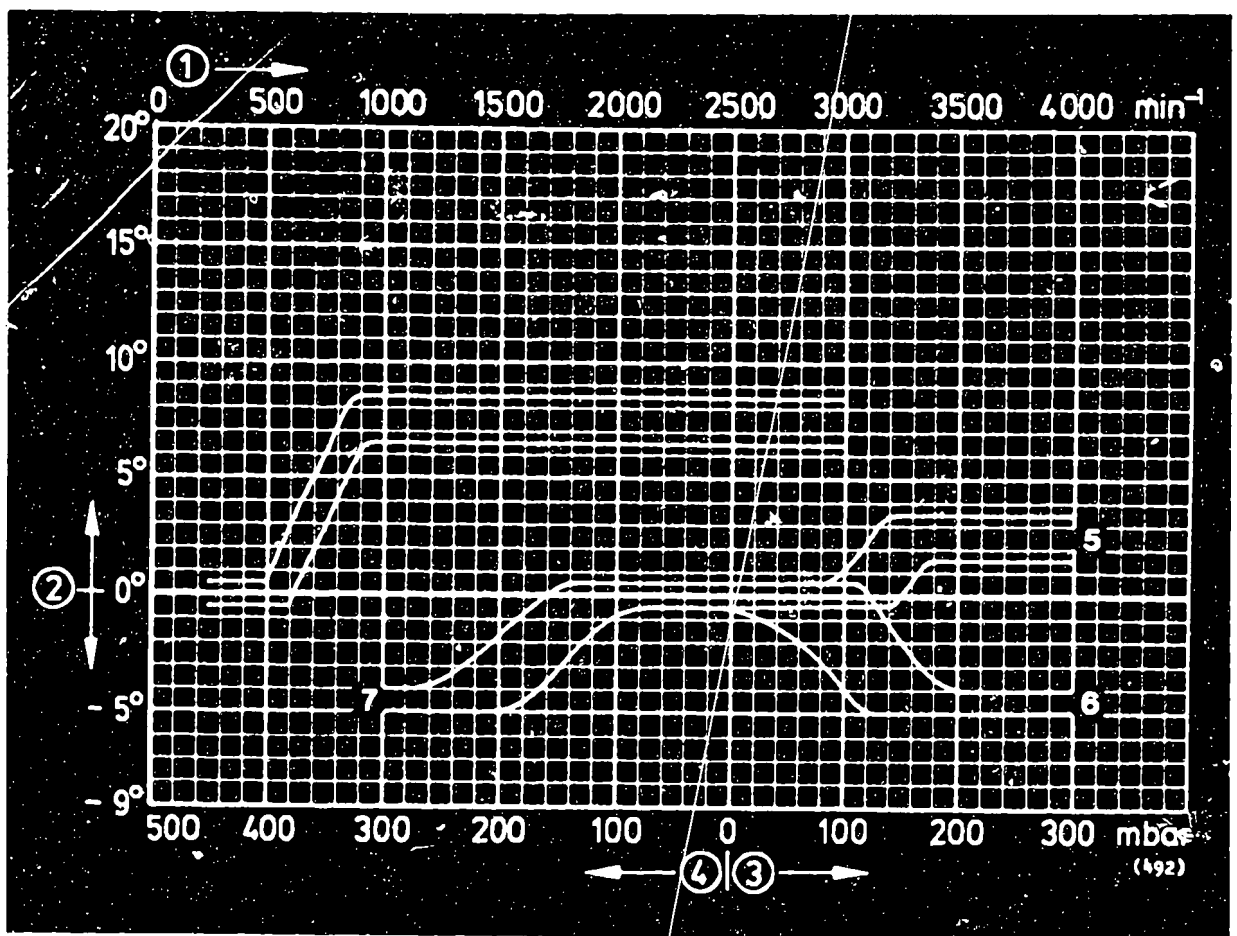
Repair and test instructions: W-237/500

**G 10**

Test specifications

Ignition distributors 0 237..





0 237 025 017/..018.

- 1 = Distributor-shaft speed
- 2 = Distributor-shaft advance
- 3 = Negative gauge pressure (vacuum)
- 5 = Negative gauge pressure (vacuum) advance
- 6 = Negative gauge pressure (vacuum) retard
- 7 = Gauge pressure (retard)

Test adapter KDZV 7202

Addition to tolerance range

Cut-out speed of limiter

ZV-H

$\pm 0.5^\circ$  dist.

shaft

3280 to 3480  $\text{min}^{-1}$

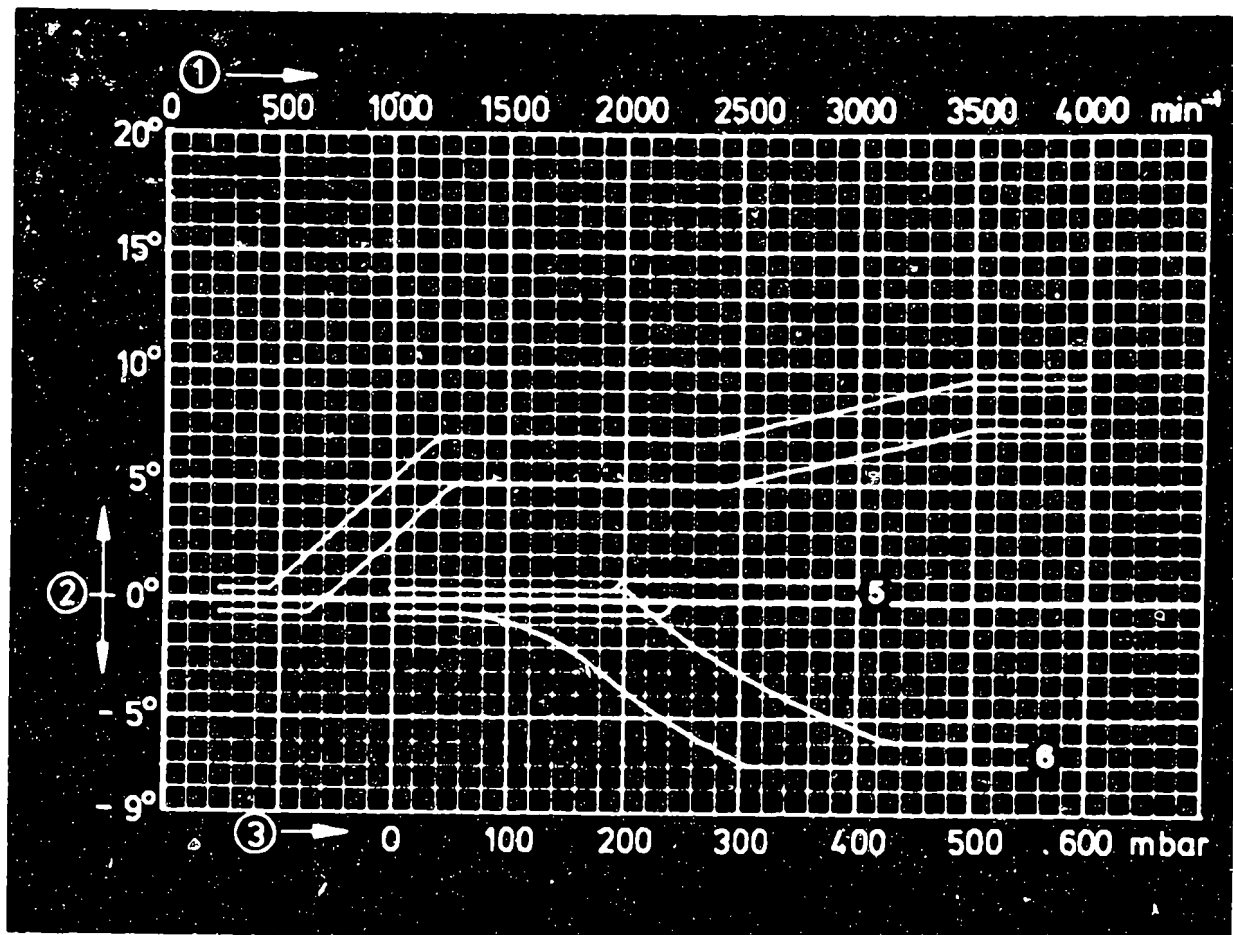
Repair and test instructions: W-237/500

**811**

Test specifications

Ignition distributors 0 237..





0 237 025 021/..022

1 = Distributor-shaft speed

2 = Distributor-shaft advance

3 = Negative gauge pressure (vacuum)

5 = Negative gauge pressure (vacuum) advance

6 = Negative gauge pressure (vacuum) retard

Test adapter KDZV 7202

ZV-H

Addition to tolerance range

± 0.5° dist.  
shaft

Cut-out speed of limiter

3280 to 3480  
min<sup>-1</sup>

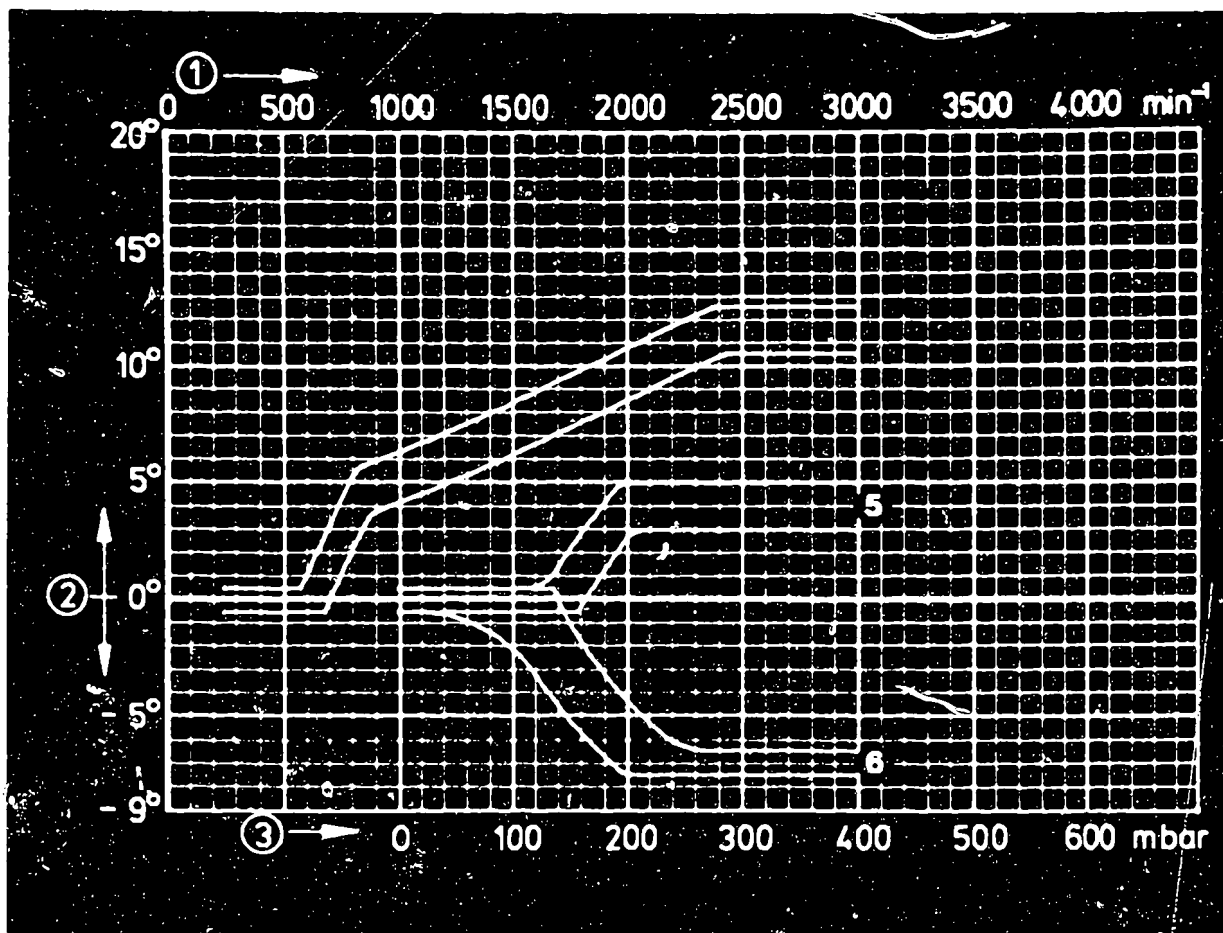
Repair and test instructions: W-237/500

**G 12**

Test specifications

Ignition distributors 0 237..





0 237 026 001/..002

1 = Distributor-shaft speed

2 = Distributor-shaft advance

3 = Negative gauge pressure (vacuum)

5 = Negative gauge pressure (vacuum) advance

6 = Negative gauge pressure (vacuum) retard

Test adapter KDZV 7202

ZV-H

Addition to tolerance range

± 0.5° dist.  
shaft

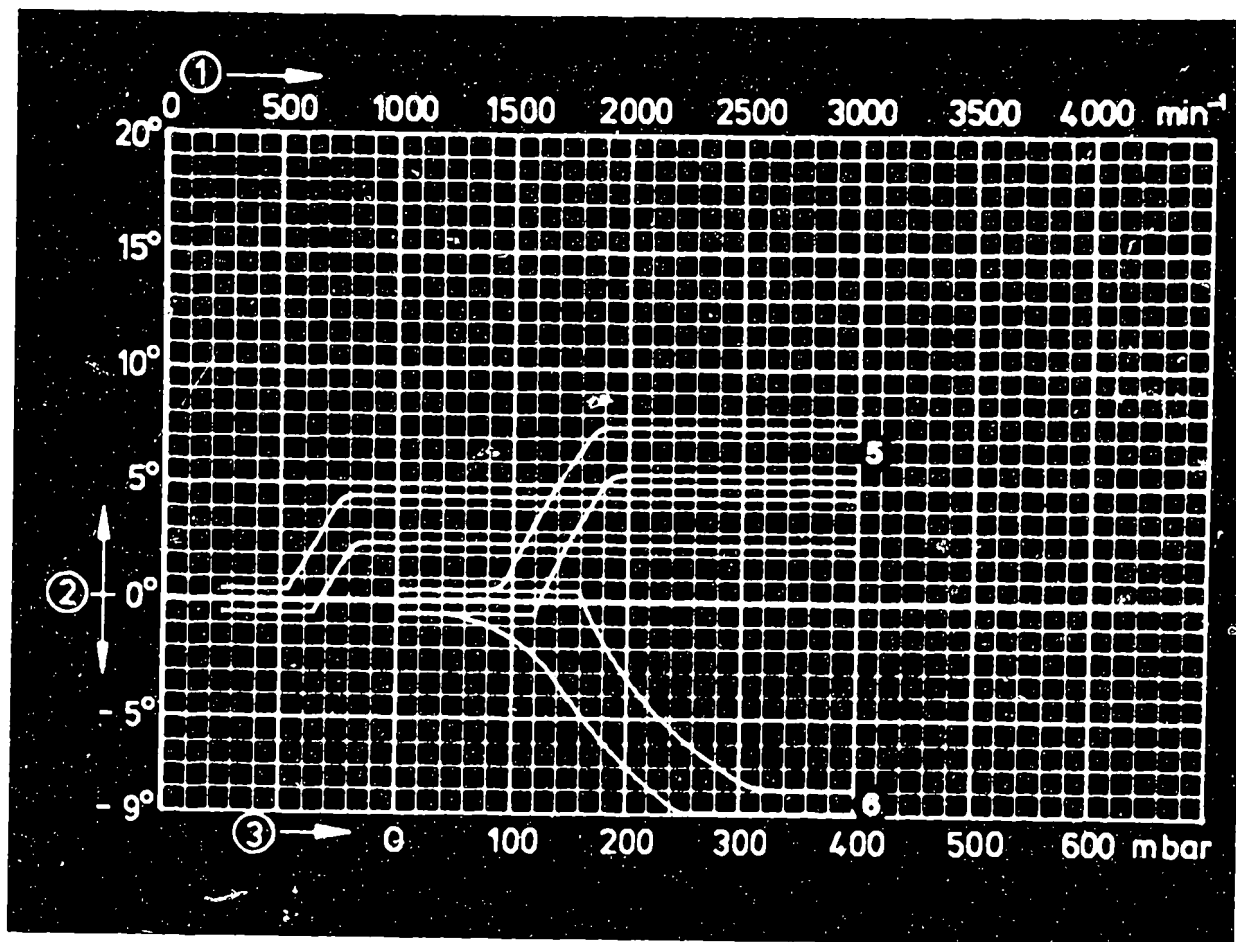
Repair and test instructions: W-237/ 500

**G 13**

Test specifications

Ignition distributors 0 237..





0 237 027 001/..002

1 = Distributor-shaft speed

2 = Distributor-shaft advance

3 = Negative gauge pressure (vacuum)

5 = Negative gauge pressure (vacuum) advance

6 = Negative gauge pressure (vacuum) retard

Test adapter KDZV 7202

ZV-H

Addition to tolerance range

$\pm 0.5^\circ$  dist.  
shaft

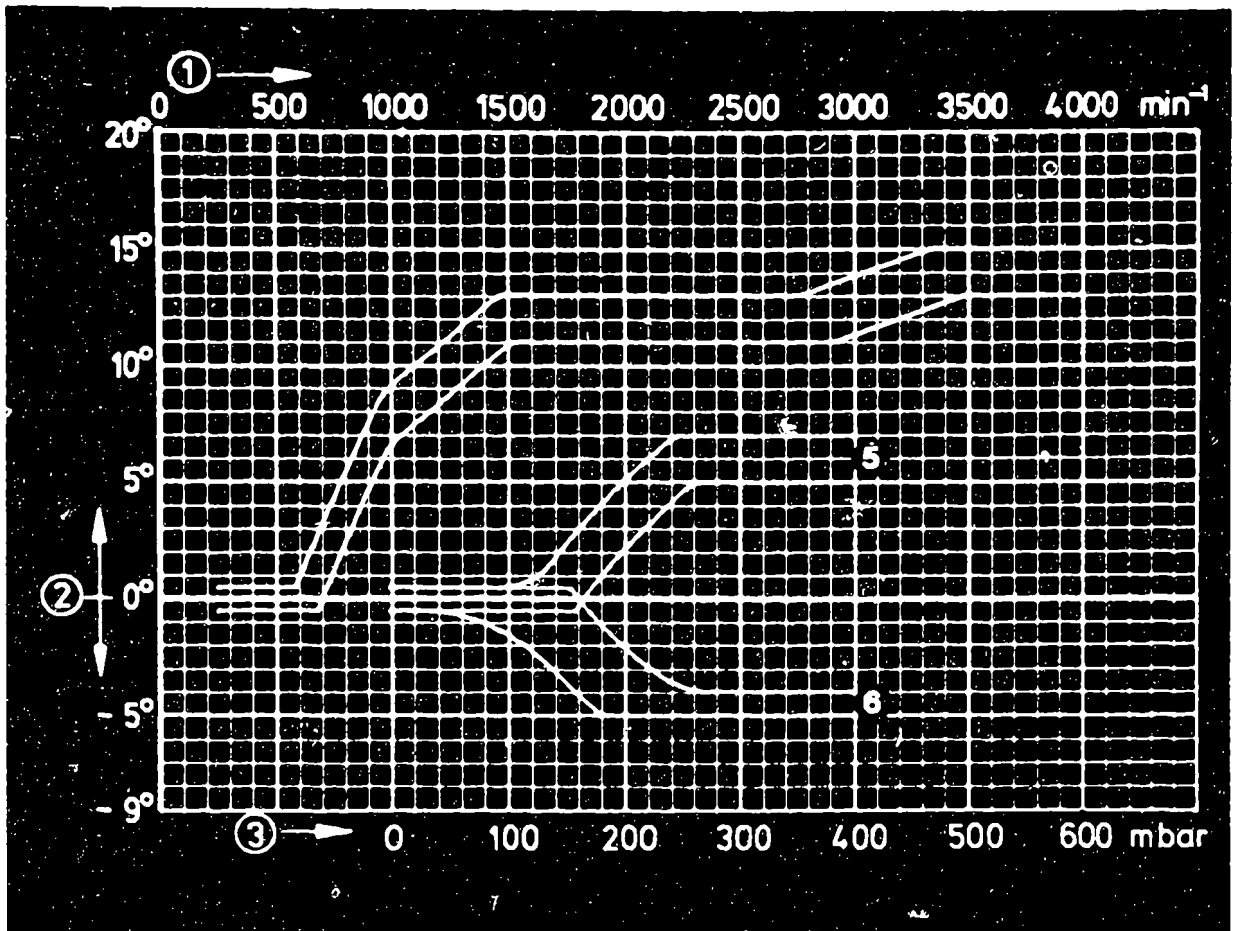
Repair and test instructions: W-237/500

**G14**

Test specifications

Ignition distributors 0 237..





0 237 027 003/..004

1 = Distributor-shaft speed

2 = Distributor-shaft advance

3 = Negative gauge pressure (vacuum)

5 = Negative gauge pressure (vacuum) advance

6 = Negative gauge pressure (vacuum) retard

Test adapter KDZV 7202

ZV-H

Addition to tolerance range

± 0.5° dist.  
shaft

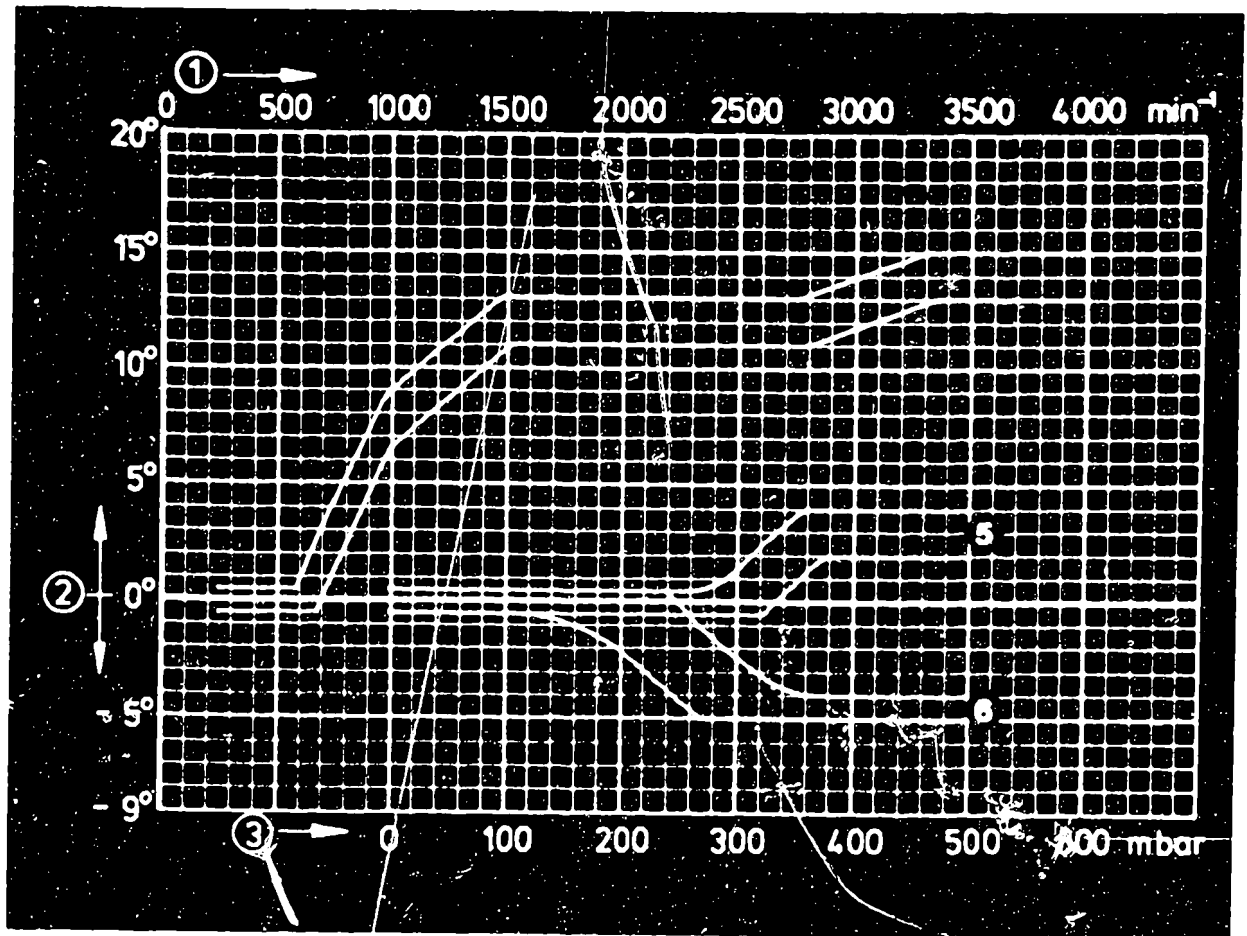
Repair and test instructions: W-237/ 500

**G15**

Test specifications

Ignition distributors 0 237..





0 237 027 005/..006

1 = Distributor-shaft speed

2 = Distributor-shaft advance

3 = Negative gauge pressure (vacuum)

5 = Negative gauge pressure (vacuum) advance

6 = Negative gauge pressure (vacuum) retard

Test adapter KDZV 7202

ZV-H

Addition to tolerance range

$\pm 0.5^\circ$  dist.  
shaft

Repair and test instructions: W-237/500

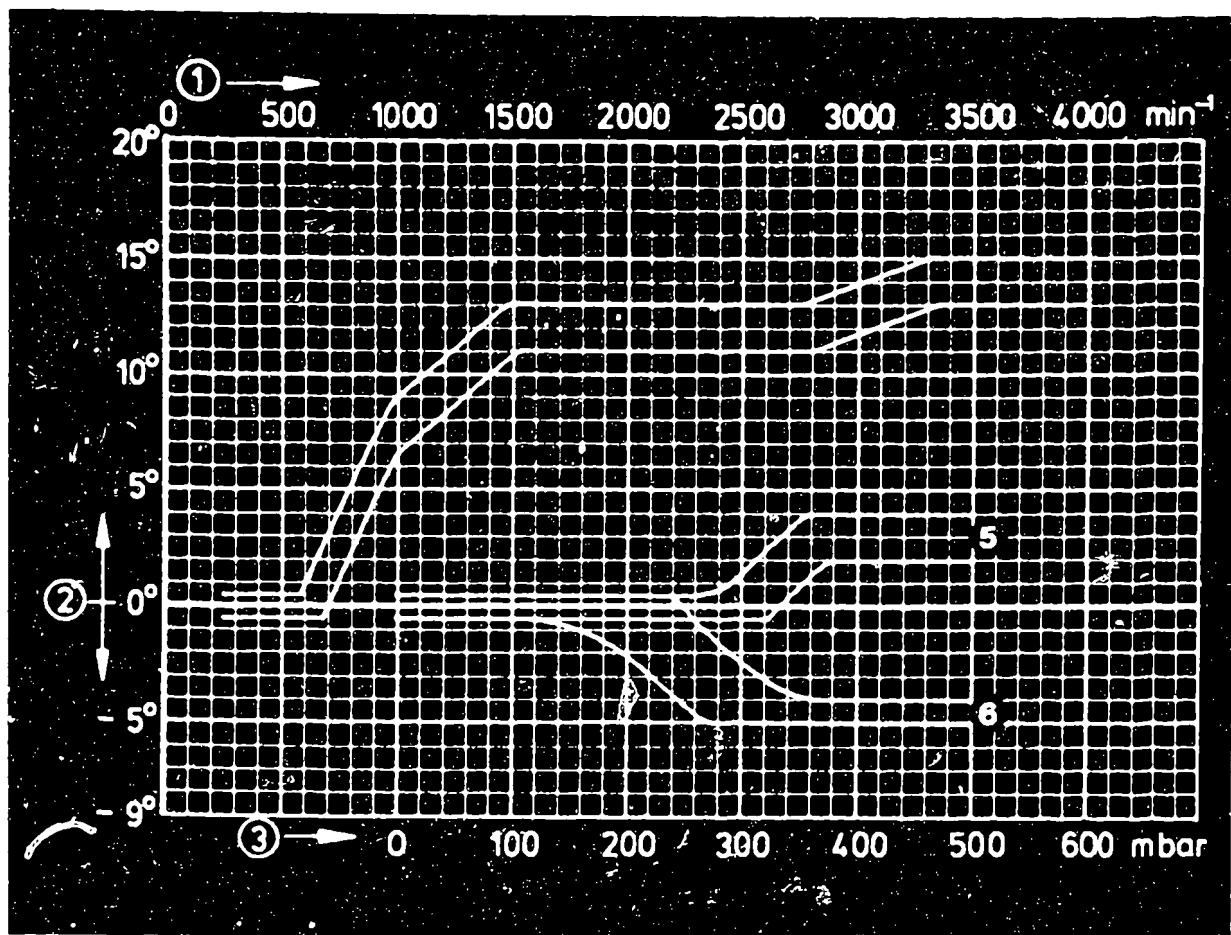
**G 16**

Test specifications

Ignition distributors 0 237..







0 237 027 007/..008

- 1 = Distributor-shaft speed
- 2 = Distributor-shaft advance
- 3 = Negative gauge pressure (vacuum)
- 5 = Negative gauge pressure (vacuum) advance
- 6 = Negative gauge pressure (vacuum) retard
- Test adapter KDZV 7202 ZV-H
- Addition to tolerance range  $\pm 0.5^\circ$  dist. shaft

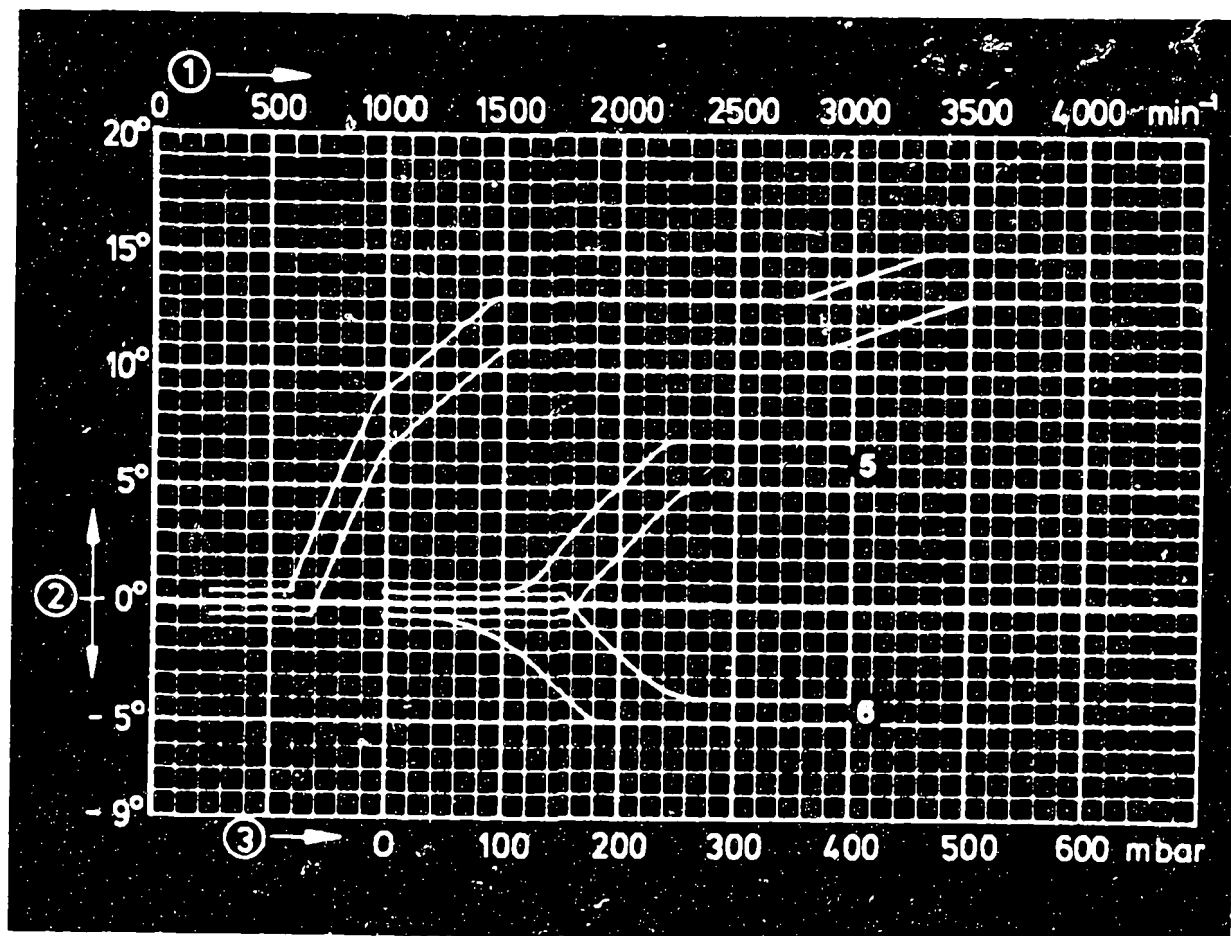
Repair and test instructions: W-237/ 500

**G17**

Test specifications

Ignition distributors 0 237..





0 237 027 009/..010

1 = Distributor-shaft speed

2 = Distributor-shaft advance

3 = Negative gauge pressure (vacuum)

5 = Negative gauge pressure (vacuum) advance

6 = Negative gauge pressure (vacuum) retard

Test adapter KDZV 7202

ZV-H

Addition to tolerance range

± 0.5° dist.  
shaft

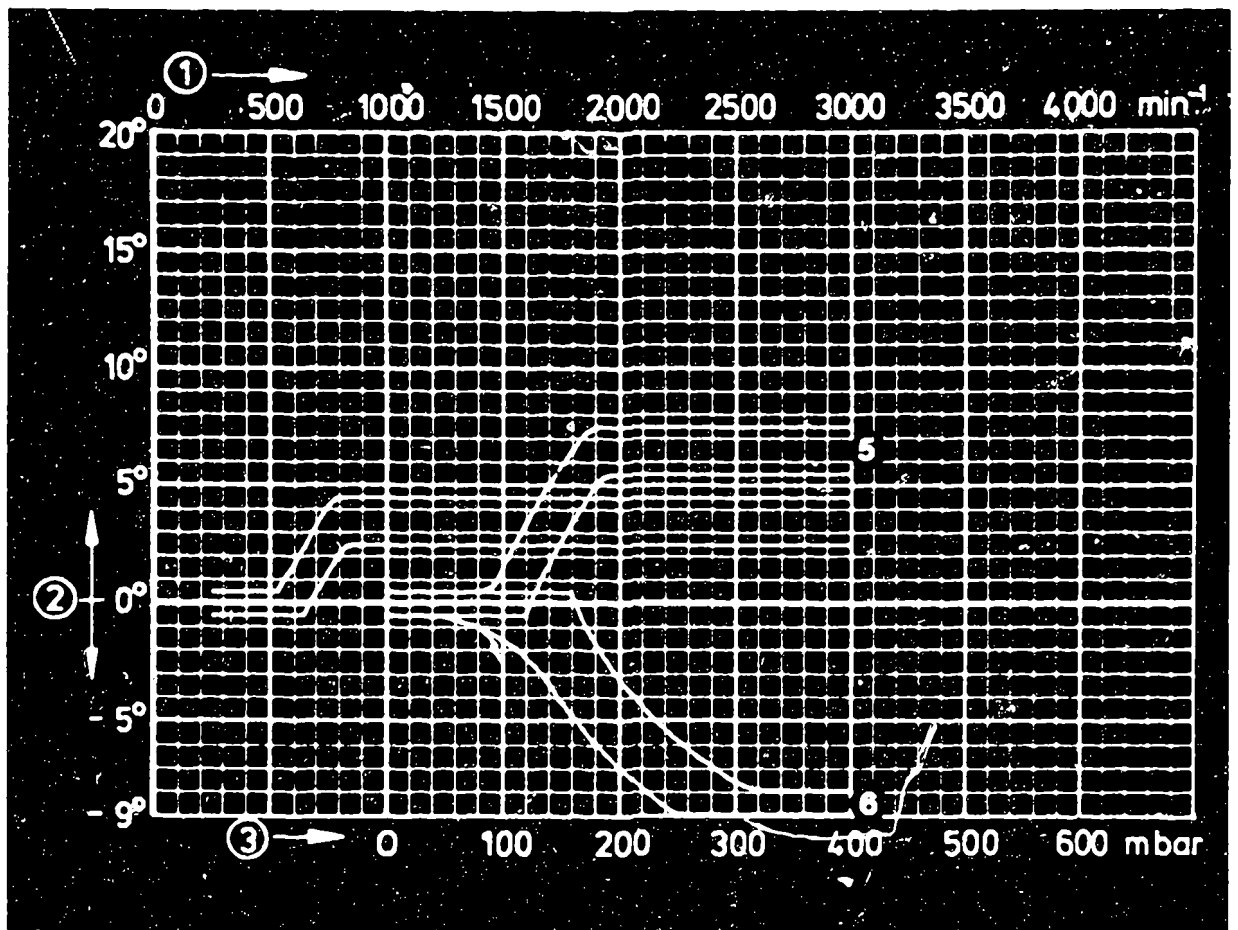
Repair and test instructions: W-237/500

**G18**

Test specifications

Ignition distributors 0 237..





0 237 027 011/..012

1 = Distributor-shaft speed

2 = Distributor-shaft advance

3 = Negative gauge pressure (vacuum)

5 = Negative gauge pressure (vacuum) advance

6 = Negative gauge pressure (vacuum) retard

Test adapter KDZV 7202

ZV-H

Addition to tolerance range

$\pm 0.5^\circ$  dist.  
shaft

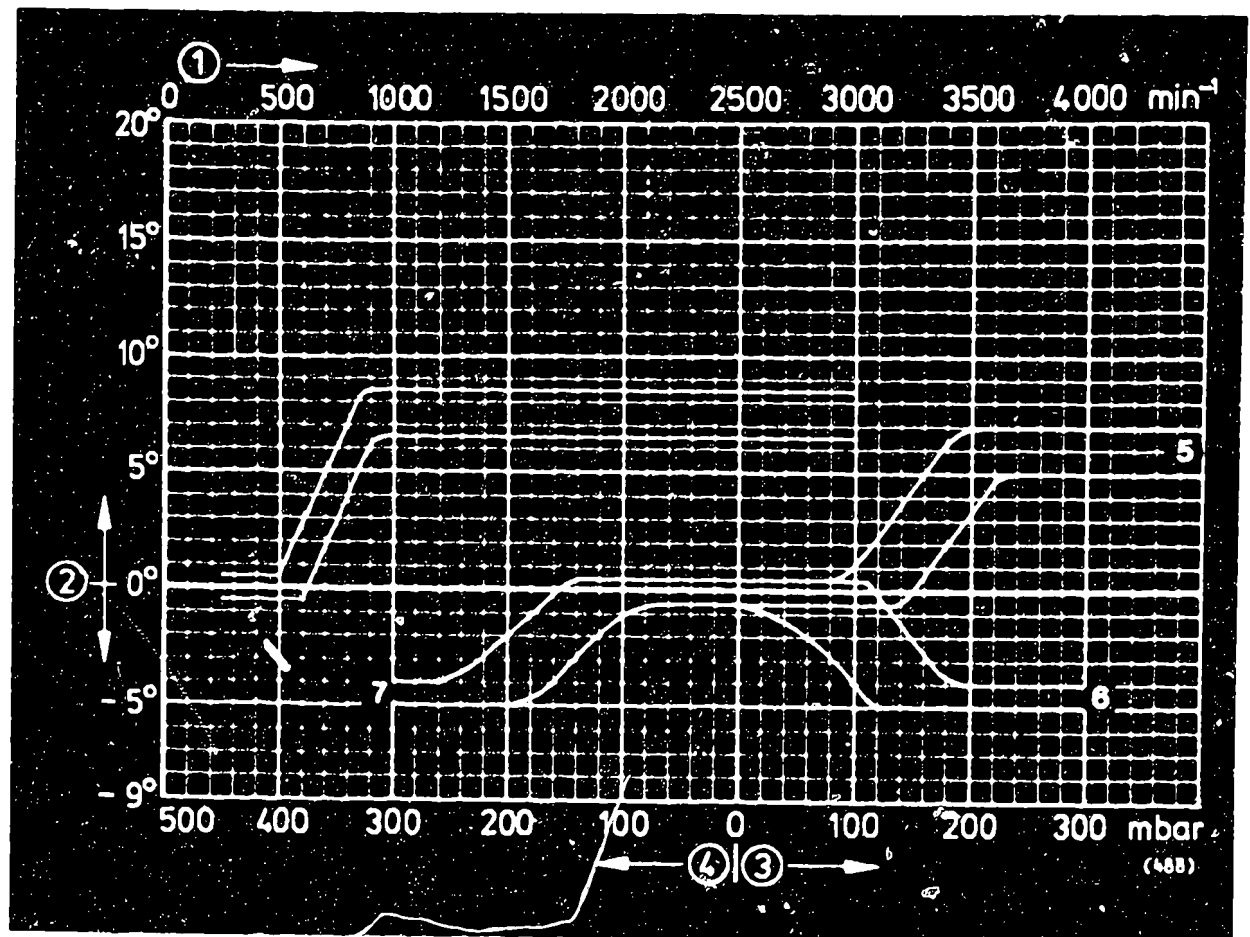
Repair and test instructions: W-237/500

**G19**

Test specifications

Ignition distributors 0 237..





0 237 027 013/..014

- 1 = Distributor-shaft speed
- 2 = Distributor-shaft advance
- 3 = Negative gauge pressure (vacuum)
- 4 = Gauge pressure
- 5 = Negative gauge pressure (vacuum) advance
- 6 = Negative gauge pressure (vacuum) retard
- 7 = Gauge pressure (retard)

Test adapter KDZV 7202

Addition to tolerance range

ZV-H

$\pm 0.5^\circ$  dist.  
shaft

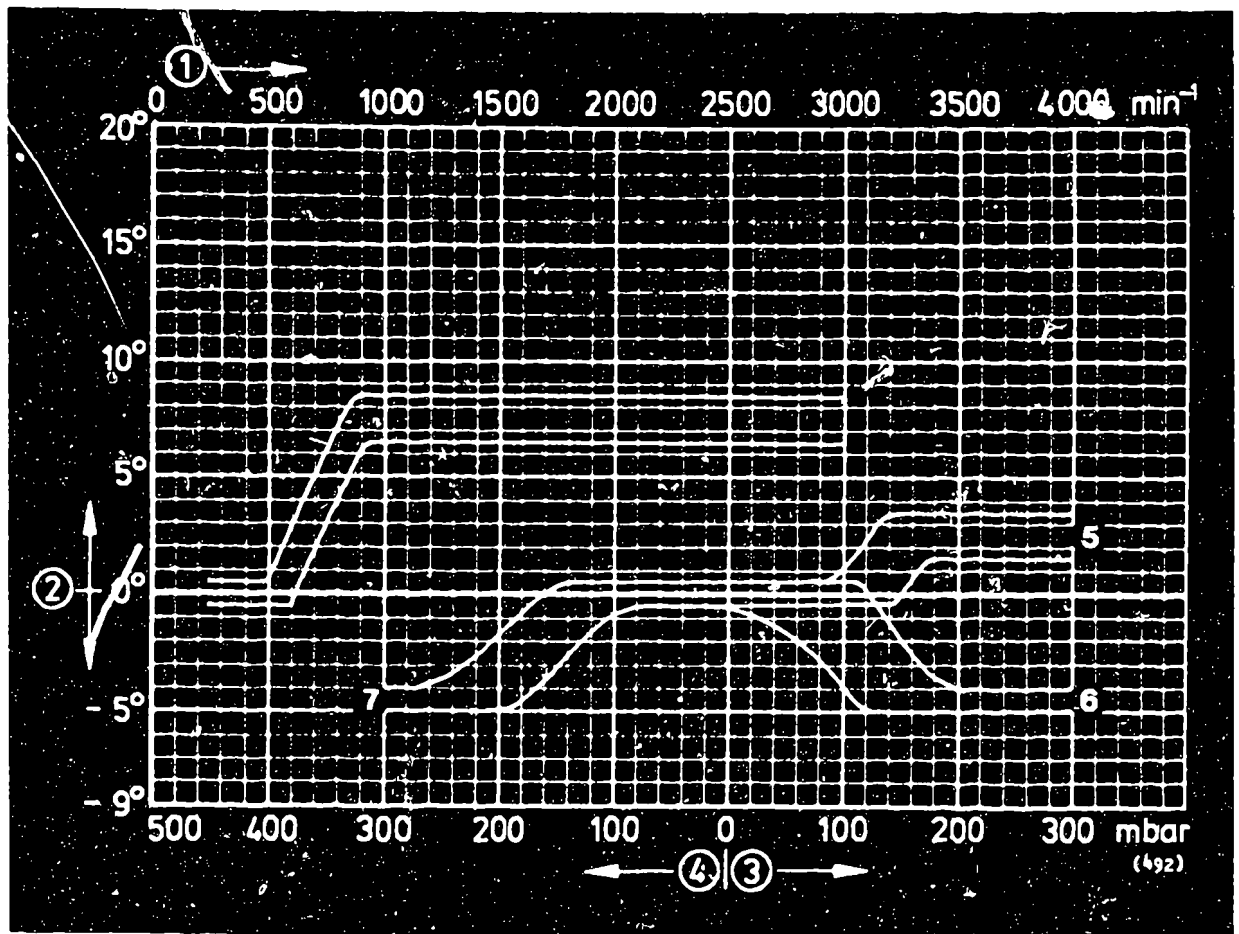
Repair and test instructions: W-237/ 500

**G20**

Test specifications

Ignition distributors 0 237..





0 237 027 015/..016

- 1 = Distributor-shaft speed
- 2 = Distributor-shaft advance
- 3 = Negative gauge pressure (vacuum)
- 4 = Gauge pressure
- 5 = Negative gauge pressure (vacuum) advance
- 6 = Negative gauge pressure (vacuum) retard
- 7 = Gauge pressure (retard)

Test adapter KDZV 7202

Addition to tolerance range

ZV-H

$\pm 0.5^\circ$  dist.  
shaft

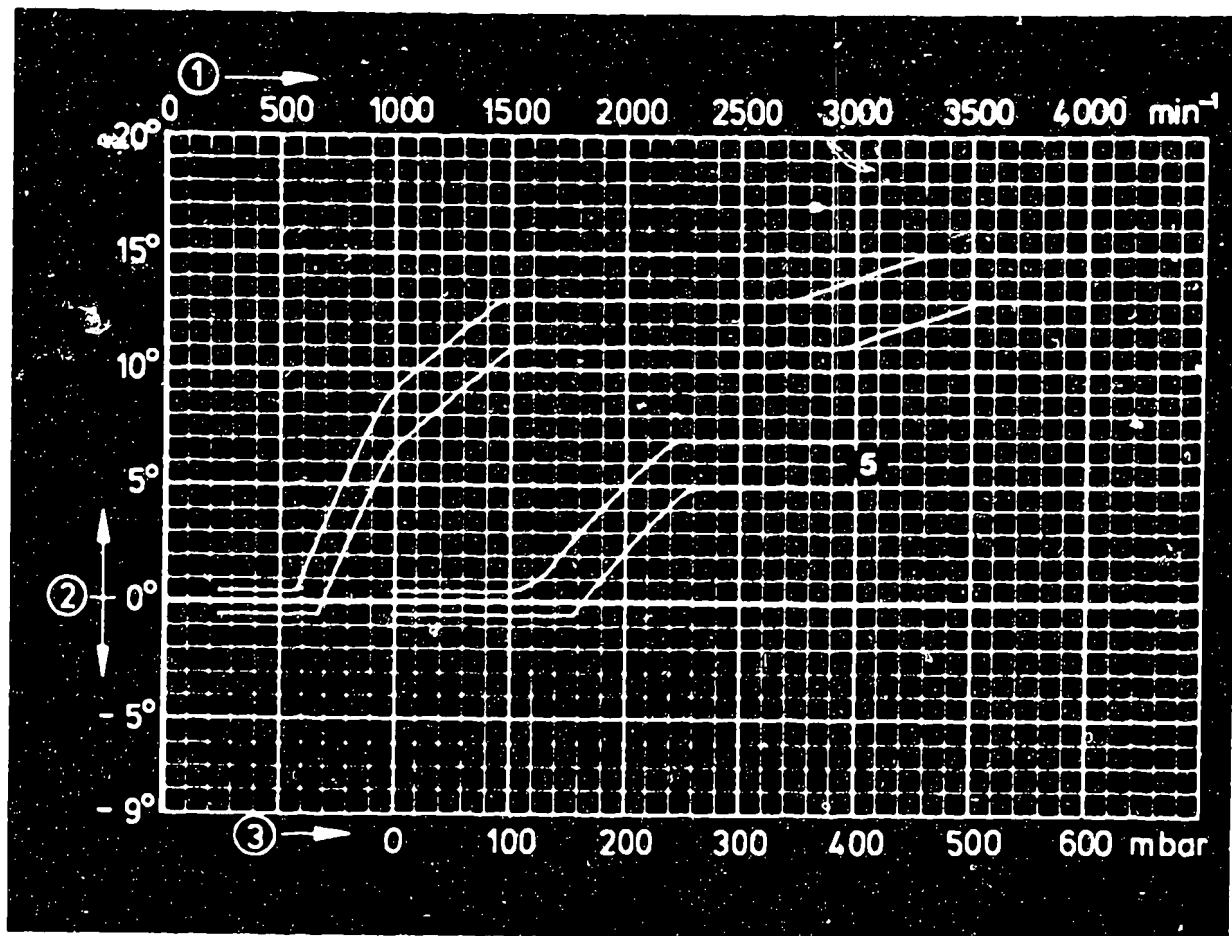
Repair and test instructions: W-237/500

**G21**

Test specifications

Ignition distributors 0 237..





0 237 030 001/..002

1 = Distributor-shaft speed

2 = Distributor-shaft advance

3 = Negative gauge pressure (vacuum)

5 = Negative gauge pressure (vacuum) advance

Test adapter KDEV 7202

ZV-H

Addition to tolerance range

$\pm 0.5^{\circ}$  dist.  
shaft

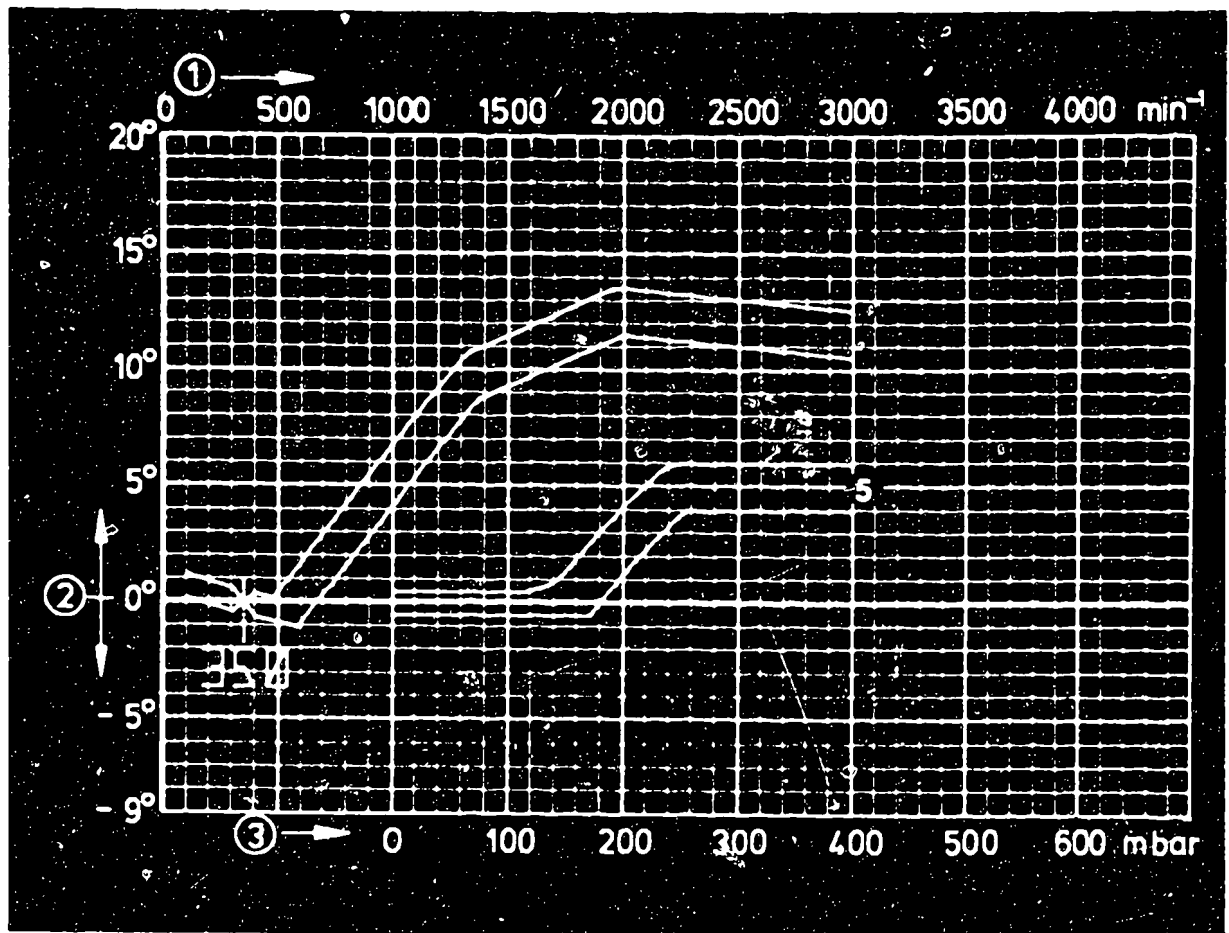
Repair and test instructions: W-237/ 500

**G22**

Test specifications

Ignition distributors 0 237..





0 237 301 008

1 = Distributor-shaft speed

2 = Distributor-shaft advance

3 = Negative gauge pressure

5 = Negative gauge pressure (vacuum) advance

Test adapter KDZV 7202

ZV-I

Resistance of magnetic-pulse generator 520...700 Ω

Air gap min. 0.35 mm

Addition to tolerance range ± 0.5° dist.

shaft

Cut-out speed of limiter

3090 to 3280  
min<sup>-1</sup>

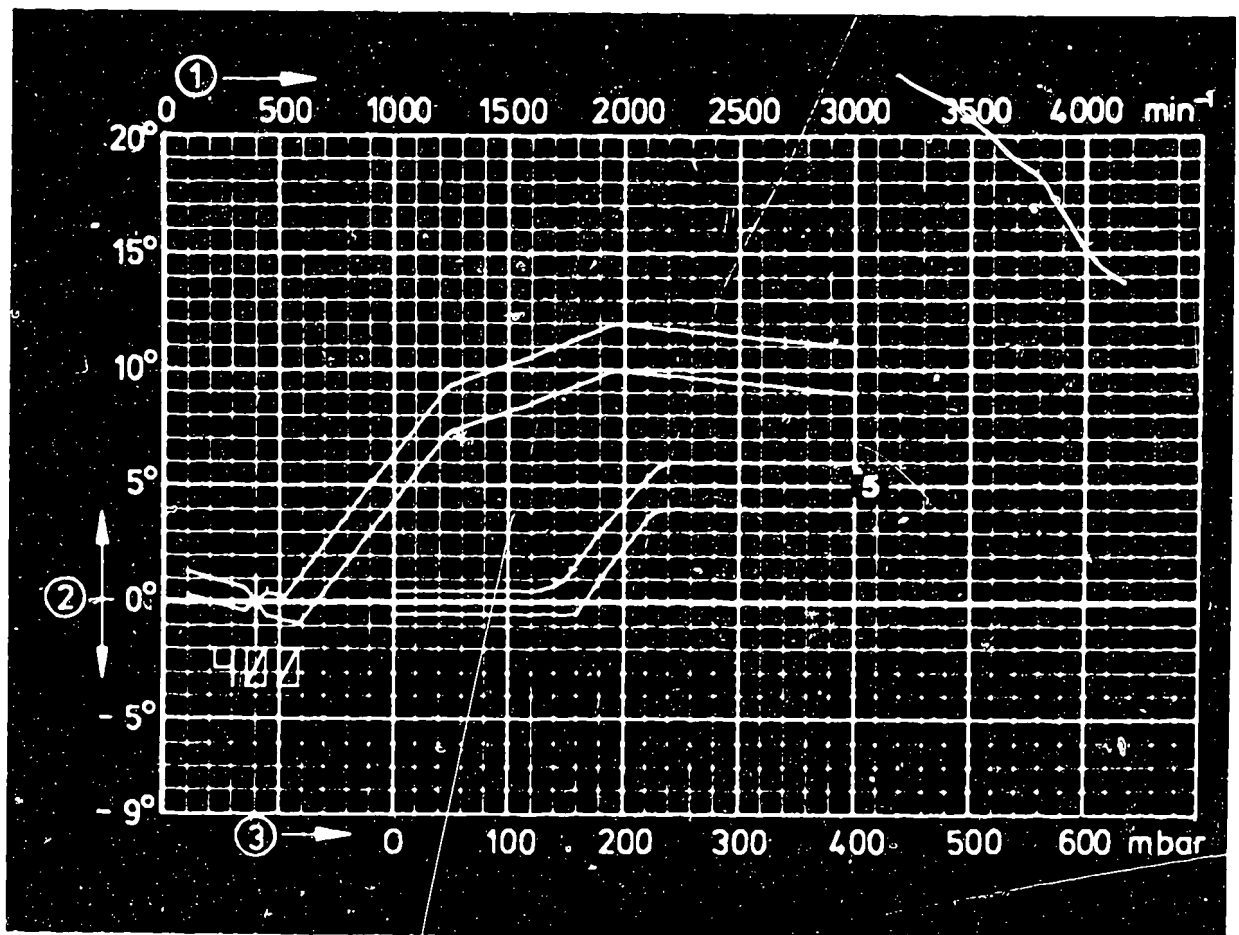
Repair and test instructions: W-237/503

**G 23**

Test specifications

Ignition distributors 0 237..





0 237 301 011/..012

1 = Distributor-shaft speed

2 = Distributor-shaft advance

3 = Negative gauge pressure

5 = Negative gauge pressure (vacuum) advance

Test adapter KDZV 7202

ZV-I

Resistance of magnetic-pulse generator

520...700  $\Omega$

Air gap min.

0.25 mm

Addition to tolerance range

$\pm 0.5^\circ$  dist.  
shaft

Cut-out speed of limiter

3260 to 3460  
 $\text{min}^{-1}$

Repair and test instructions: W-237/503

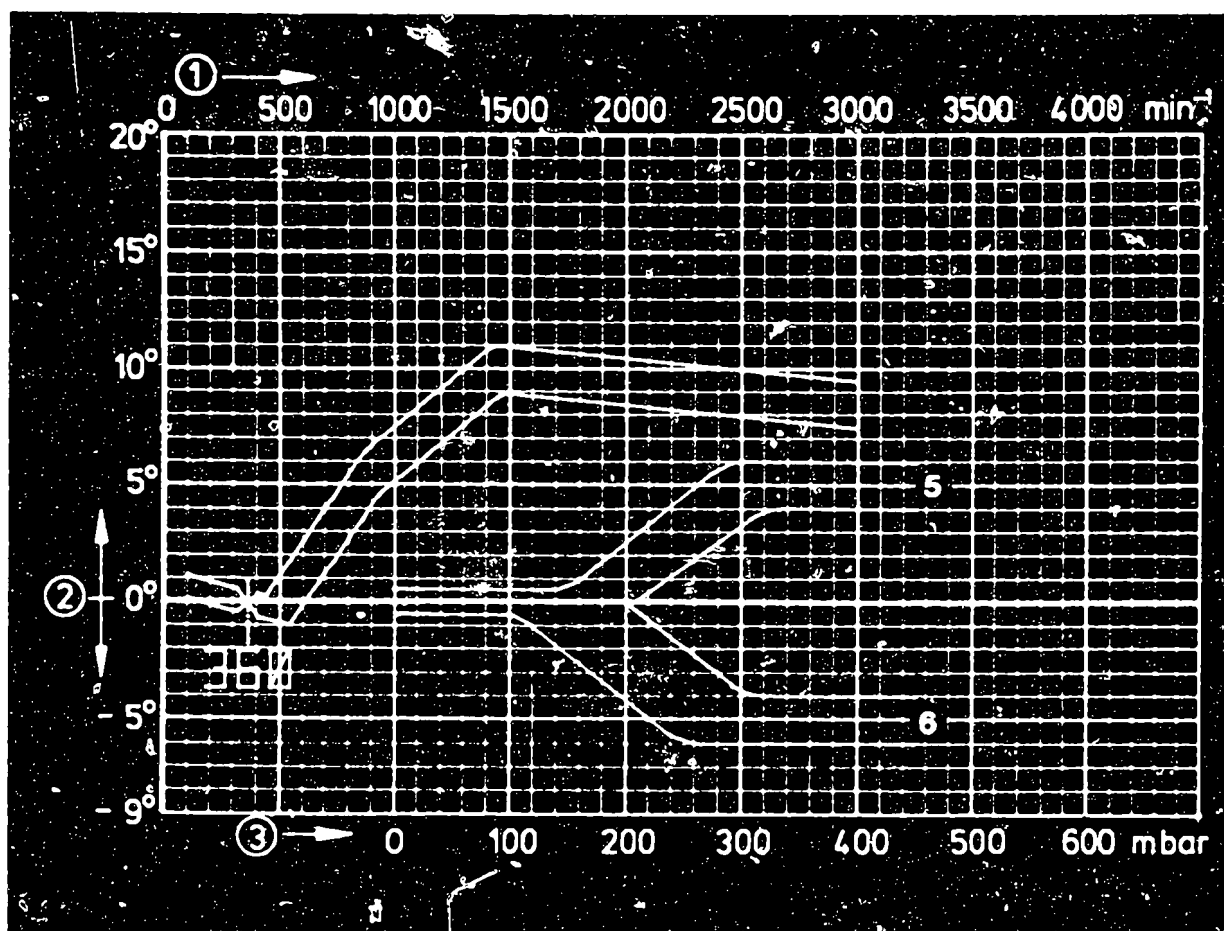
**G24**

Test specifications

Ignition distributors 0 237..







0 237 302 001

1 = Distributor-shaft speed

2 = Distributor-shaft advance

3 = Negative gauge pressure

5 = Negative gauge pressure (vacuum) advance

6 = Negative gauge pressure (vacuum) retard

Test adapter KDZV 7202

ZV-I

Resistance of magnetic-pulse generator

520...700  $\Omega$

Air gap min.

0.35 mm

Addition to tolerance range

$\pm 0.5^\circ$  dist.

shaft

Cut-out speed of limiter

3230 to 3430

$\text{min}^{-1}$

Repair and test instructions: W-237/503

Clamping flange:

1 685 720 214

Driver:

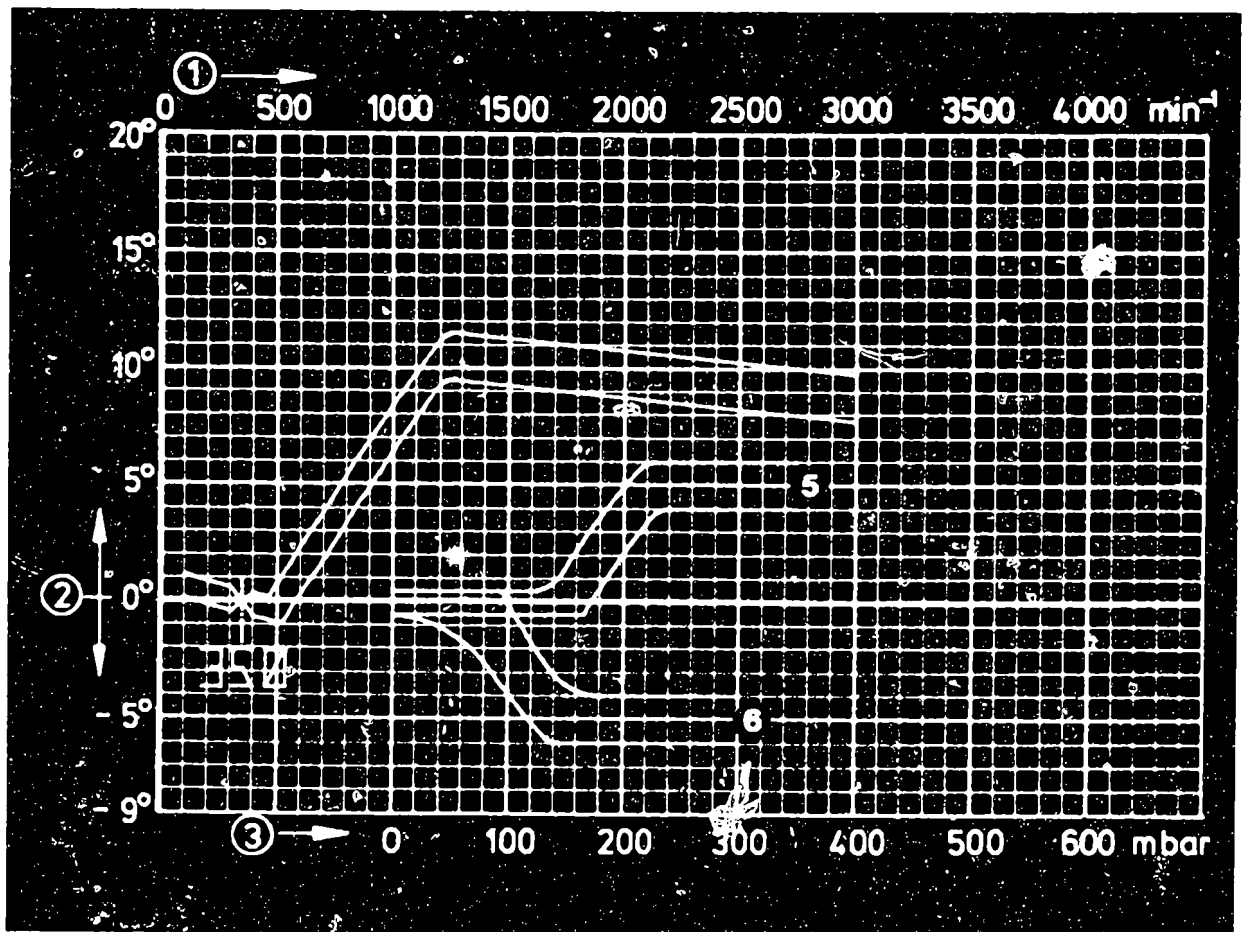
1 686 400 003

**H1**

Test specifications

Ignition distributors 0 237..





0 237 302 002

1 = Distributor-shaft speed

2 = Distributor-shaft advance

3 = Negative gauge pressure

5 = Negative gauge pressure (vacuum) advance

6 = Negative gauge pressure (vacuum) retard

Test adapter KDZV 7202

ZV-I

Resistance of magnetic-pulse generator 520...700  $\Omega$

Air gap min.

0.35 mm

Addition to tolerance range

$\pm 0.5^\circ$  dist.  
shaft

Cut-out speed of limiter

3260 to 3460  $\text{min}^{-1}$

FD (date of manufacture)

725  $\rightarrow$

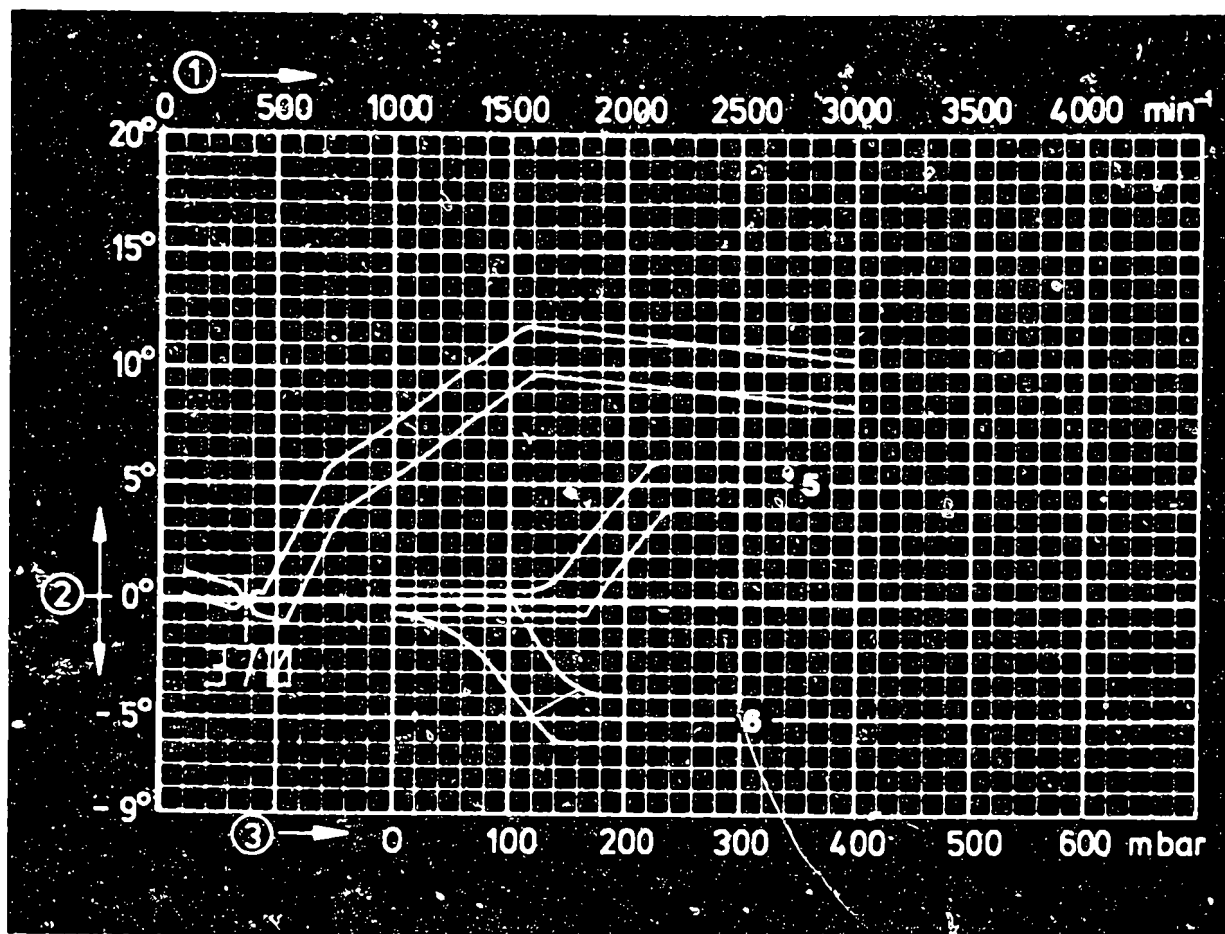
Repair and test instructions: W-237/503

**H2**

Test specifications

Ignition distributors 0 237..





0 237 302 003

1 = Distributor-shaft speed

2 = Distributor-shaft advance

3 = Negative gauge pressure

5 = Negative gauge pressure (vacuum) advance

6 = Negative gauge pressure (vacuum) retard

Test adapter KDZV 7202

Resistance of magnetic-pulse generator ZV-I 520...700  $\Omega$

Air gap min. 0.35 mm

Addition to tolerance range + 0.5° dist. shaft

Cut-out speed of limiter 3260 to 3460  $\text{min}^{-1}$

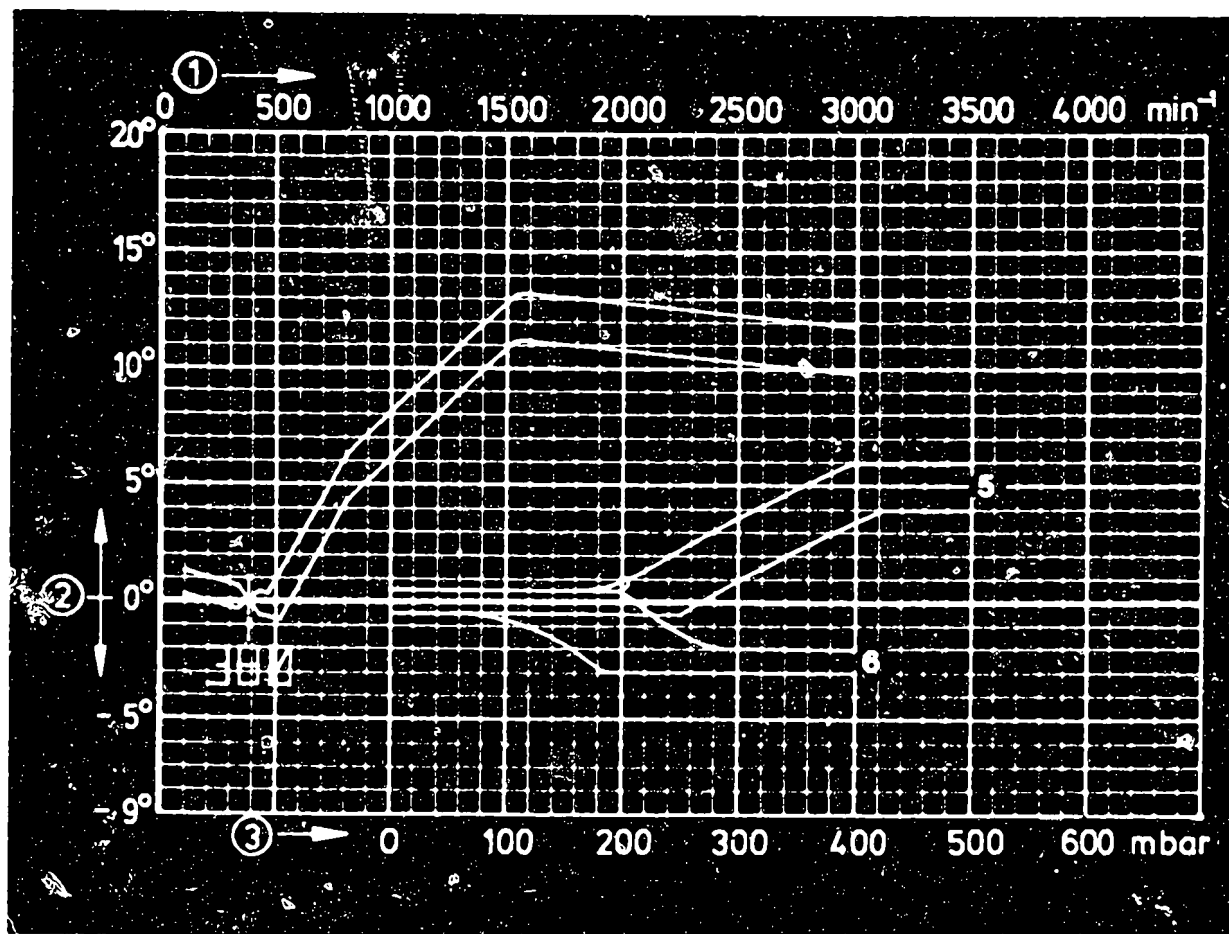
Repair and test instructions: W-237/503

**H3**

Test specifications

Ignition distributors 0 237..





0 237 302 004

1 = Distributor-shaft speed

2 = Distributor-shaft advance

3 = Negative gauge pressure

5 = Negative gauge pressure (vacuum) advance

6 = Negative gauge pressure (vacuum) retard

Test adapter KDZV 7202

ZV-I

Resistance of magnetic-pulse generator

520...700  $\Omega$

Air gap min.

0.40 mm

Addition to tolerance range

$\pm 0.5^\circ$  dist.  
shaft

Cut-out speed of limiter

3260 to 3460  
 $\text{min}^{-1}$

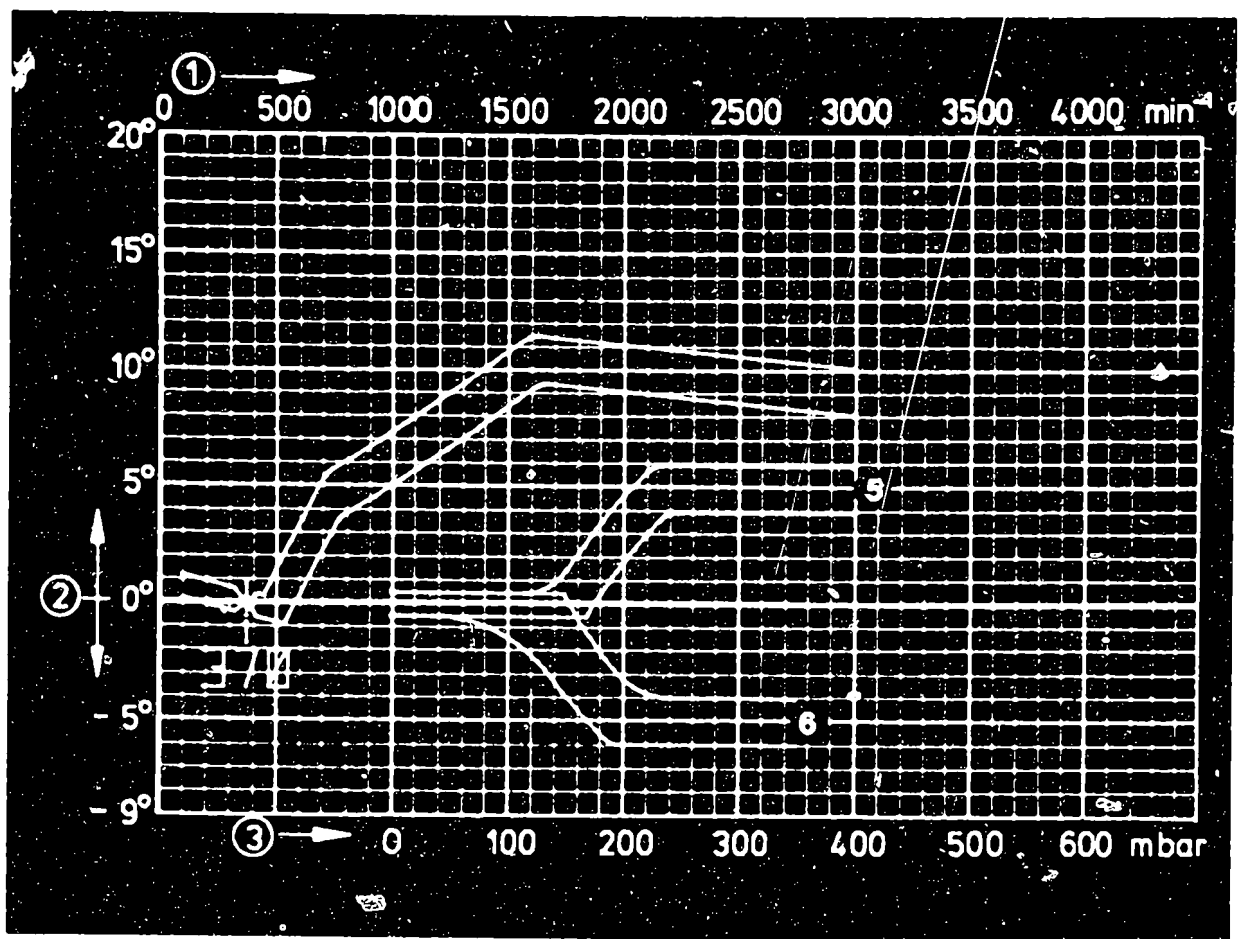
Repair and test instructions: W-237/503

**H4**

Test specifications

Ignition distributors 0 237..





0 237 302 005

- 1 = Distributor-shaft speed
- 2 = Distributor-shaft advance
- 3 = Negative gauge pressure
- 5 = Negative gauge pressure (vacuum) advance
- 6 = Negative gauge pressure (vacuum) retard

Test adapter KDZV 7202

ZV-I

Resistance of magnetic-pulse generator 520...700  $\Omega$

Air gap min. 0.35 mm

Addition to tolerance range  $\pm 0.5^\circ$  dist. shaft

Cut-out speed of limiter 3260 to 3460  $\text{min}^{-1}$

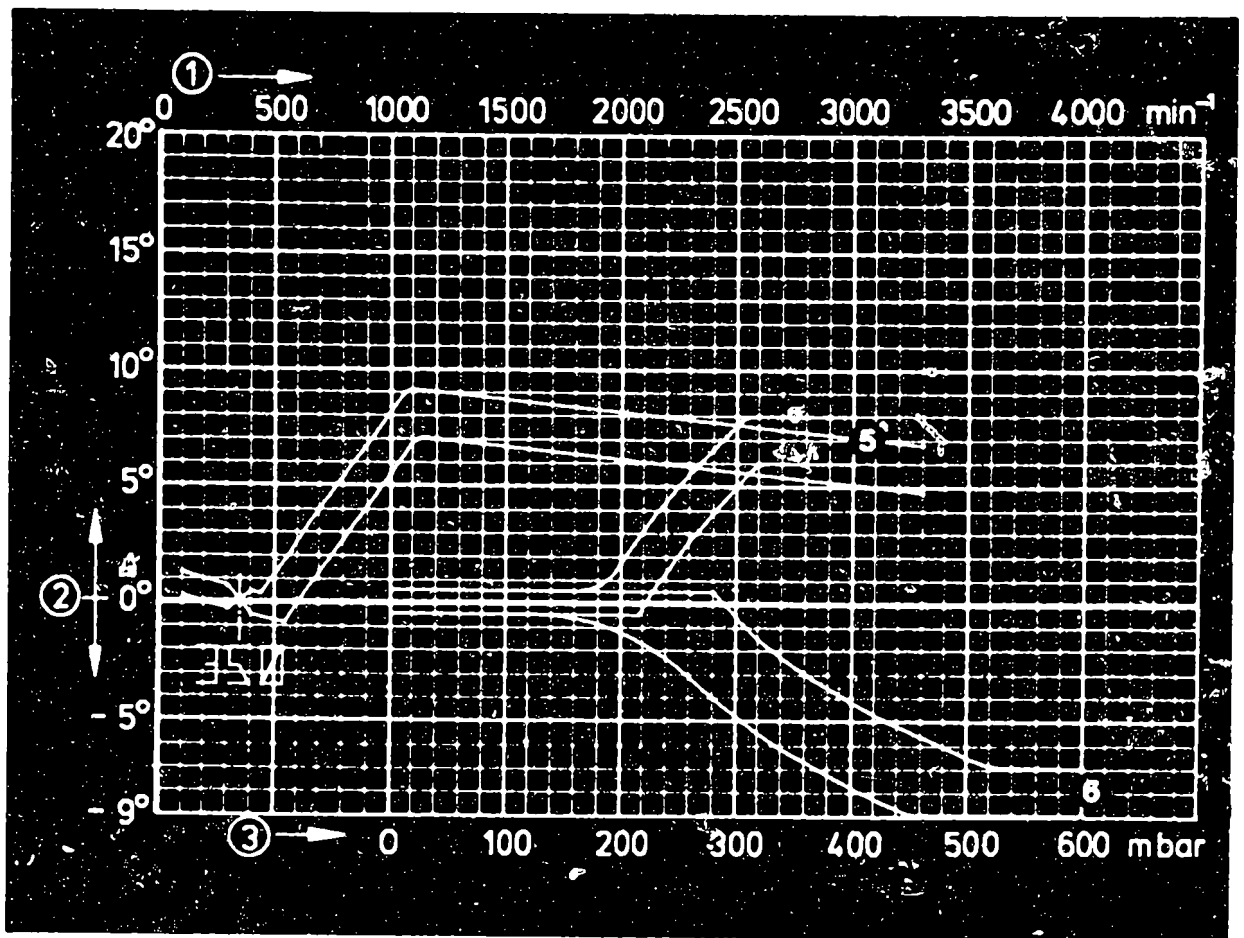
Repair and test instructions: W-237/503

**H5**

Test specifications

Ignition distributors 0 237..





0 237 302 006

1 = Distributor-shaft speed

2 = Distributor-shaft advance

3 = Negative gauge pressure

5 = Negative gauge pressure (vacuum) advance

6 = Negative gauge pressure (vacuum) retard

Test adapter KDZV 7202

ZV-I

Resistance of magnetic-pulse generator 520...700 Ω

Air gap min. 0.40 mm

Addition to tolerance range ± 0.5° dist.

shaft

Cut-out speed of limiter

3230 to 3430 min<sup>-1</sup>

Repair and test instructions: W-237/503

Clamping flange:

1 685 720 214

Driver:

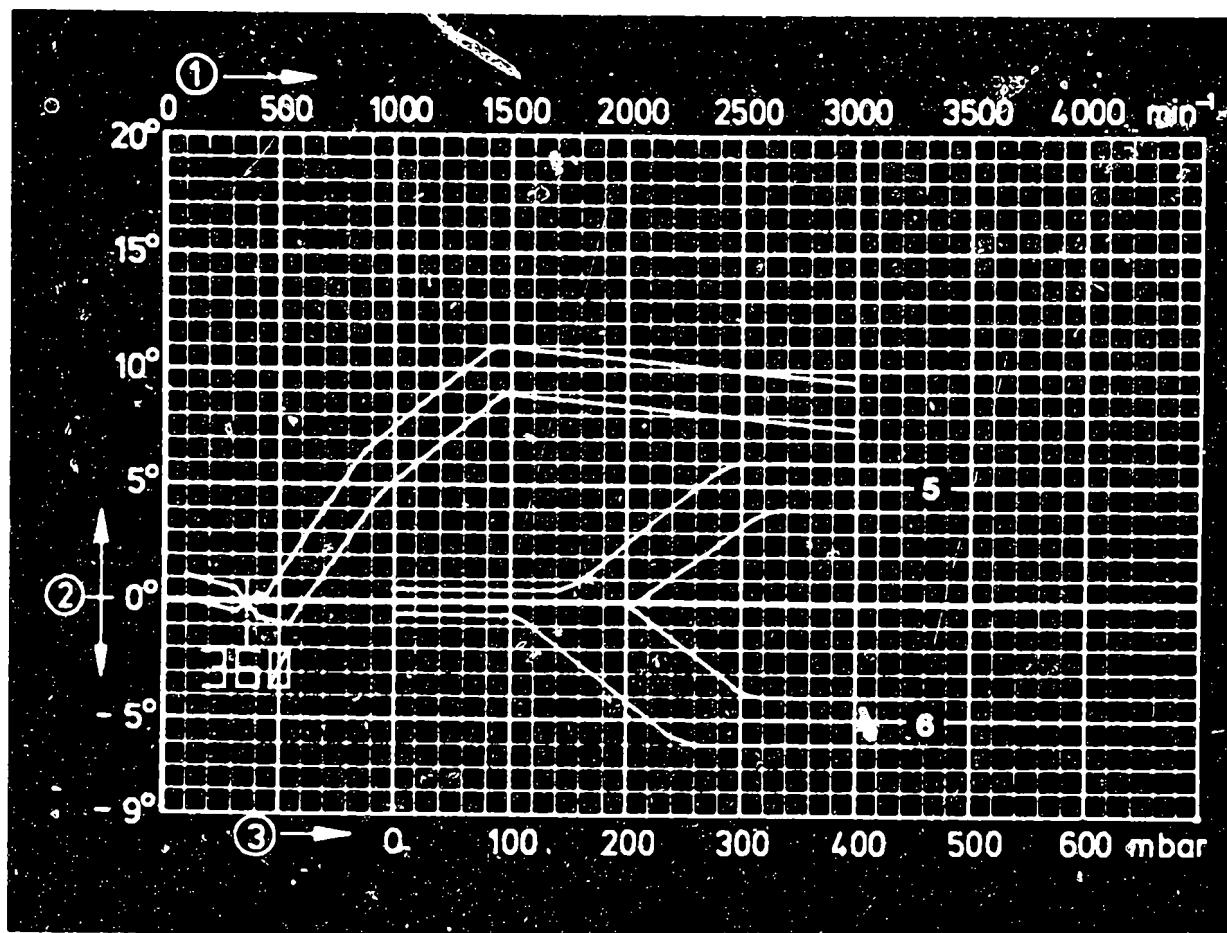
1 686 400 003

**H6**

Test specifications

Ignition distributors 0 237..





0 237 302 008

1 = Distributor-shaft speed

2 = Distributor-shaft advance

3 = Negative gauge pressure

5 = Negative gauge pressure (vacuum) advance

6 = Negative gauge pressure (vacuum) retard

Test adapter KDZV 7202

ZV-I

Resistance of magnetic-pulse generator

520...700 Ω

Air gap min.

0.35 mm

Addition to tolerance range

± 0.5° dist.  
shaft

Cut-out speed of limiter

3040 to 3220  
min<sup>-1</sup>

Repair and test instructions: W-237/503

Clamping flange:

1 685 720 214

Driver:

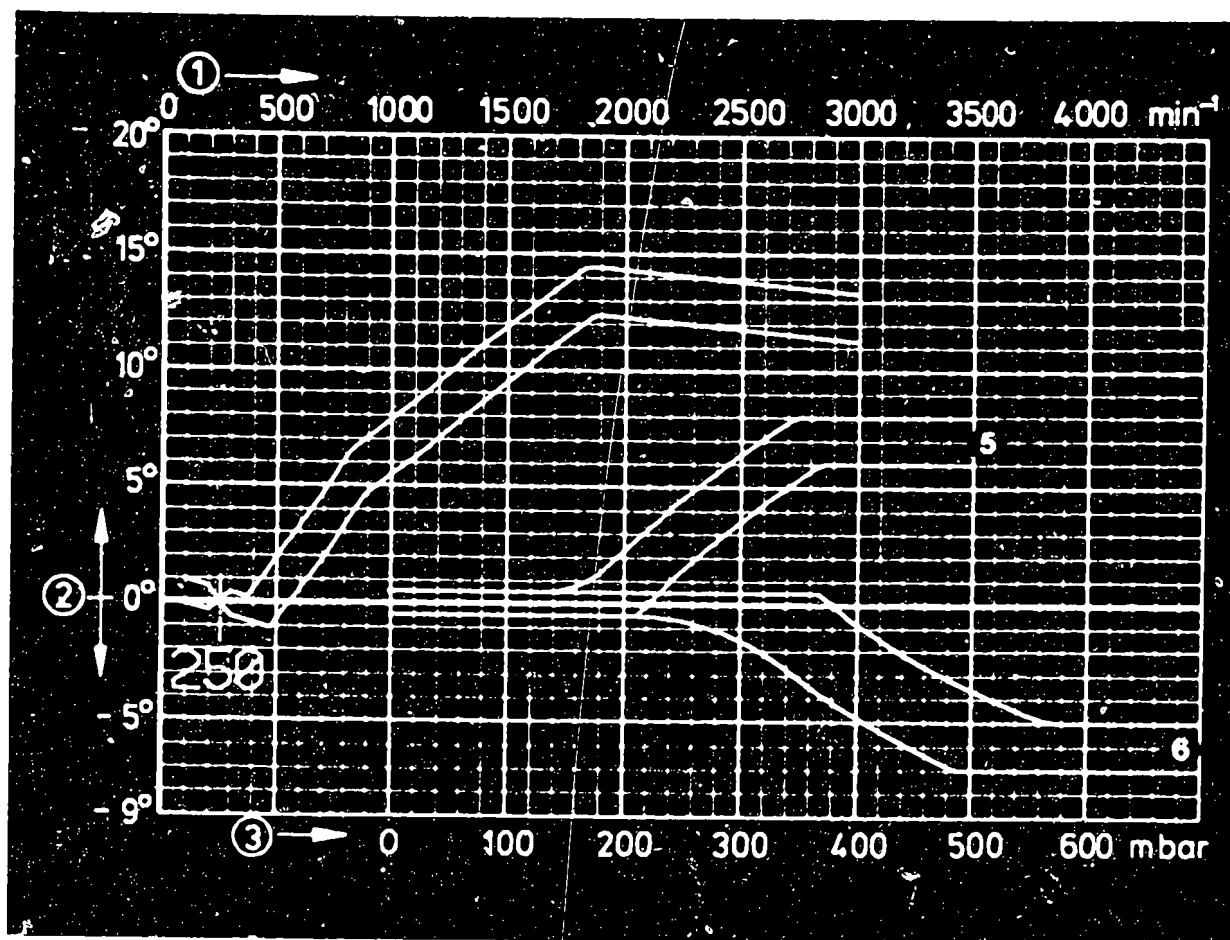
1 686 400 003

**H7**

Test specifications

Ignition distributors 0 237..





0 237 302 010

1 = Distributor-shaft speed

2 = Distributor-shaft advance

3 = Negative gauge pressure

5 = Negative gauge pressure (vacuum) advance

6 = Negative gauge pressure (vacuum) retard

Test adapter KDZV 7202

ZV-I

Resistance of magnetic-pulse generator 520...700  $\Omega$

Air gap min. 0.40 mm

Addition to tolerance range  $\pm 0.5^\circ$  dist. shaft

Cut-out speed of limiter 3230 to 3430  $\text{min}^{-1}$

Repair and test instructions: W-237/503

Clamping flange:

1 685 720 214

Driver:

1 686 400 003

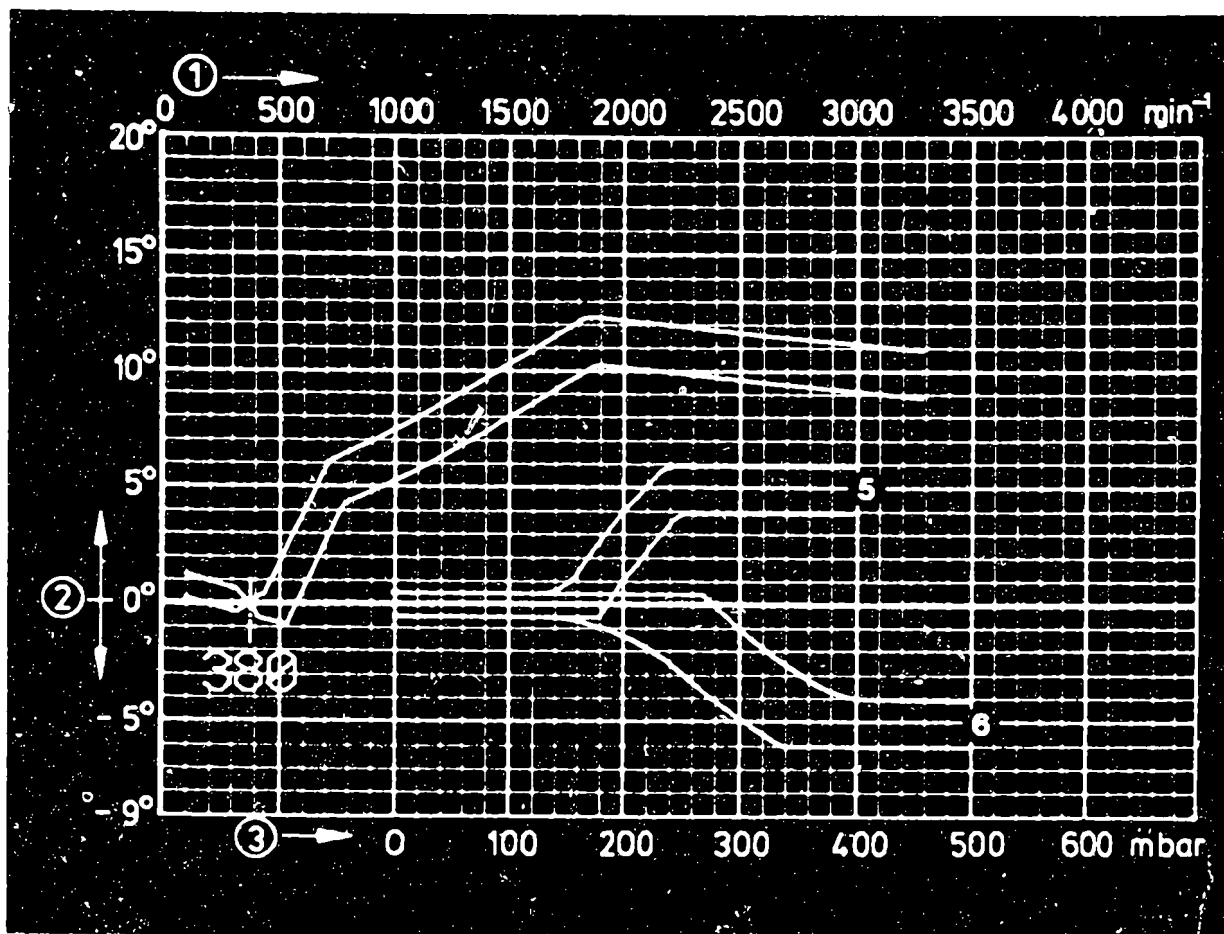
**H8**

Test specifications

Ignition distributors 0 237..







0 237 302 011

1 = Distributor-shaft speed

2 = Distributor-shaft advance

3 = Negative gauge pressure

5 = Negative gauge pressure (vacuum) advance

6 = Negative gauge pressure (vacuum) retard

Test adapter KDZV 7202

ZV-I

Resistance of magnetic-pulse generator

520...700 Ω

Air gap min.

0.40 mm

Addition to tolerance range

± 0.5° dist.  
shaft

Cut-out speed of limiter

3230 to 3430  
min<sup>-1</sup>

Repair and test instructions: W-237/ 503

Clamping flange:

1 685 720 214

Driver:

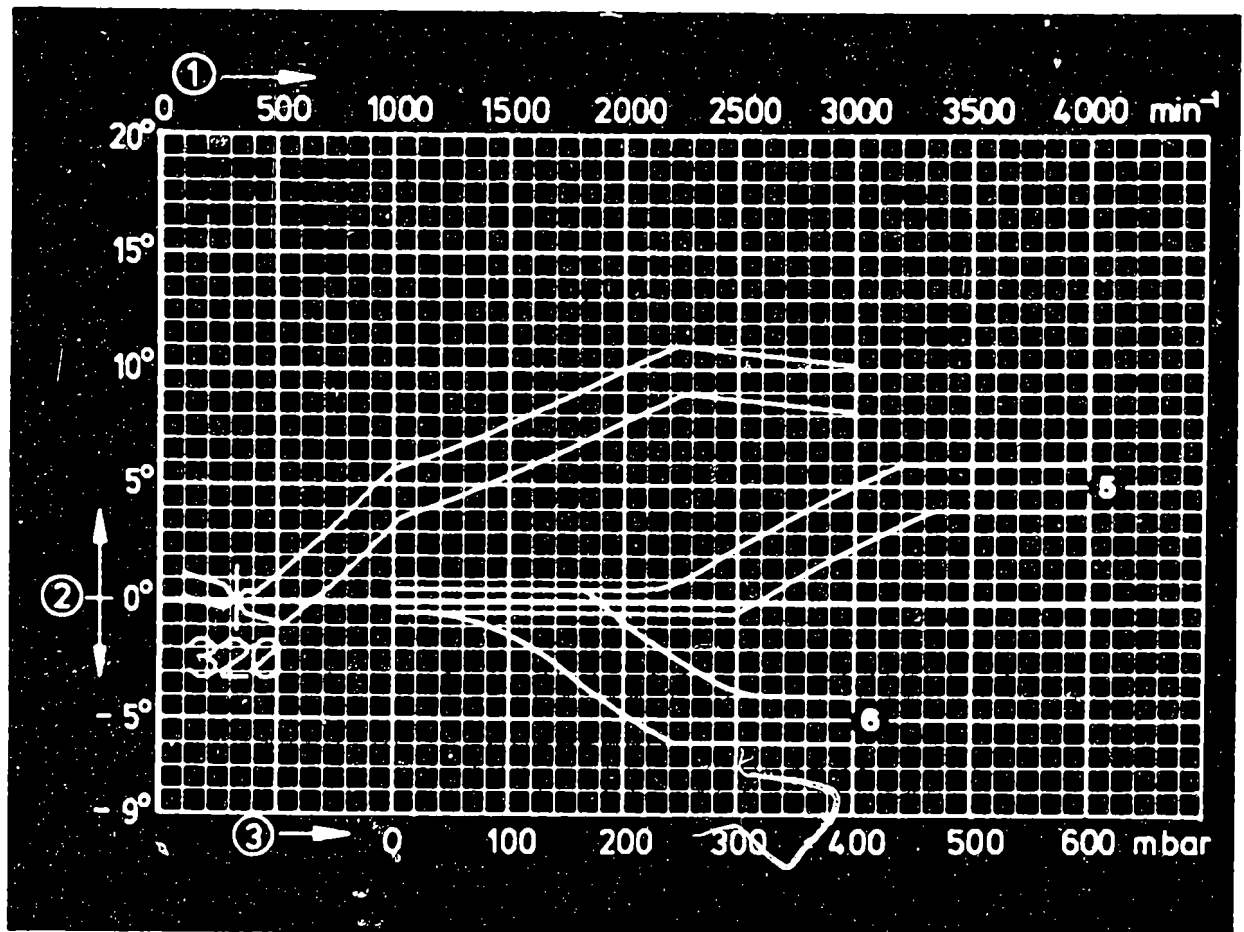
1 686 400 003

**H9**

Test specifications

Ignition distributors 0 237..





0 237 302 013

- 1 = Distributor-shaft speed
- 2 = Distributor-shaft advance
- 3 = Negative gauge pressure
- 5 = Negative gauge pressure (vacuum) advance
- 6 = Negative gauge pressure (vacuum) retard

Test adapter KDZV 7202	ZV-I
Resistance of magnetic-pulse generator	520...700 $\Omega$
Air gap min.	0.40 mm
Addition to tolerance range	$\pm 0.5^\circ$ dist. shaft
Cut-out speed of limiter	3230 to 3430 $\text{min}^{-1}$

Repair and test instructions: W-237/503

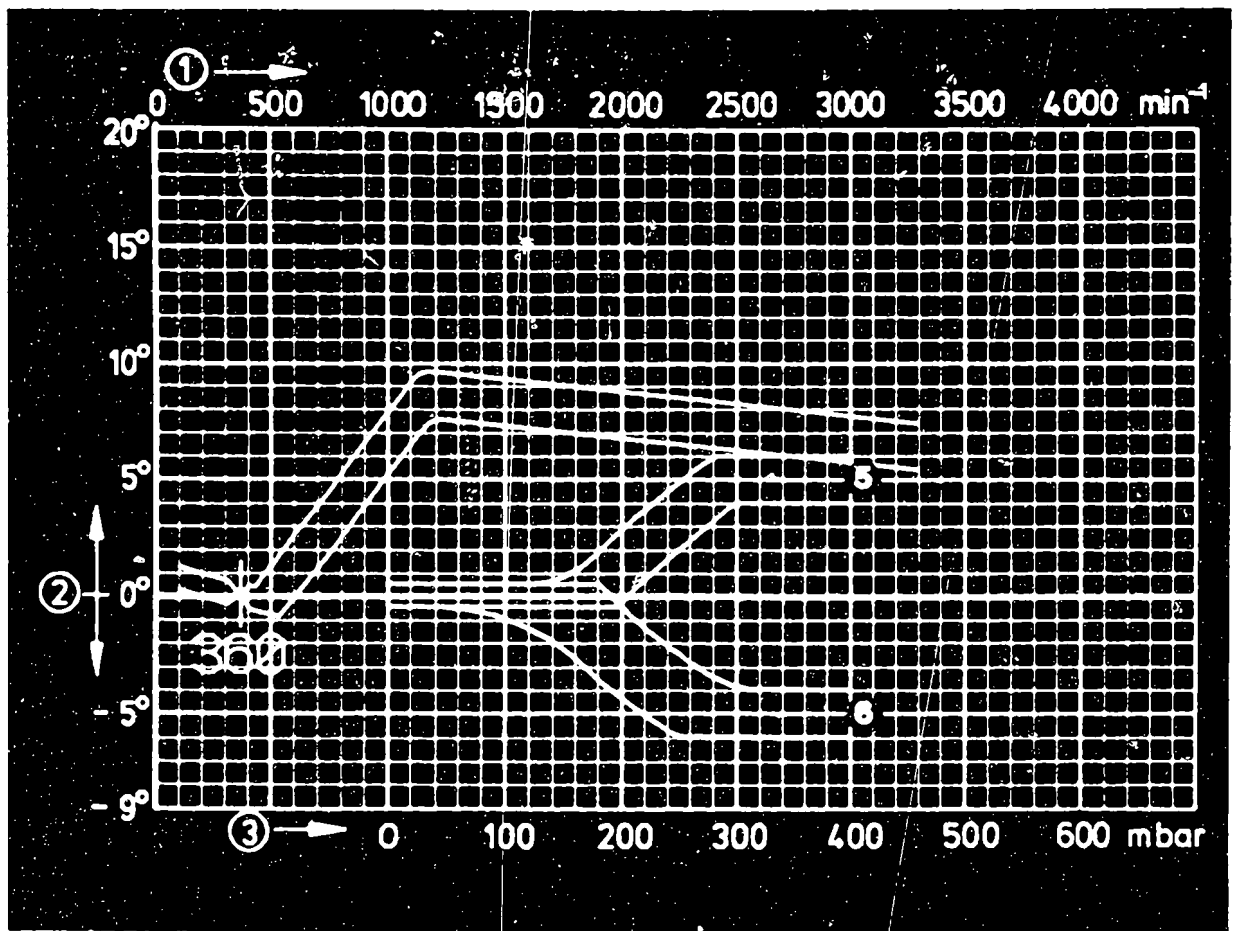
Clamping flange:	1 685 720 214
Driver:	1 686 400 003

**H10**

Test specifications

Ignition distributors 0 237..





0 237 302 014

- 1 = Distributor-shaft speed
- 2 = Distributor-shaft advance
- 3 = Negative gauge pressure
- 5 = Negative gauge pressure (vacuum) advance
- 6 = Negative gauge pressure (vacuum) retard

Test adapter KDZV 7202	ZV-I
Resistance of magnetic-pulse generator	520...700 Ω
Air gap min.	0.40 mm
Addition to tolerance range	± 0.5° dist. shaft
Cut-out speed of limiter	3230 to 3430 min <sup>-1</sup>

Repair and test instructions: W-237/503

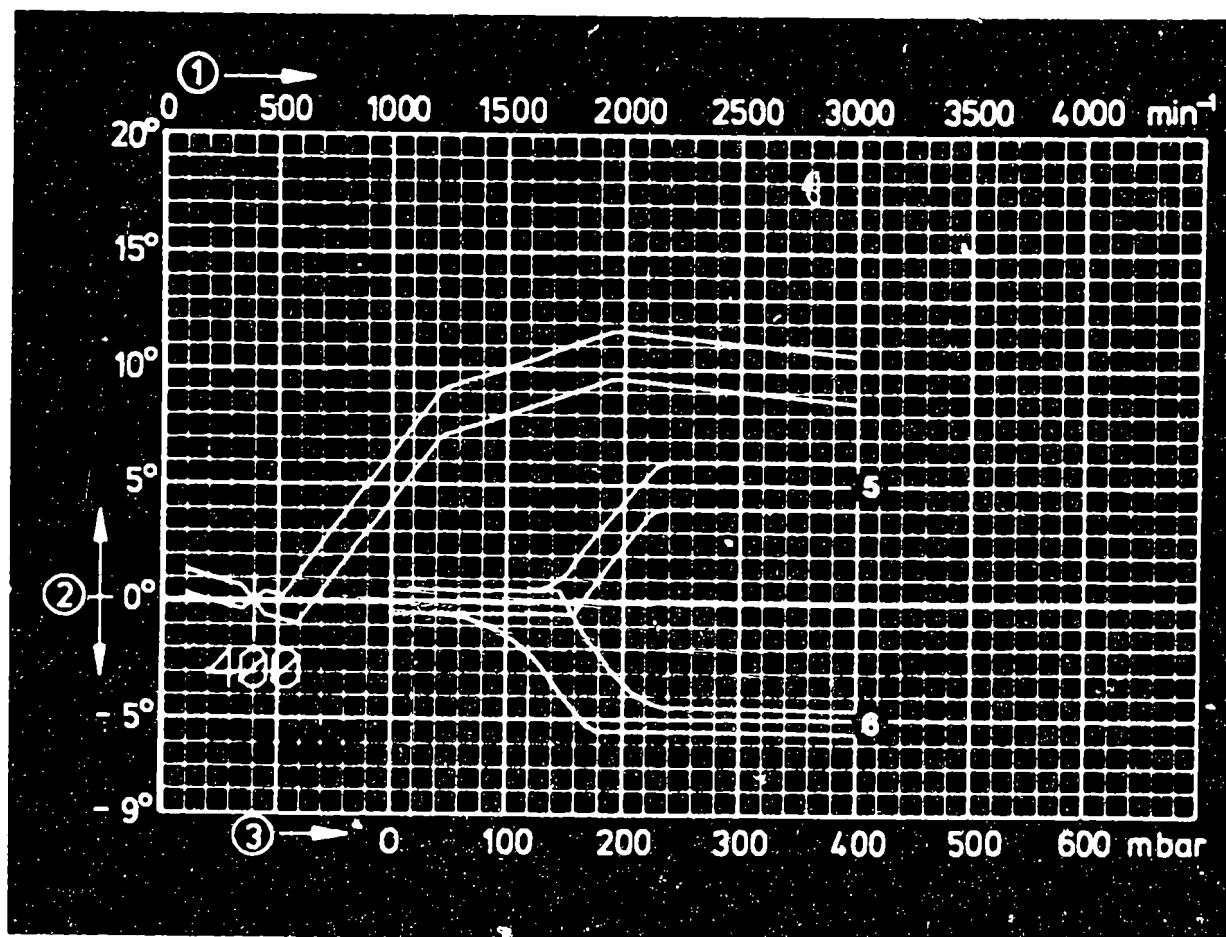
Clamping flange:	1 685 720 214
Driver:	1 686 400 003

**H11**

Test specifications

Ignition distributors 0 237..





0 237 302 015/..016

- 1 = Distributor-shaft speed
- 2 = Distributor-shaft advance
- 3 = Negative gauge pressure
- 5 = Negative gauge pressure (vacuum) advance
- 6 = Negative gauge pressure (vacuum) retard

Test adapter KDZV 7202	ZV-I
Resistance of magnetic-pulse generator	520...700 Ω
Air gap min.	0.40 mm
Addition to tolerance range	± 0.5° dist. shaft
Cut-out speed of limiter	3260 to 3460 min <sup>-1</sup>

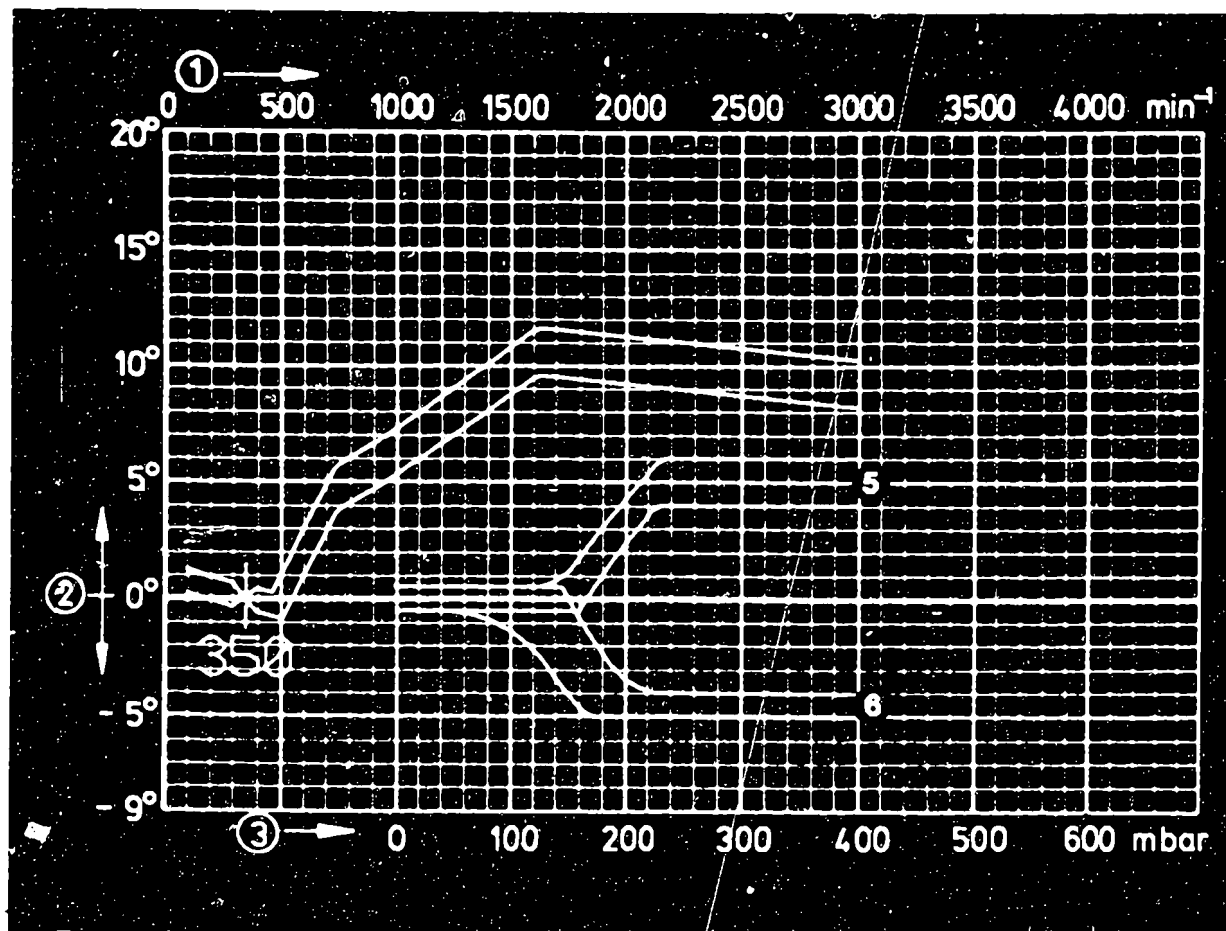
Repair and test instructions: W-237/503

**H12**

Test specifications

Ignition distributors 0 237..





0 237 302 017/..018

- 1 = Distributor-shaft speed
- 2 = Distributor-shaft advance
- 3 = Negative gauge pressure
- 5 = Negative gauge pressure (vacuum) advance
- 6 = Negative gauge pressure (vacuum) retard

Test adapter KDZV 7202

ZV-I

Resistance of magnetic-pulse generator 520...700  $\Omega$

Air gap min. 0.40 mm

Addition to tolerance range  $\pm 0.5^\circ$  dist. shaft

Cut-out speed of limiter 3260 to 3460  $\text{min}^{-1}$

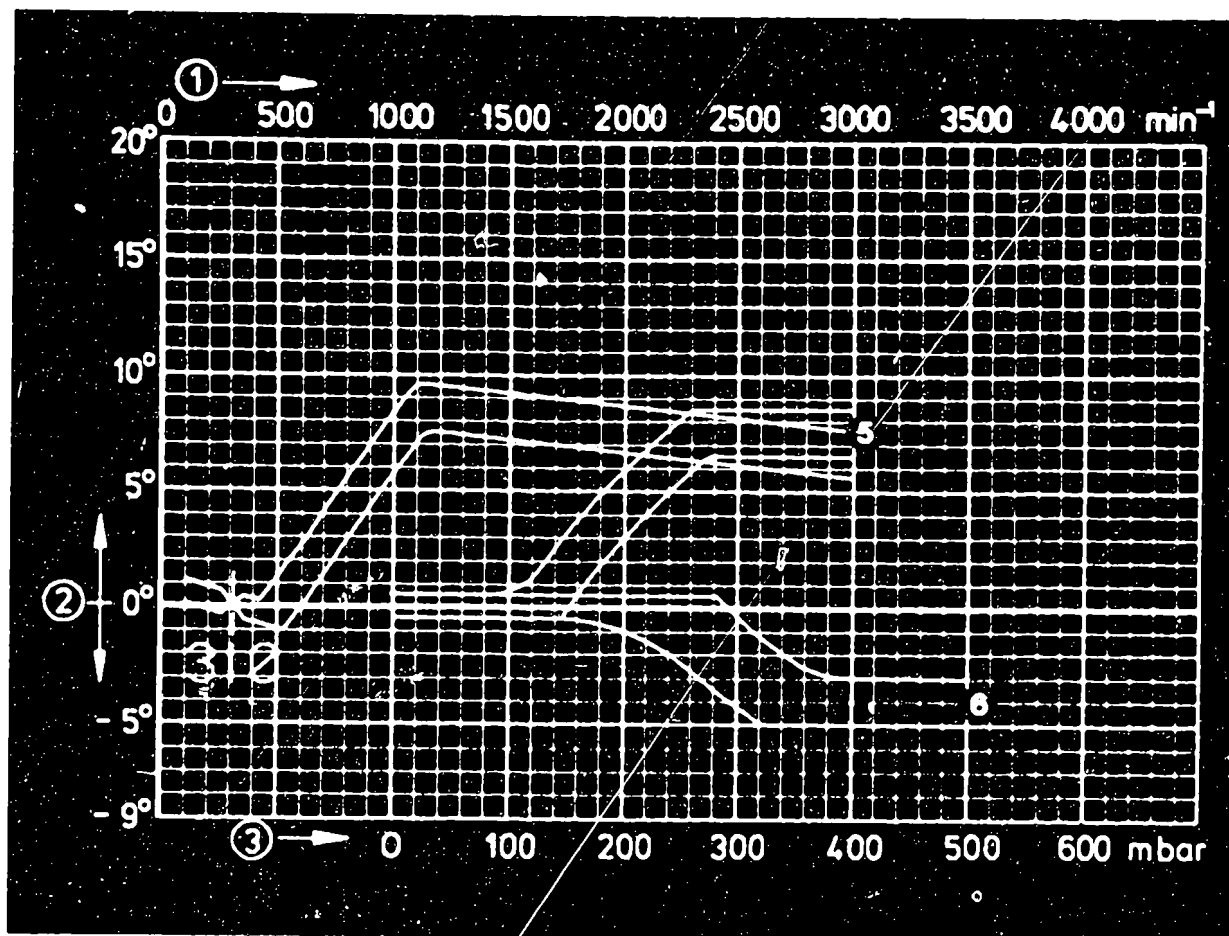
Repair and test instructions: W-237/503

**H13**

Test specifications

Ignition distributors 0 237..





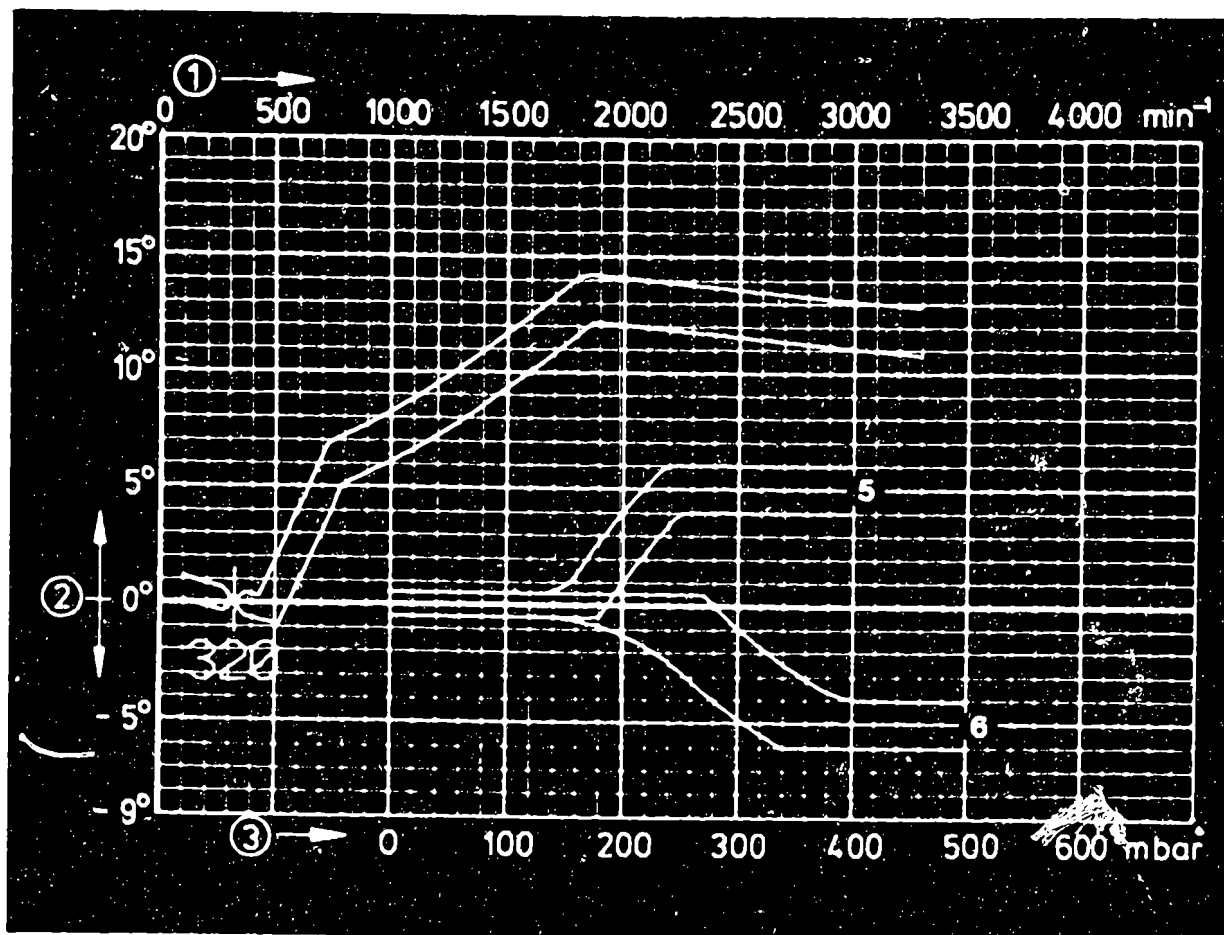
0 237 302 019

- 1 = Distributor-shaft speed
- 2 = Distributor-shaft advance
- 3 = Negative gauge pressure
- 5 = Negative gauge pressure (vacuum) advance
- 6 = Negative gauge pressure (vacuum) retard

Test adapter KDZV 7202 ZV-I  
 Resistance of magnetic-pulse generator 520...700  $\Omega$   
 Air gap min. 0.40 mm  
 Addition to tolerance range  $\pm 0.5^\circ$  dist. shaft  
 Cut-out speed of limiter 3230 to 3430  $\text{min}^{-1}$

Repair and test instructions: W-237/503

Clamping flange: 1 685 720 214  
 Driver: 1 686 400 003



0 237 302 023

1 = Distributor-shaft speed

2 = Distributor-shaft advance

3 = Negative gauge pressure

5 = Negative gauge pressure (vacuum) advance

6 = Negative gauge pressure (vacuum) retard

Test adapter KDZV 7202

ZV-I

Resistance of magnetic-pulse generator 950...1300  $\Omega$

Air gap min. 0.40 mm

Addition to tolerance range  $\pm 0.5^\circ$  dist. shaft

Cut-out speed of limiter 3230 to 3430  $\text{min}^{-1}$

Repair and test instructions: W-237/ 503

Clamping flange:

1 685 720 214

Driver:

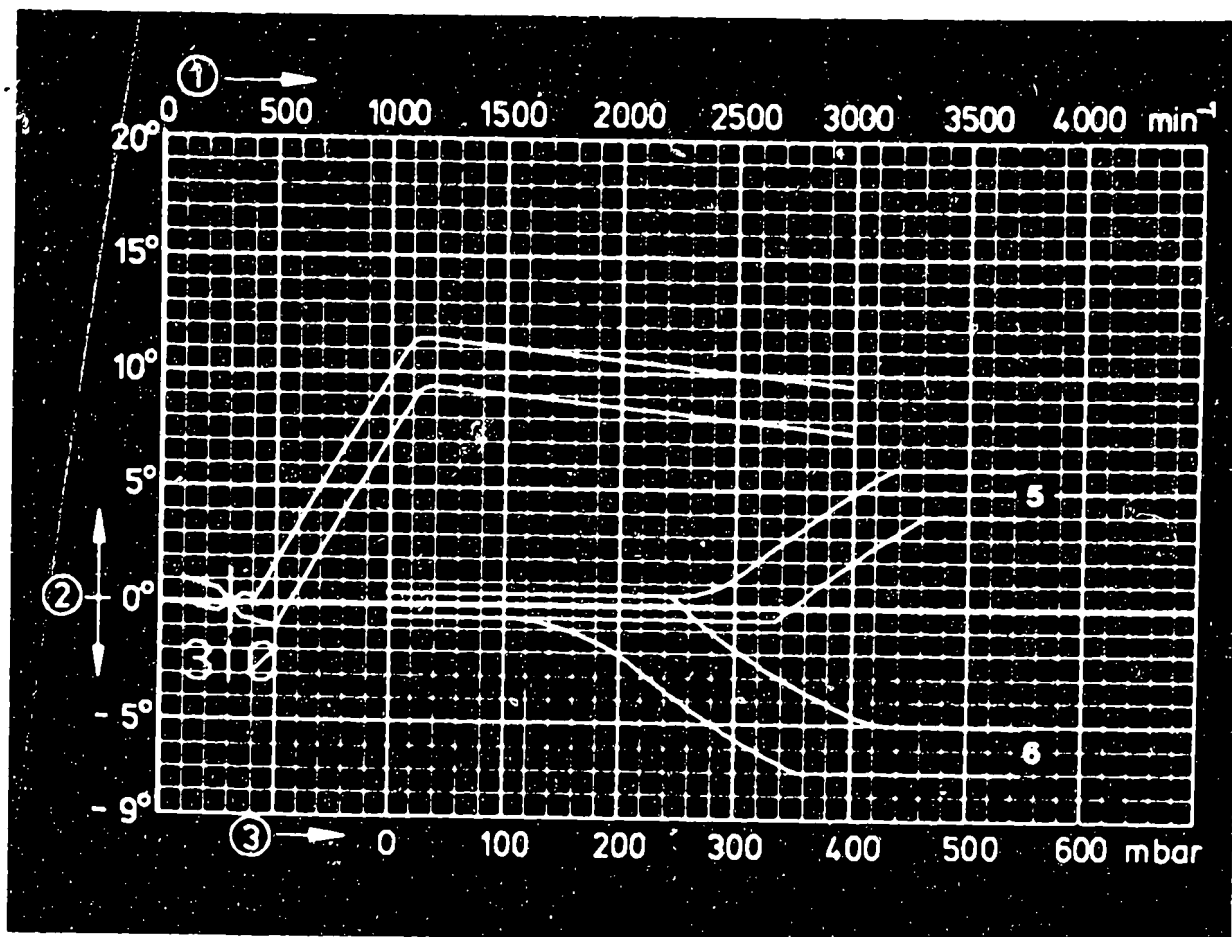
1 686 400 003

**H15**

Test specifications

Ignition distributors 0 237..





0 237 302 024

1 = Distributor-shaft speed

2 = Distributor-shaft advance

3 = Negative gauge pressure

5 = Negative gauge pressure (vacuum) advance

6 = Negative gauge pressure (vacuum) retard

Test adapter KDZV 7202

ZV-I

Resistance of magnetic-pulse generator

950...1300  $\Omega$

Air gap min.

0.40 mm

Addition to tolerance range

$\pm 0.5^\circ$  dist.  
shaft

Cut-out speed of limiter

3230 to 3430  $\text{min}^{-1}$

Repair and test instruction: W-237/ 503

Clamping flange:

1 685 720 214

Driver:

1 686 400 003

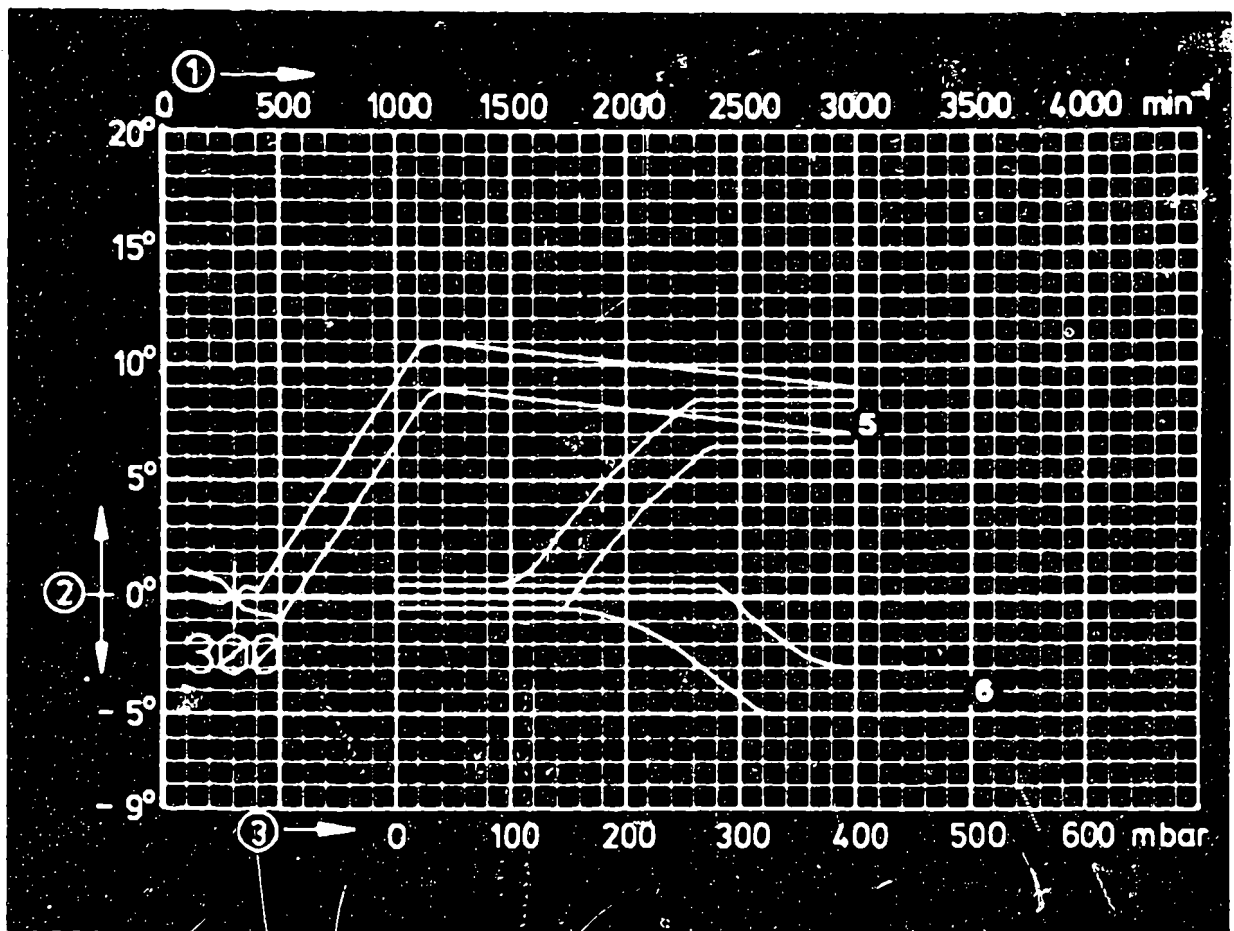
**H 16**

Test specifications

Ignition distributors 0 237..







0 237 302 026

1 = Distributor-shaft speed

2 = Distributor-shaft advance

3 = Negative gauge pressure

5 = Negative gauge pressure (vacuum) advance

6 = Negative gauge pressure (vacuum) retard

Test adapter KDZV 7202

ZV-I

Resistance of magnetic-pulse generator

950...1300 Ω

Air gap min.

0.40 mm

Addition to tolerance range

± 0.5° dist.

shaft

Cut-out speed of limiter

3230 to 3430 min<sup>-1</sup>

Repair and test instructions: W-237/503

Clamping flange:

1 685 720 214

Driver:

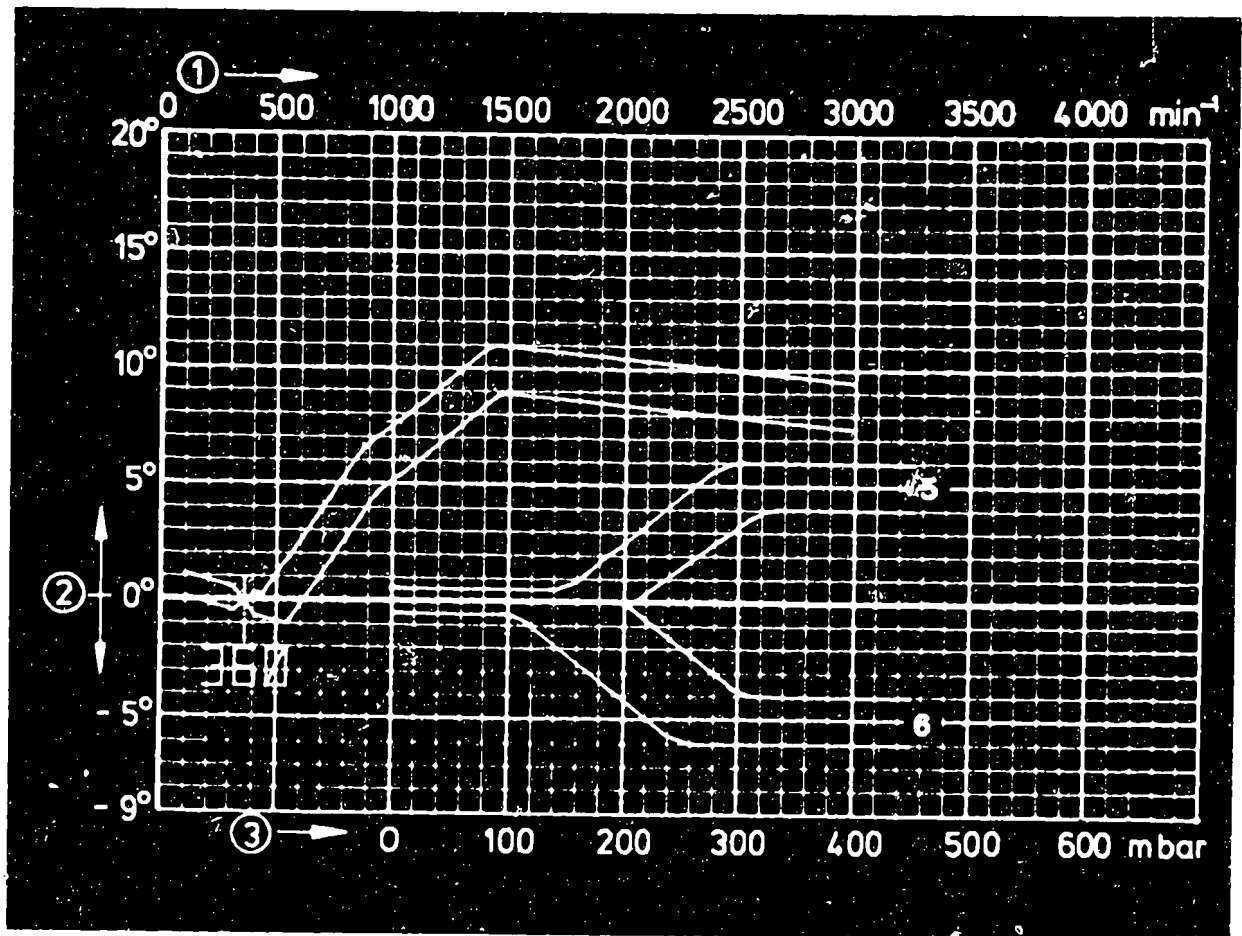
1 686 400 003

**H17**

Test specifications

Ignition distributors 0 237..





0 237 302 027

1 = Distributor-shaft speed

2 = Distributor-shaft advance

3 = Negative gauge pressure

5 = Negative gauge pressure (vacuum) advance

6 = Negative gauge pressure (vacuum) retard

Test adapter KDZV 7202

ZV-I

Resistance of magnetic-pulse generator 520...700 Ω

Air gap min.

0.35 mm

Addition to tolerance range

± 0.5° dist.  
shaft

Cut-out speed of limiter

2910 to 3090  
min<sup>-1</sup>

Repair and test instructions: W-237/503

Clamping flange:

1 685 720 214

Driver:

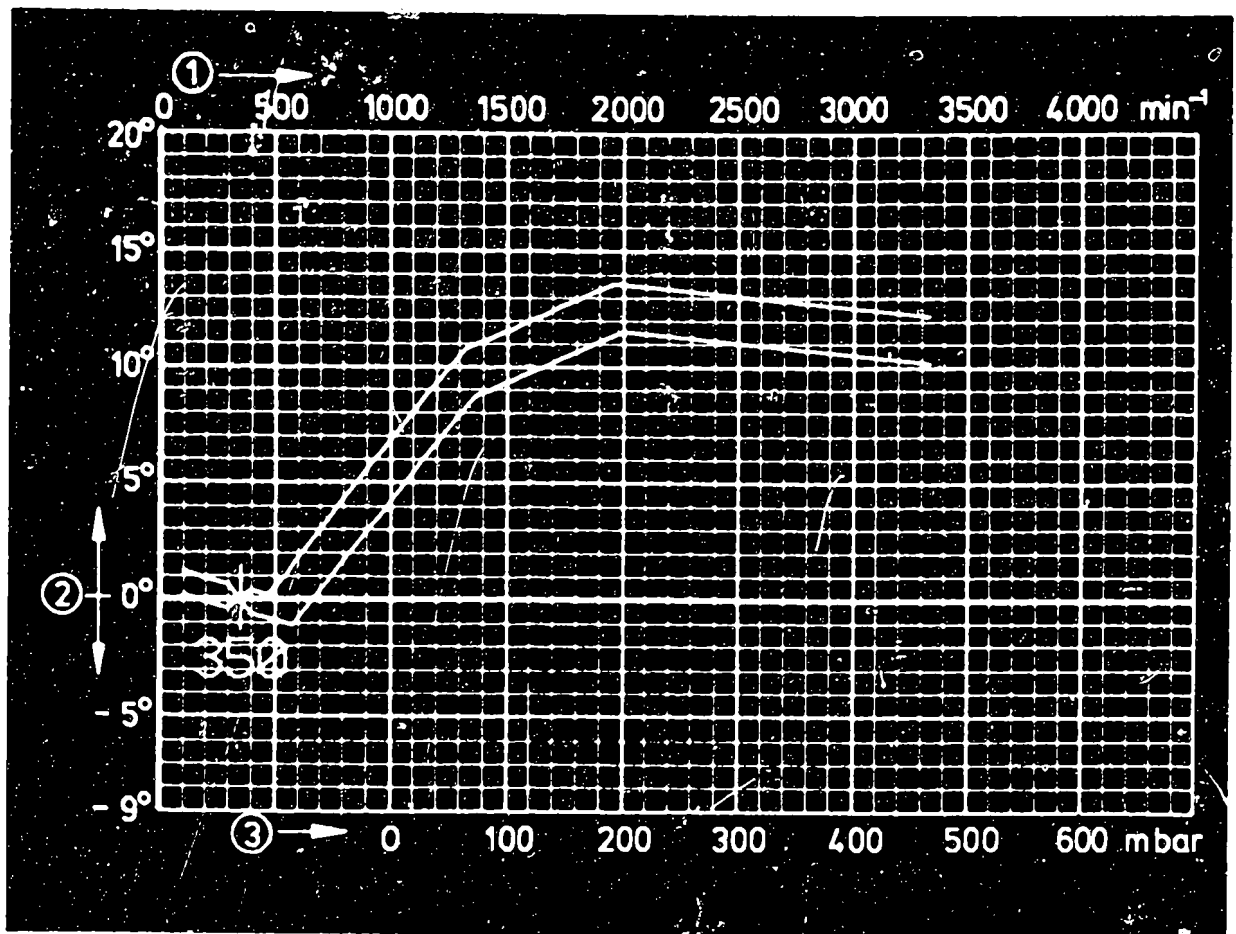
1 686 400 003

**H18**

Test specifications

Ignition distributors 0 237..





0 237 303 001

1 = Distributor-shaft speed

2 = Distributor-shaft advance

3 = Negative gauge pressure

Test adapter KDZV 7202

Resistance of magnetic-pulse generator

Air gap min.

Addition to tolerance range

Cut-out speed of limiter

ZV-I

520...700  $\Omega$

0.40 mm

$\pm 0.5^\circ$  dist.

shaft

3090 to 3280  $\text{min}^{-1}$

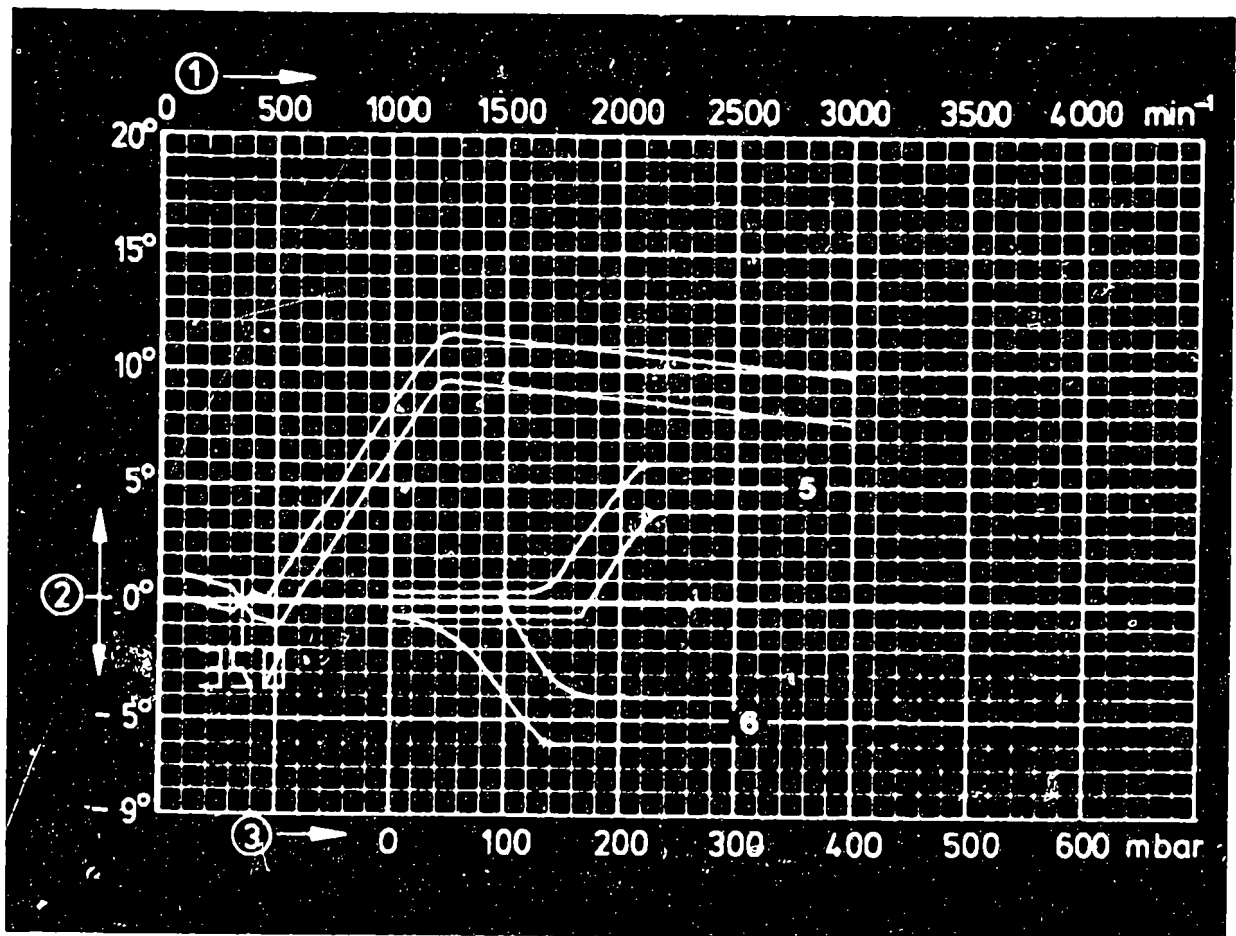
Repair and test instructions: W-237/503

**H 19**

Test specifications

Ignition distributors 0 237..





0 237 304 001

- 1 = Distributor-shaft speed
- 2 = Distributor-shaft advance
- 3 = Negative gauge pressure
- 5 = Negative gauge pressure (vacuum) advance
- 6 = Negative gauge pressure (vacuum) retard

Test adapter KDZV 7202 ZV-I  
 Resistance of magnetic-pulse generator 520...700  $\Omega$   
 Air gap min. 0.35 mm  
 Addition to tolerance range  $\pm 0.5^\circ$  dist. shaft  
 FD (date of manufacture) 725  $\rightarrow$

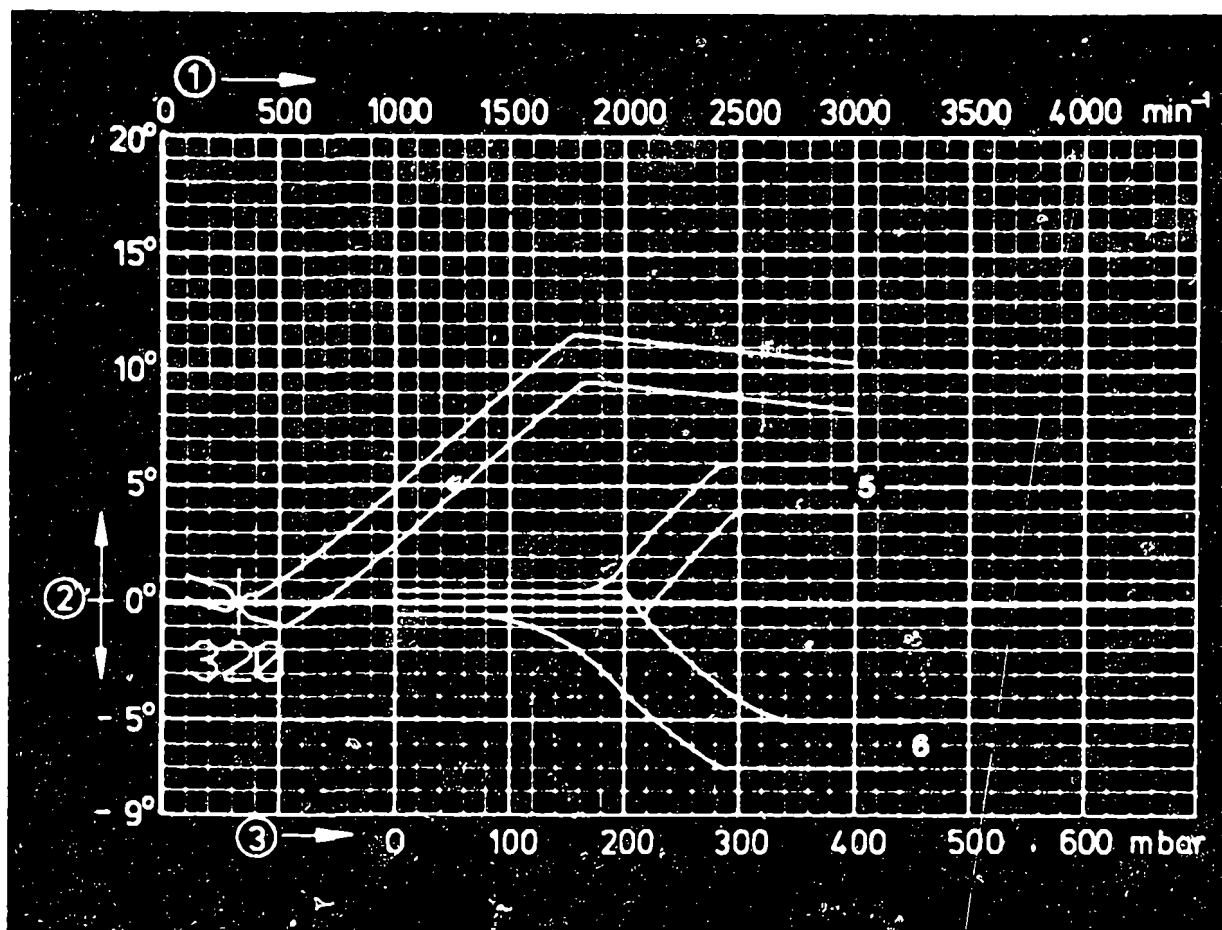
Repair and test instructions: W-237/503

Clamping flange: 1 685 720 214  
 Driver: 1 686 400 003

**H20**

Test specifications  
 Ignition distributors 0 237..





0 237 304 002

1 = Distributor-shaft speed

2 = Distributor-shaft advance

3 = Negative gauge pressure

5 = Negative gauge pressure (vacuum) advance

6 = Negative gauge pressure (vacuum) retard

Test adapter KDZV 7202

ZV-I

Resistance of magnetic-pulse generator 520...700  $\Omega$

Air gap min. 0.40 mm

Addition to tolerance range  $\pm 0.5^\circ$  dist. shaft

Repair and test instructions: W-237/503

Clamping flange:

1 685 720 214

Driver:

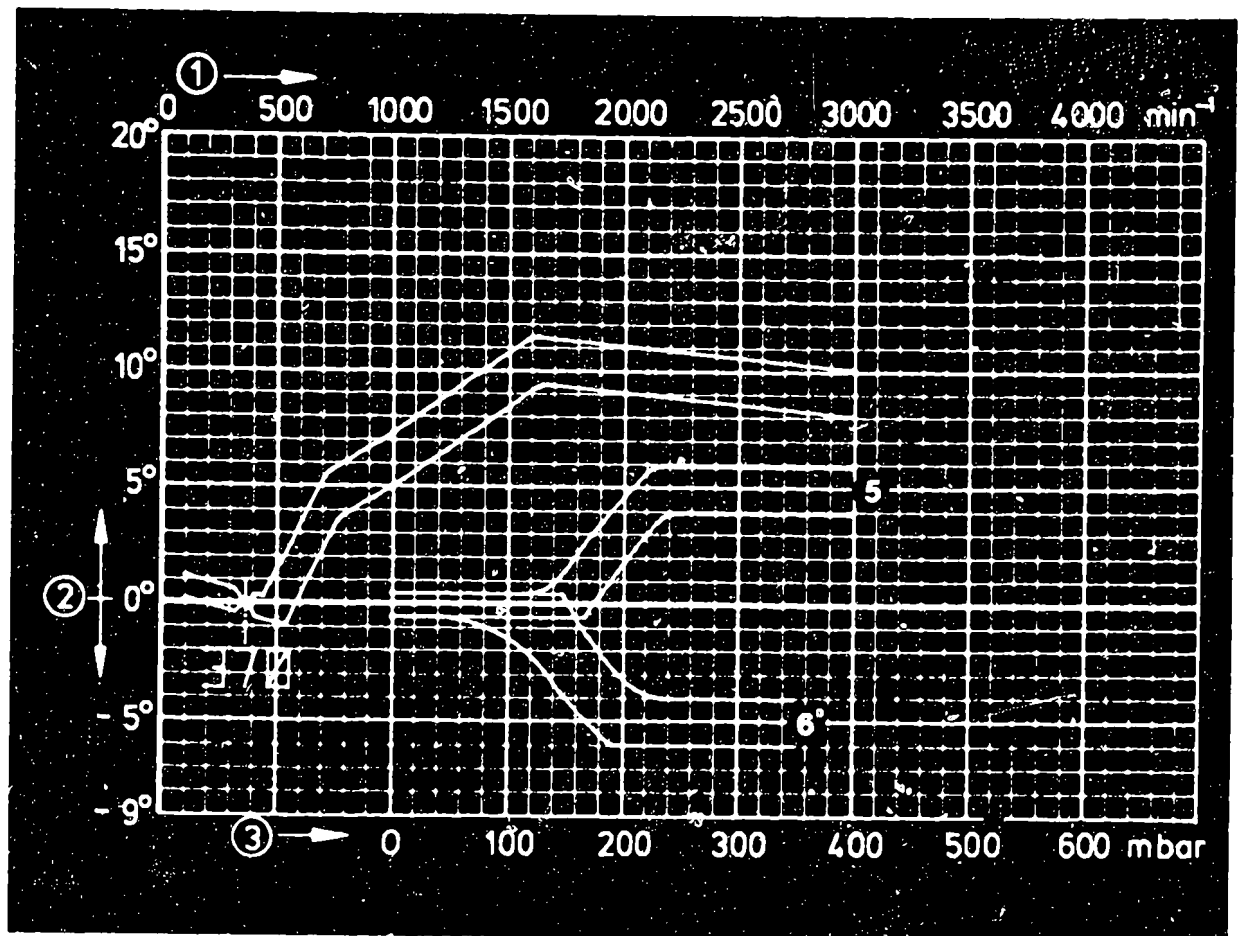
1 686 400 003

**H21**

Test specifications

Ignition distributors 0 237..





0 237 304 003

1 = Distributor-shaft speed

2 = Distributor-shaft advance

3 = Negative gauge pressure

5 = Negative gauge pressure (vacuum) advance

6 = Negative gauge pressure (vacuum) retard

Test adapter KDZV 7202

ZV-I

Resistance of magnetic-pulse generator 520...700  $\Omega$

Air gap min.

0.35 mm

Addition to tolerance range

$\pm 0.5^\circ$  dist.  
shaft

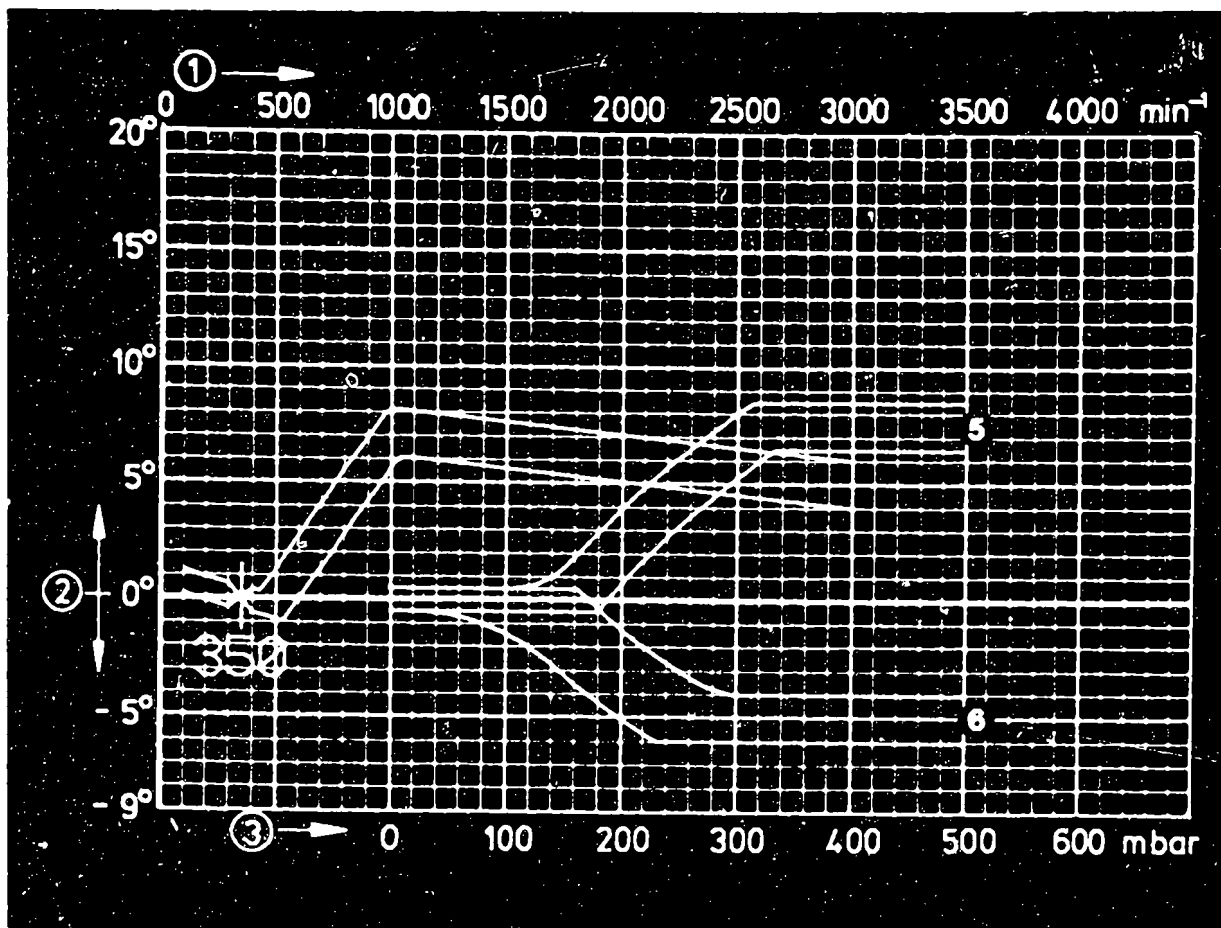
Repair and test instructions: W-237/503

**H22**

Test specifications

Ignition distributors 0 237..





0 237 304 004

1 = Distributor-shaft speed

2 = Distributor-shaft advance

3 = Negative gauge pressure

5 = Negative gauge pressure (vacuum) advance

6 = Negative gauge pressure (vacuum) retard

Test adapter KDZV 7202

ZV-I

Resistance of magnetic-pulse generator

520...700 Ω

Air gap min.

0.40 mm

Addition to tolerance range

± 0.5° dist.  
shaft

Cut-out speed of limiter

3230 to 3430  
min<sup>-1</sup>

Repair and test instructions: W-237/503

Clamping flange:

1 685 720 214

Driver:

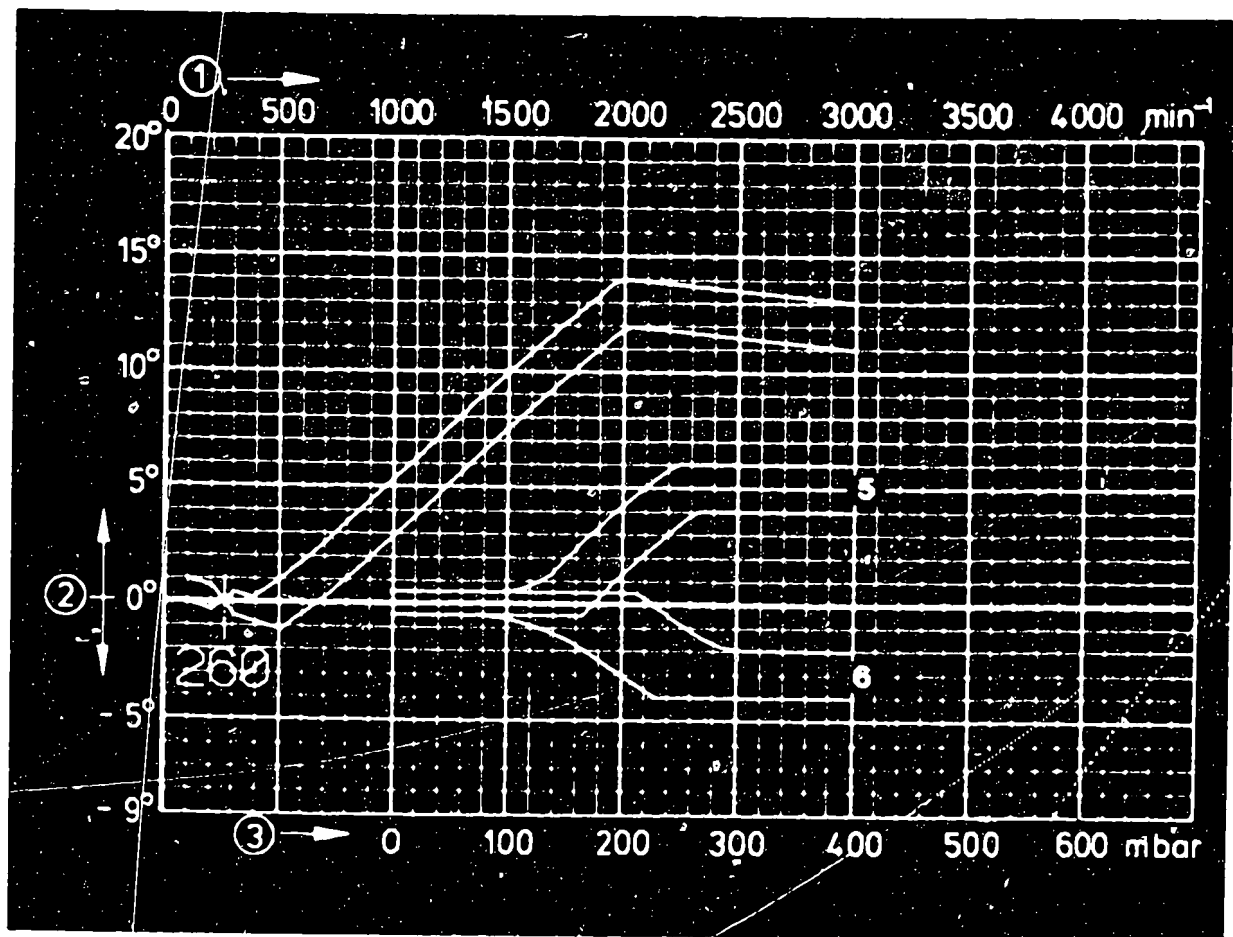
1 686 400 003

**H23**

Test specifications

Ignition distributors 0 237..





0 237 304 005

1 = Distributor-shaft speed

2 = Distributor-shaft advance

3 = Negative gauge pressure

5 = Negative gauge pressure (vacuum) advance

6 = Negative gauge pressure (vacuum) retard

Test adapter KDZV 7202

ZV-I

Resistance of magnetic-pulse generator 520...700  $\Omega$

Air gap min. 0.40 mm

Addition to tolerance range  $\pm 0.5^\circ$  dist. shaft

Repair and test instructions: W-237/503

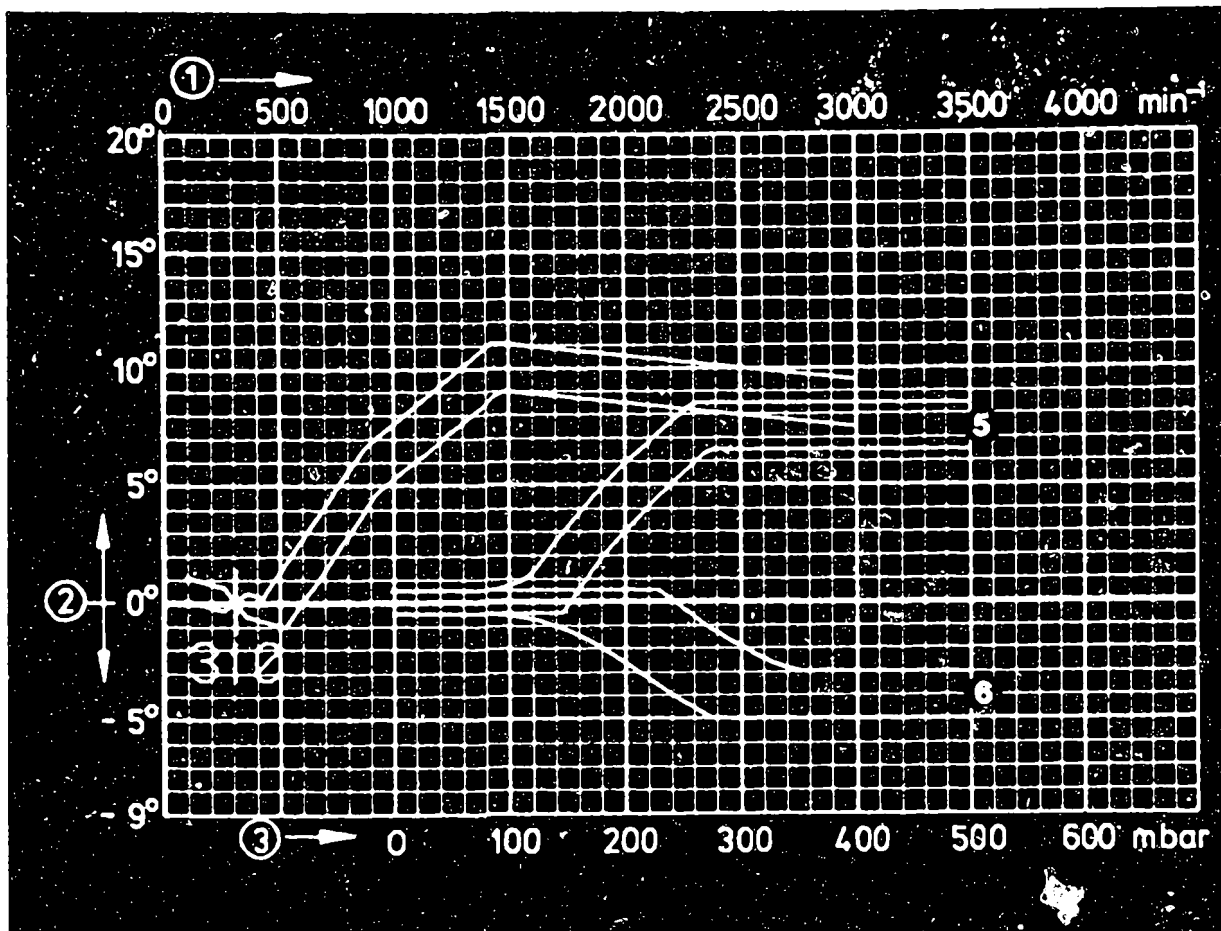
**H24**

Test specifications

Ignition distributors 0 237..







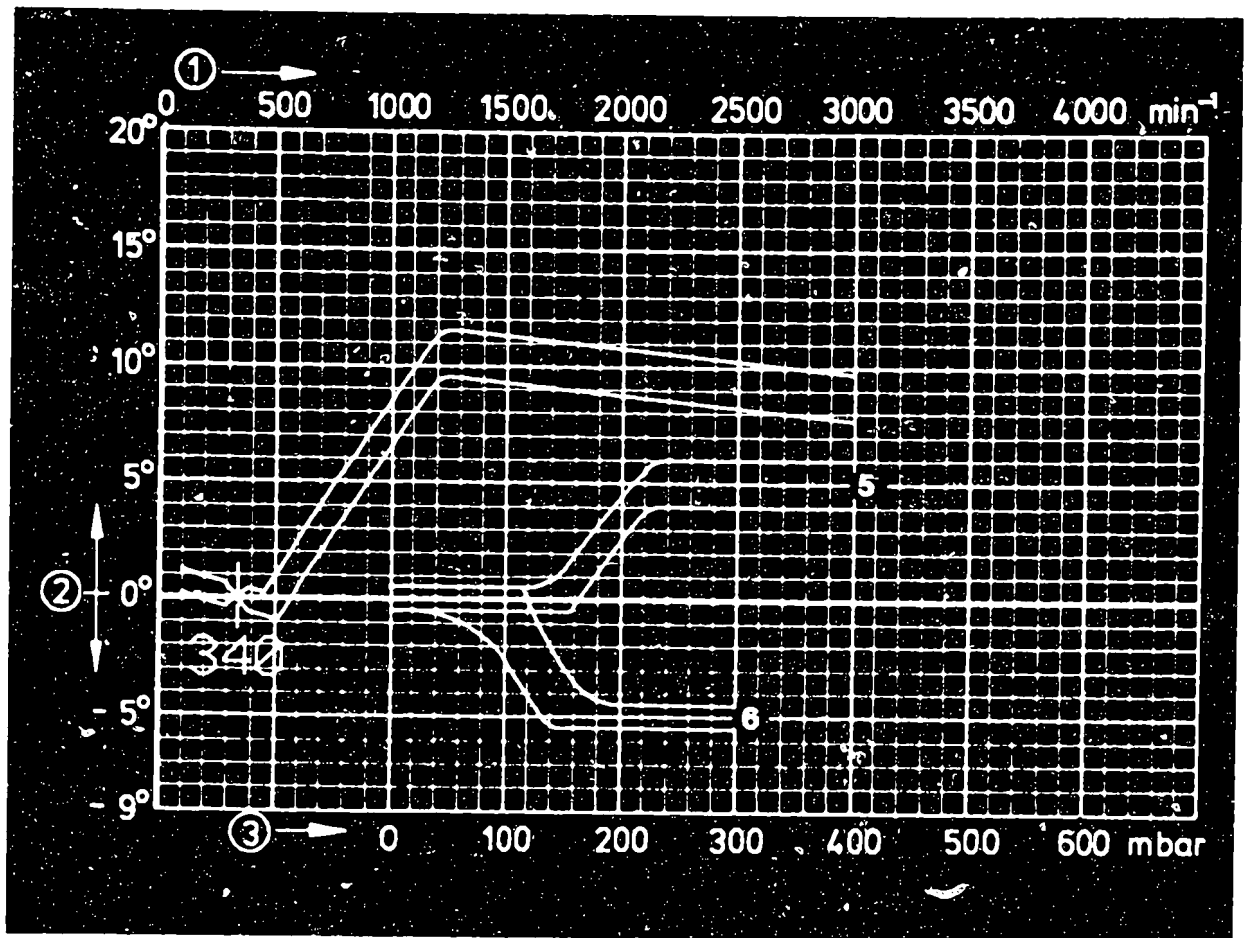
0 237 304 006

- 1 = Distributor-shaft speed
- 2 = Distributor-shaft advance
- 3 = Negative gauge pressure
- 5 = Negative gauge pressure (vacuum) advance
- 6 = Negative gauge pressure (vacuum) retard
- Test adapter KDZV 7202
- Resistance of magnetic-pulse generator 520...700 Ω
- Air gap min. 0.40 mm
- Addition to tolerance range ± 0.5° dist. shaft

Repair and test instruction: W-237/503

Clamping flange: 1 685 720 214  
 Driver: 1 686 400 003

<b>J1</b>	Test specifications <hr/> Ignition distributors 0 237..	
-----------	--	--



0 237 304 010

1 = Distributor-shaft speed

2 = Distributor-shaft advance

3 = Negative gauge pressure

5 = Negative gauge pressure (vacuum) advance

6 = Negative gauge pressure (vacuum) retard

Test adapter KDZV 7202

ZV-I

Resistance of magnetic-pulse generator 520...700  $\Omega$

Air gap min.

0.40 mm

Addition to tolerance range

$\pm 0.5^\circ$  dist.  
shaft

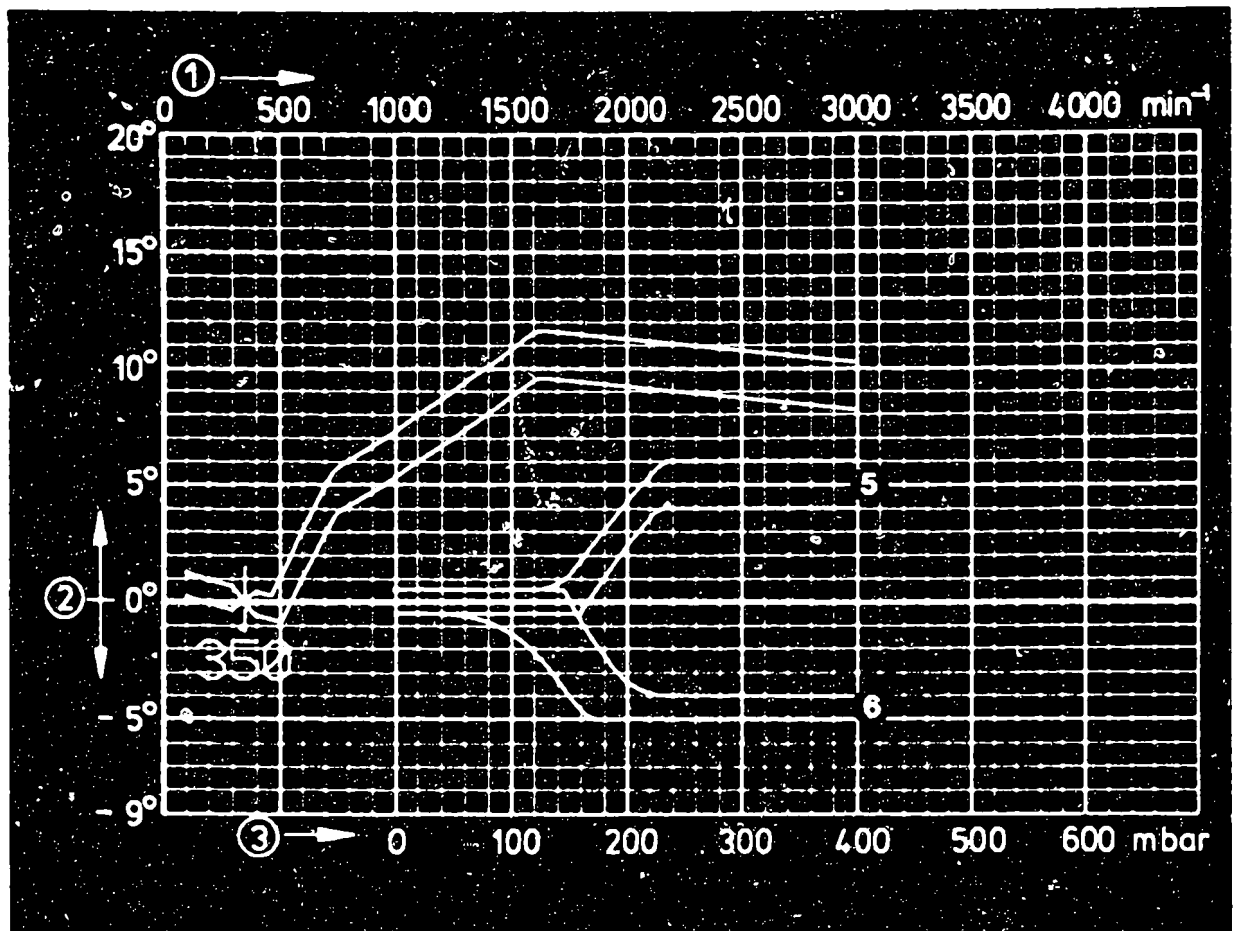
Repair and test instructions: W-237/503

**J2**

Test specifications

Ignition distributors 0 237..





0 237 304 012/..013

1 = Distributor-shaft speed

2 = Distributor-shaft advance

3 = Negative gauge pressure

5 = Negative gauge pressure (vacuum) advance

6 = Negative gauge pressure (vacuum) retard

Test adapter KDZV 7202

ZV-I

Resistance of magnetic-pulse generator 520...700  $\Omega$

Air gap min. 0.40 mm

Addition to tolerance range  $\pm 0.5^\circ$  dist. shaft

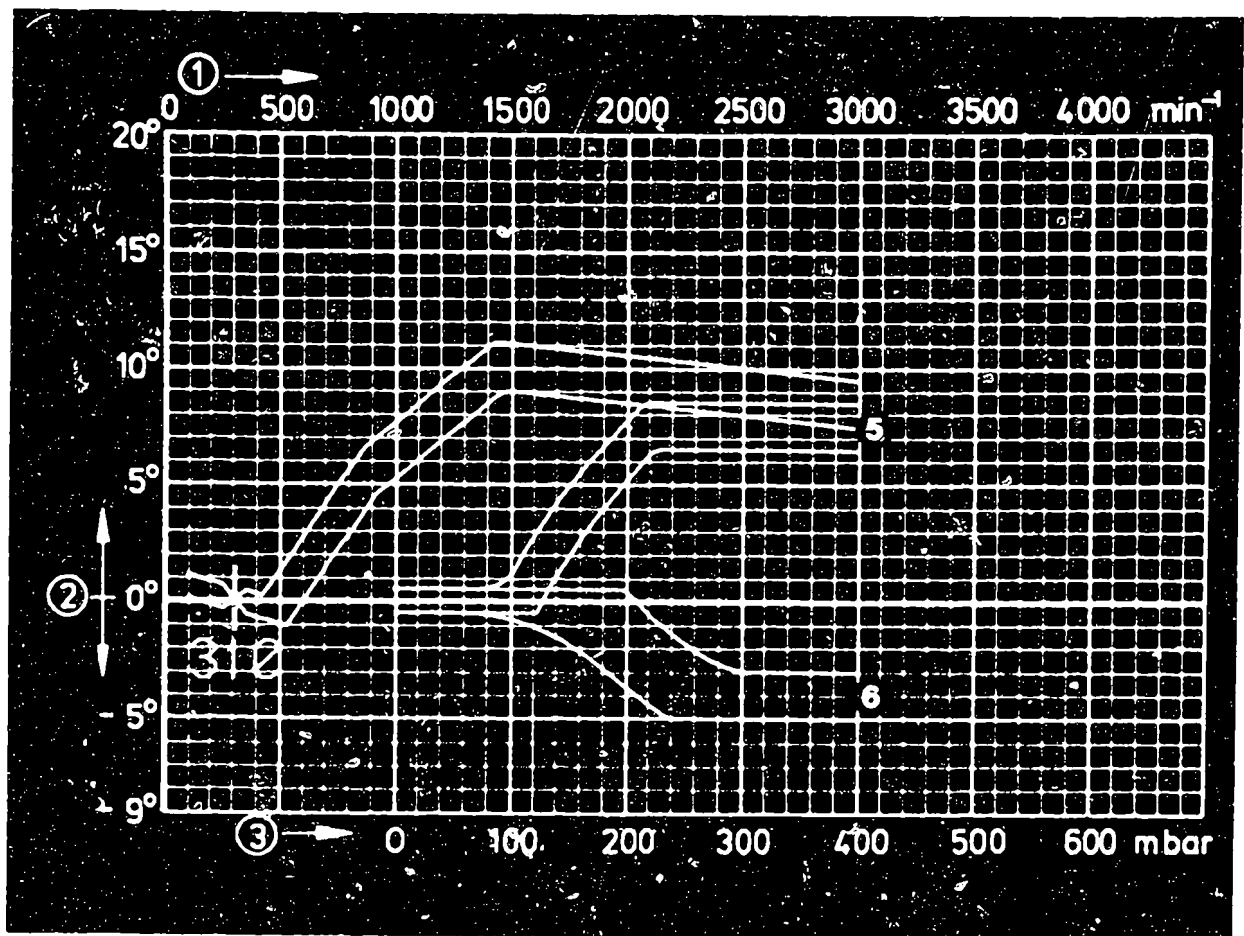
Repair and test instructions: W-237/503

**J3**

Test specifications

Ignition distributors 0 237..





0 237 304 015

- 1 = Distributor-shaft speed
- 2 = Distributor-shaft advance
- 3 = Negative gauge pressure
- 5 = Negative gauge pressure (vacuum) advance
- 6 = Negative gauge pressure (vacuum) retard
- Test adapter KDZV 7202 ZV-I
- Resistance of magnetic-pulse generator 520...700  $\Omega$
- Air gap min. 0.40 mm
- Addition to tolerance range  $\pm 0.5^\circ$  dist. shaft

Repair and test instructions: W-237/503

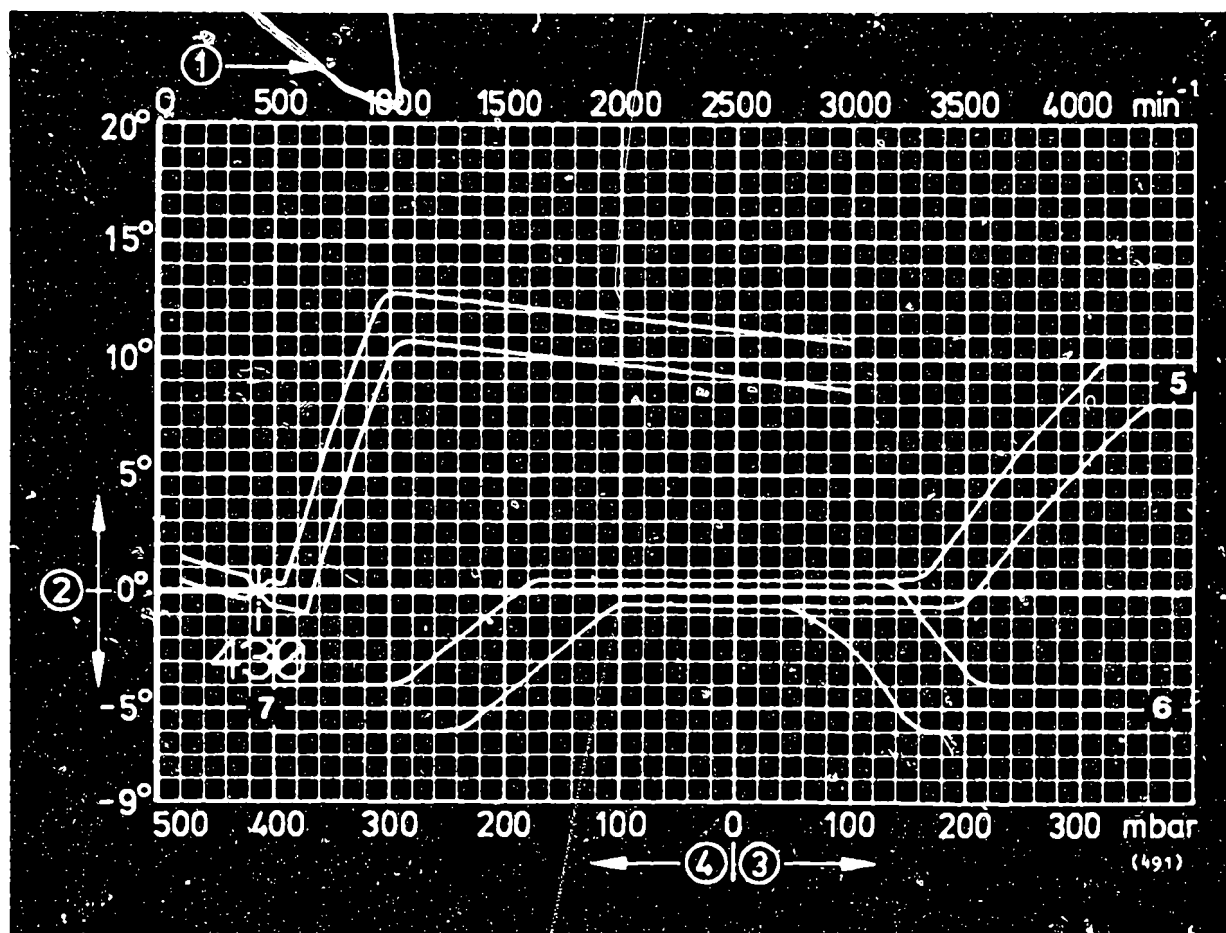
Clamping flange: 1 685 720 214  
 Driver: 1 686 400 003

**J4**

Test specifications

Ignition distributors 0 237..





0 237 304 017

- 1 = Distributor-shaft speed
- 2 = Distributor-shaft advance
- 3 = Negative gauge pressure
- 4 = Gauge pressure
- 5 = Negative gauge pressure (vacuum) advance
- 6 = Negative gauge pressure (vacuum) retard
- 7 = Gauge pressure (retard)

Test adapter KDZV 7202

Resistance of magnetic-pulse generator

Air gap min.

Addition to tolerance range

ZV-I

520...700  $\Omega$

0.40 mm

$\pm 0.5^\circ$  dist.  
shaft

Repair and test instructions: W-237/ 503

Clamping flange:

Driver:

1 685 720 214

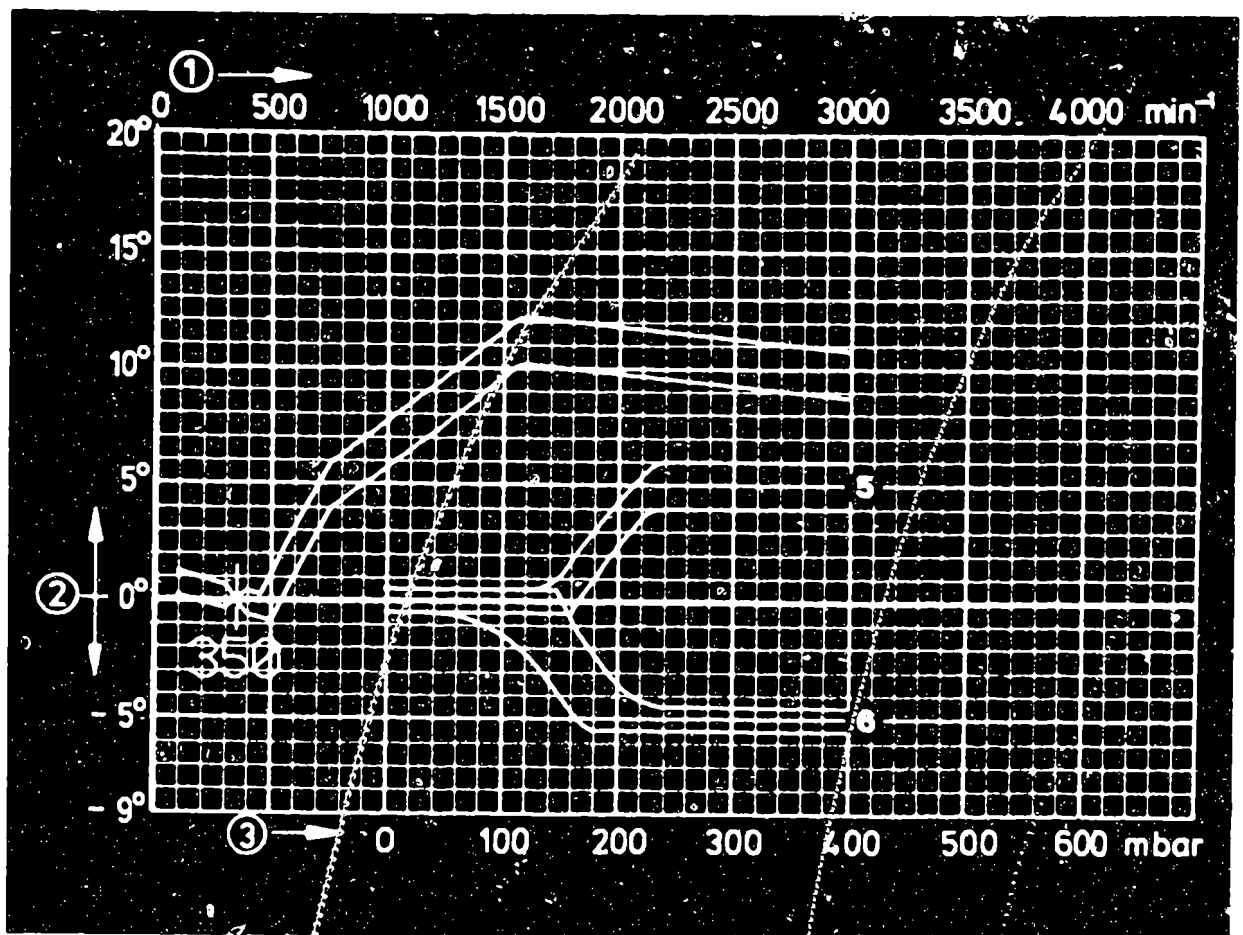
1 686 400 003

**J5**

Test specifications

Ignition distributors 0 237..





0 237 304 019

1 = Distributor-shaft speed

2 = Distributor-shaft advance

3 = Negative gauge pressure

5 = Negative gauge pressure (vacuum) advance

6 = Negative gauge pressure (vacuum) retard

Test adapter KDZV 7202

ZV-I

Resistance of magnetic-pulse generator 520...700  $\Omega$

Air gap min.

0.40 mm

Addition to tolerance range

$\pm 0.5^\circ$  dist.  
shaft

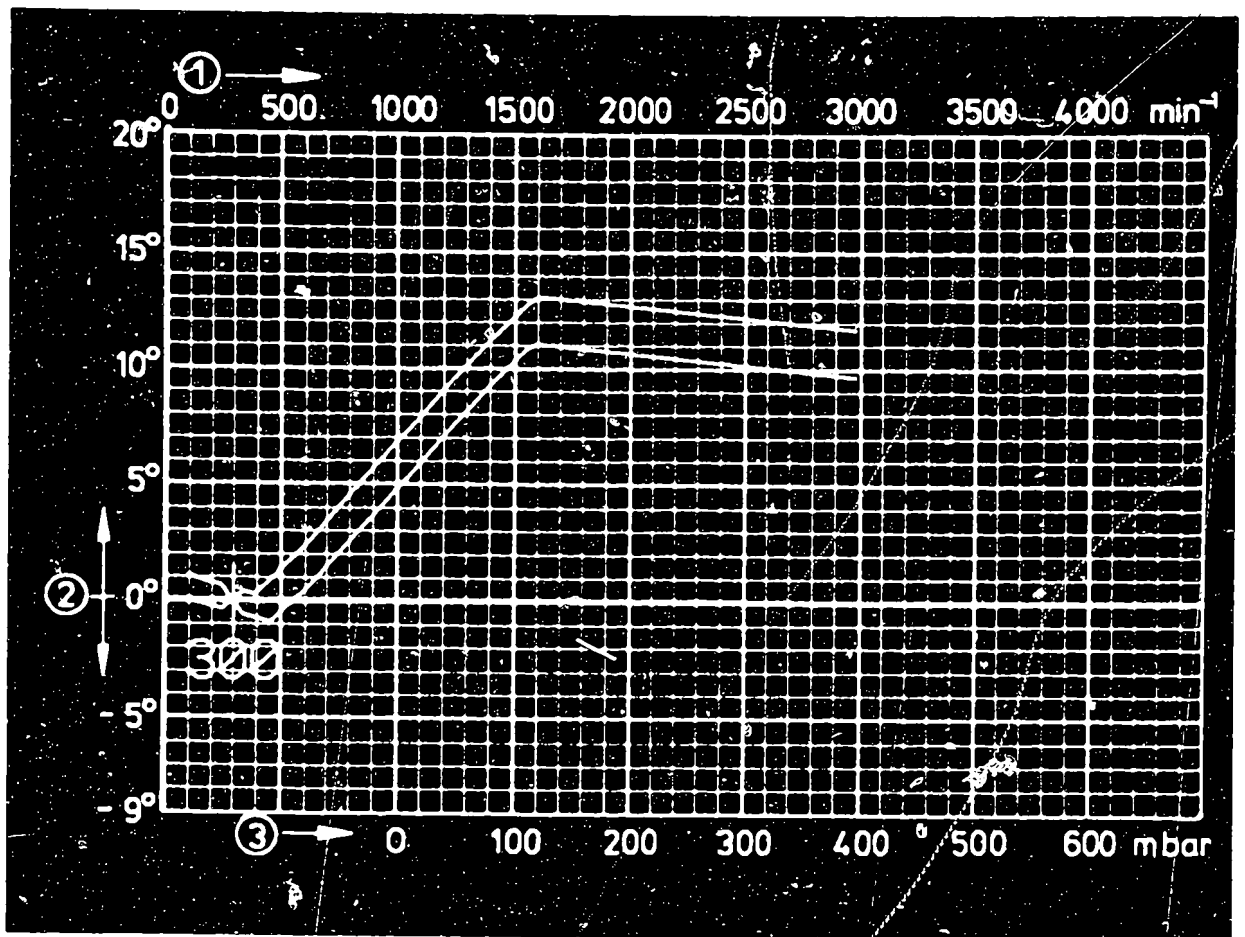
Repair and test instructions: W-237/503

**J6**

Test specifications

Ignition distributors 0 237..





0 237 305 001

- 1 = Distributor-shaft speed
- 2 = Distributor-shaft advance
- 3 = Negative gauge pressure

Test adapter KDZV 7202

Resistance of magnetic-pulse generator

Air gap min.

Addition to tolerance range

ZV-I

520...700  $\Omega$

0.40 mm

$\pm 0.5^\circ$  dist.  
shaft

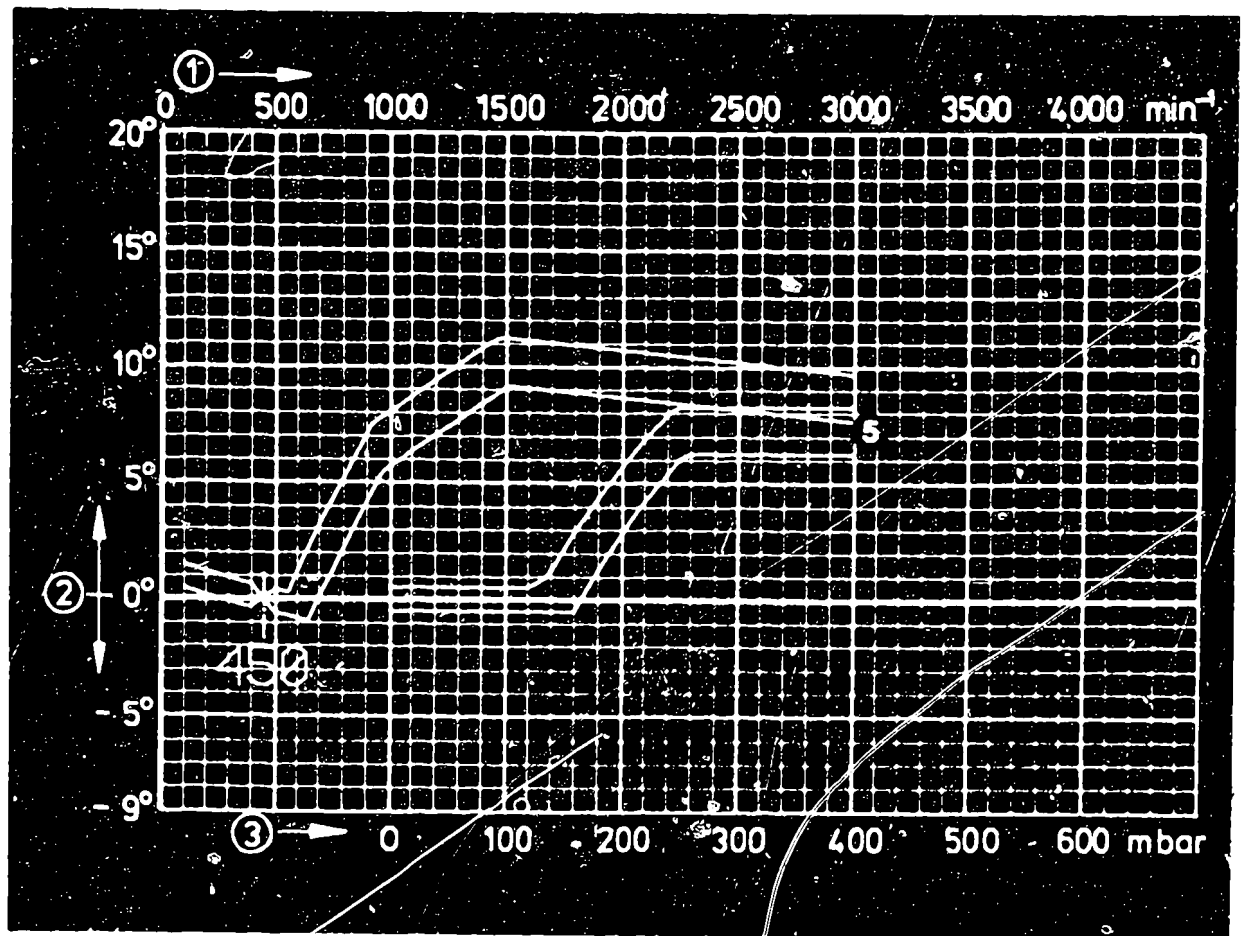
Repair and test instructions: W-237/503

**J7**

Test specifications

Ignition distributors 0 237..





0 237 306 002

1 = Distributor-shaft speed

2 = Distributor-shaft advance

3 = Negative gauge pressure

5 = Negative gauge pressure (vacuum) advance

Test adapter KDZV 7202

ZV-I

Resistance of magnetic-pulse generator

520...700 Ω

Air gap min.

0.40 mm

Addition to tolerance range

± 0.5° dist.  
shaft

Repair and test instructions: W-237/503

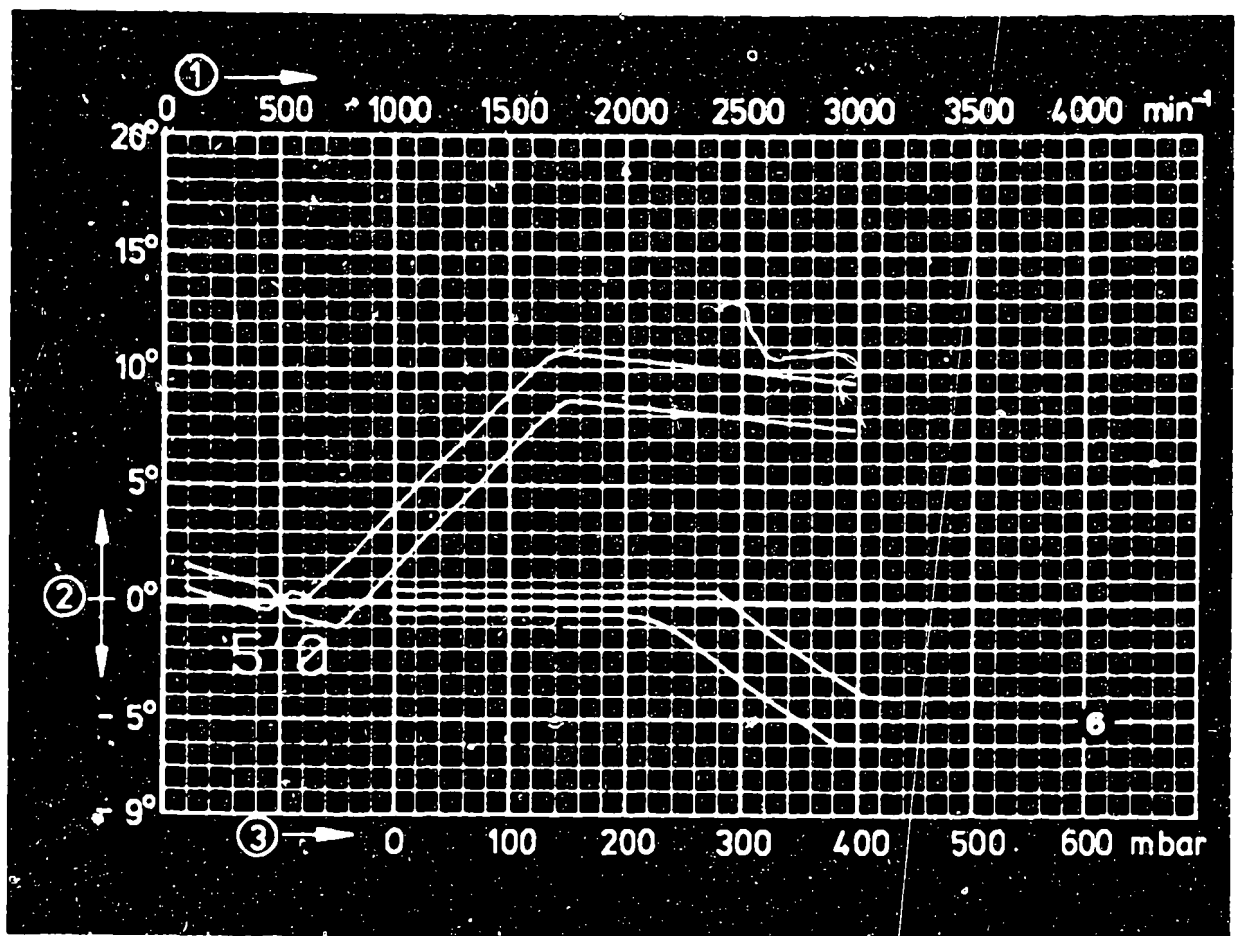
**J8**

Test specifications

Ignition distributors 0 237..







0 237 306 003

1 = Distributor-shaft speed

2 = Distributor-shaft advance

3 = Negative gauge pressure

6 = Negative gauge pressure (vacuum) retard

Test adapter KDZV 7202

ZV-I

Resistance of magnetic-pulse generator

520...700  $\Omega$

Air gap min.

0.40 mm

Addition to tolerance range

$\pm 0.5^\circ$  dist.  
shaft

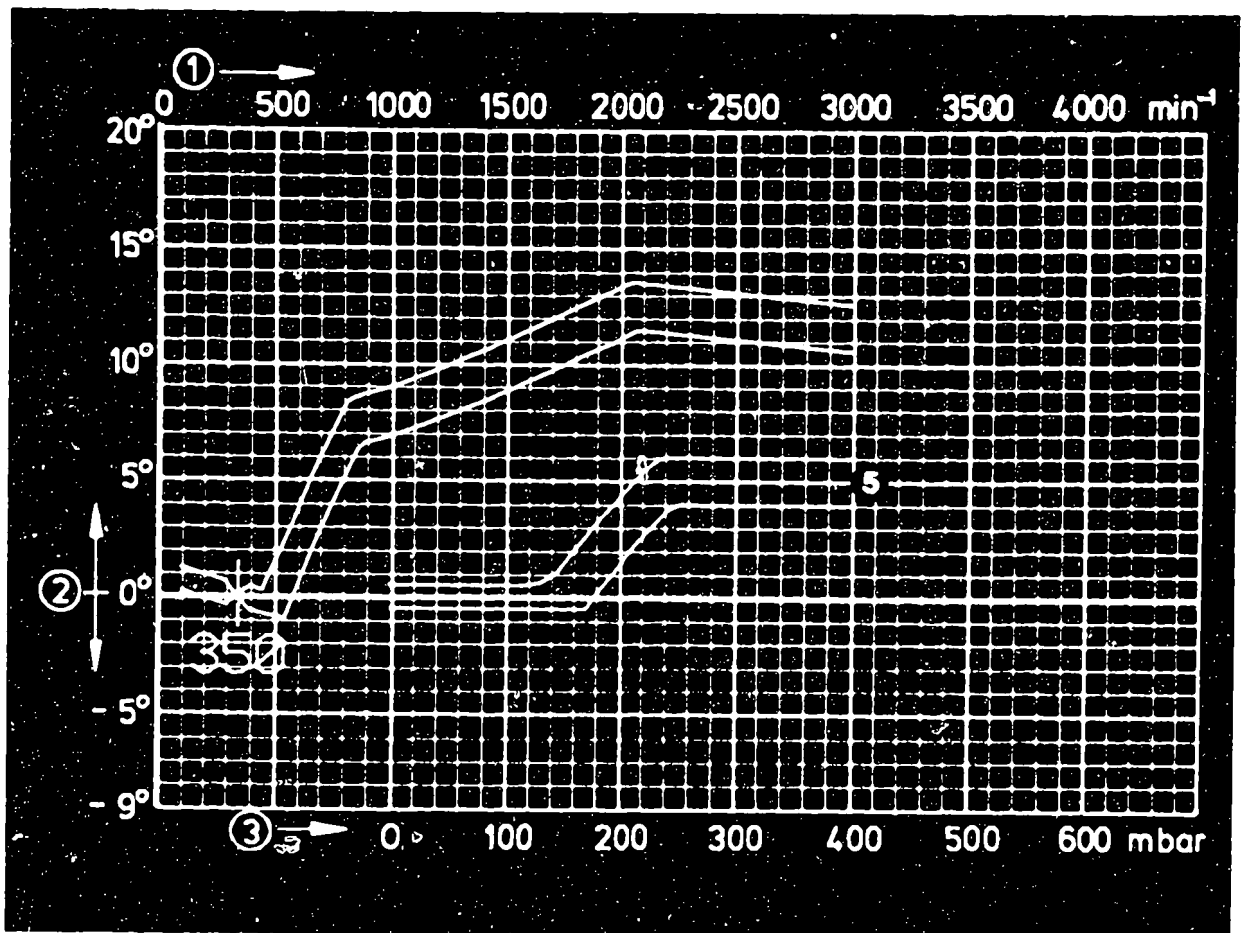
Repair and test instructions: W-237/ 503

**J9**

Test specifications

Ignition distributors 0 237..





0 237 306 006/..007

1 = Distributor-shaft speed

2 = Distributor-shaft advance

3 = Negative gauge pressure

5 = Negative gauge pressure (vacuum) advance

Test adapter KDZV 7202

ZV-I

Resistance of magnetic-pulse generator 520...700  $\Omega$

Air gap min. 0.40 mm

Addition to tolerance range  $\pm 0.5^\circ$  dist. shaft

Repair and test instructions: W-237/503

Clamping flange:

1 687 700 133

Driver:

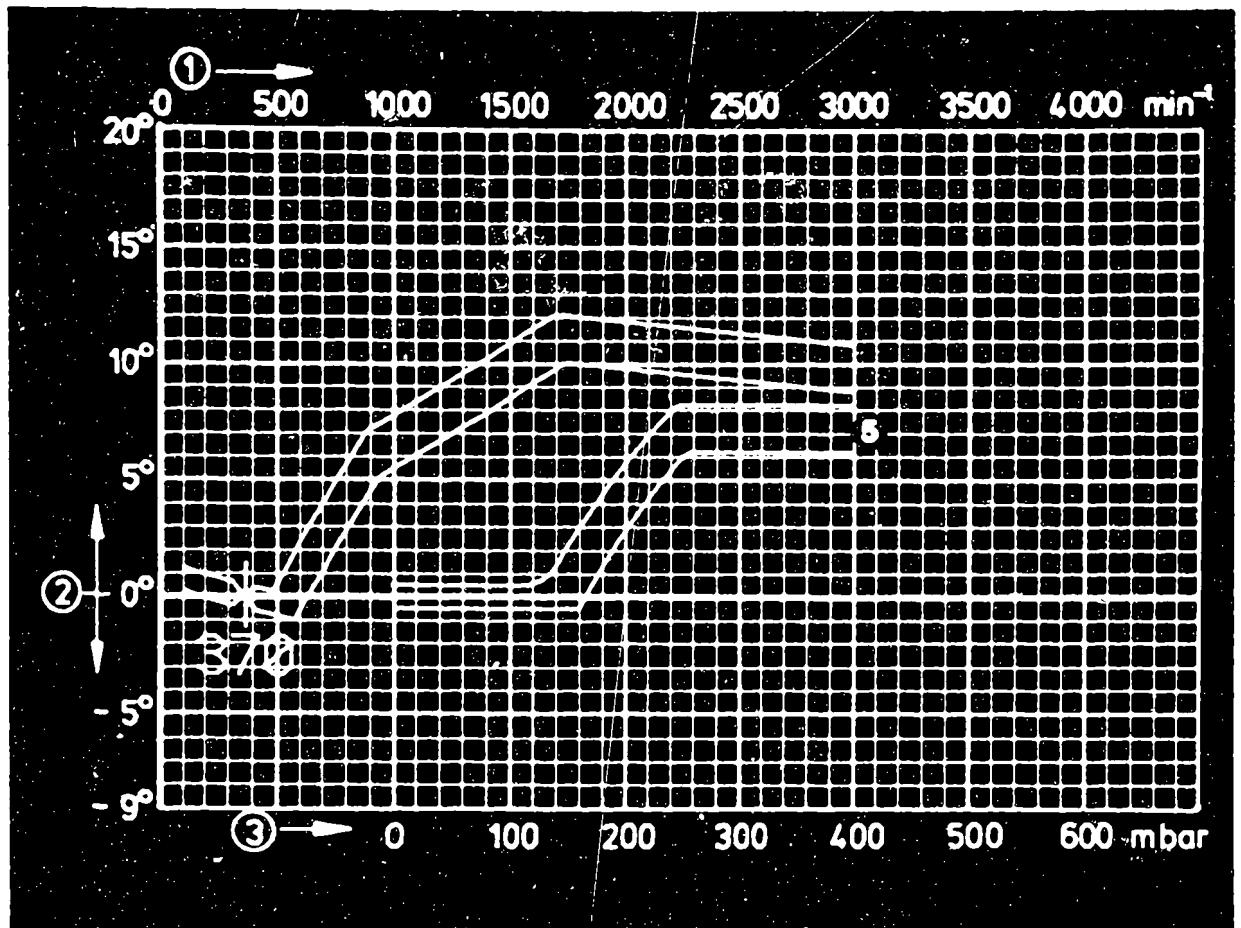
1 686 400 003

**J10**

Test specifications

Ignition distributors 0 237..





0 237 306 014

1 = Distributor-shaft speed  
 2 = Distributor-shaft advance  
 3 = Negative gauge pressure  
 5 = Negative gauge pressure (vacuum) advance  
 Test adapter KDZV 7202 ZV-I  
 Resistance of magnetic-pulse generator 520...700  $\Omega$   
 Air gap min. 0.40 mm  
 Addition to tolerance range  $\pm 0.5^{\circ}$  dist. shaft

Repair and test instructions: W-237/503

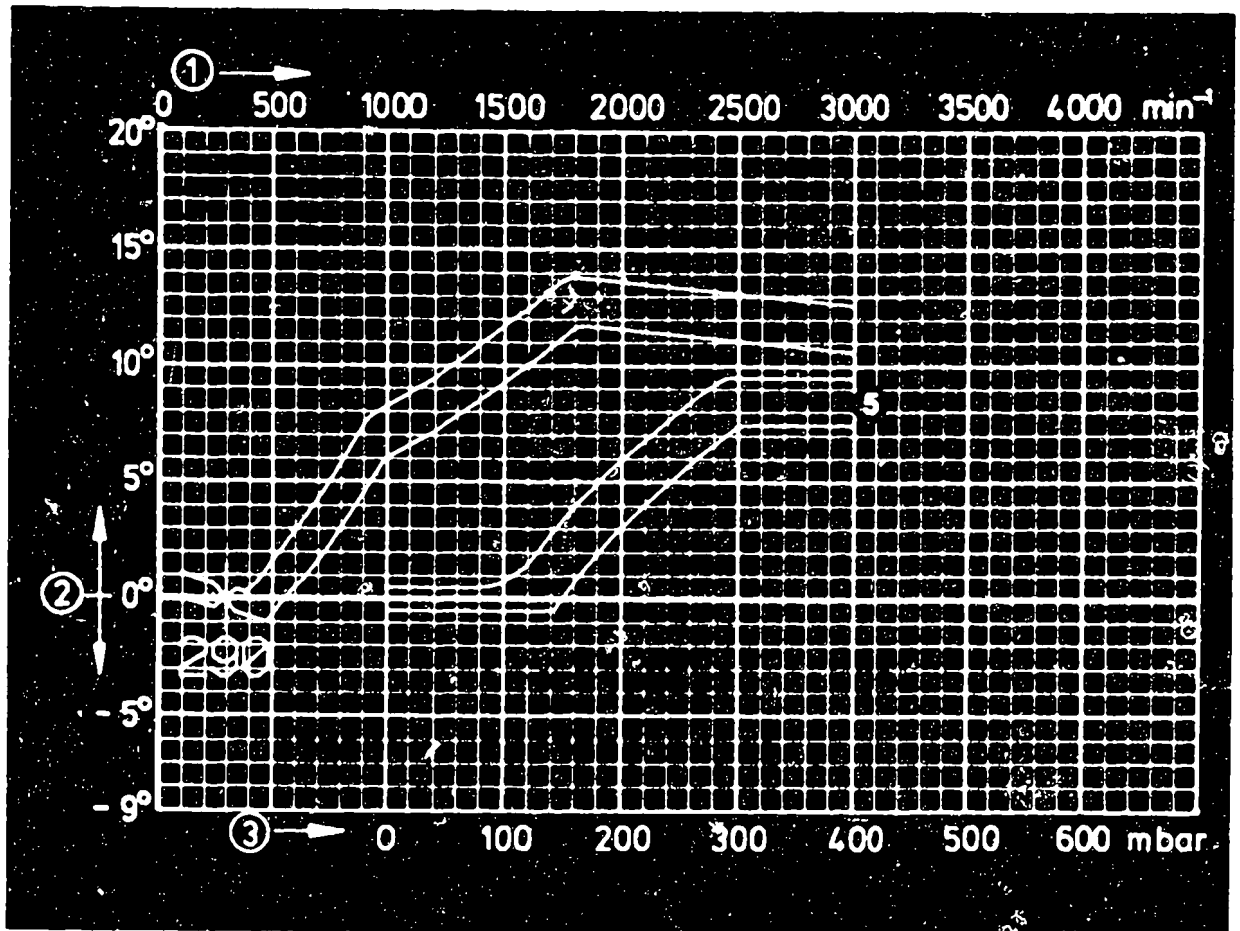
Clamping flange: 1 685 700 129  
 Driver: 1 686 400 004

J11

Test specifications

Ignition distributors 0 237..



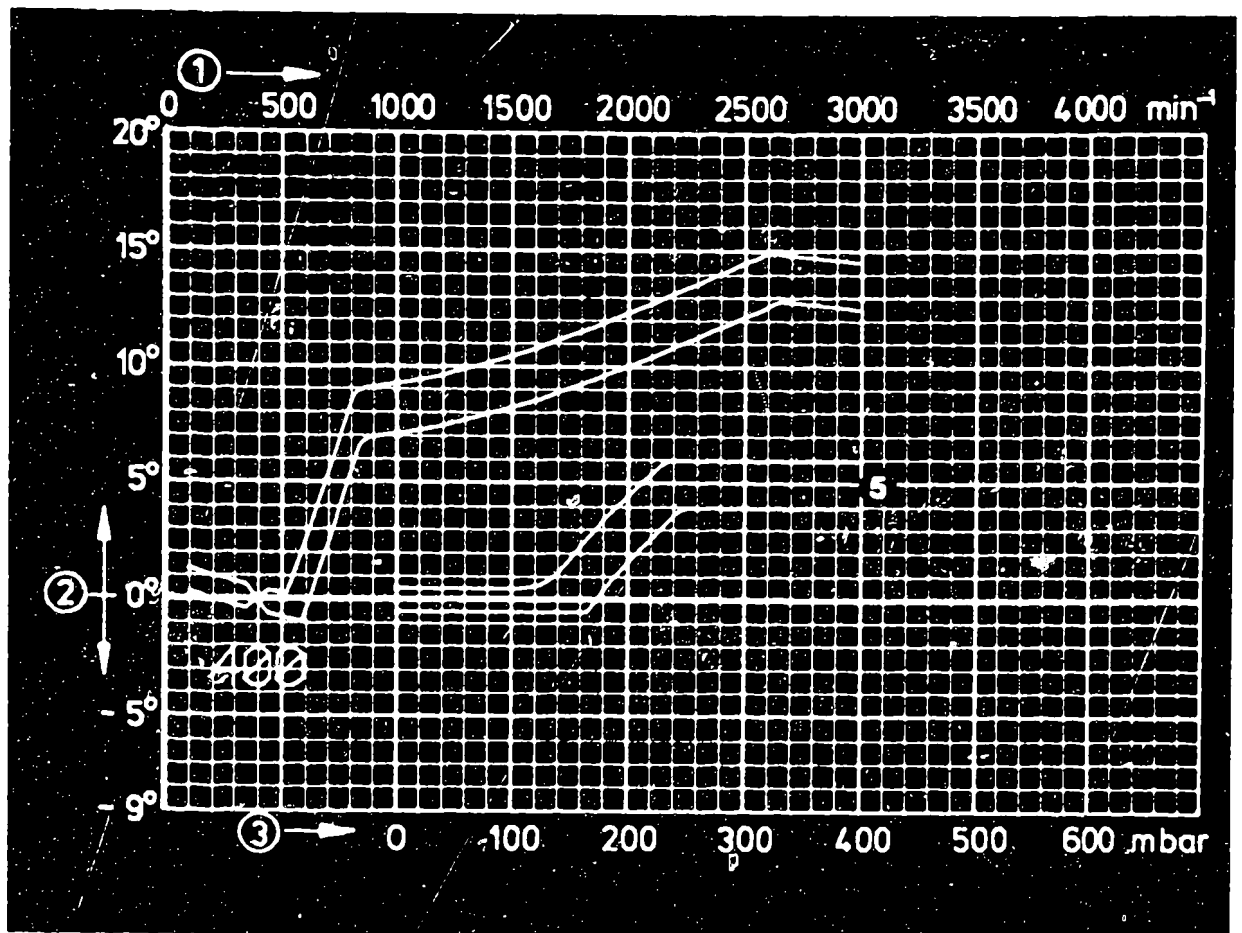


0 237 306 017/..018

- 1 = Distributor-shaft speed
- 2 = Distributor-shaft advance
- 3 = Negative gauge pressure
- 5 = Negative gauge pressure (vacuum) advance
- Test adapter KDZV 7202
- ZV-I
- Resistance of magnetic-pulse generator 520...700  $\Omega$
- Air gap min. 0.40 mm
- Addition to tolerance range  $\pm 0.5^\circ$  dist. shaft

Repair and test instructions: W-237/503

Clamping flange: 1 687 700 133  
 Driver: 1 686 400 003



0 237 306 019/..020

1 = Distributor-shaft speed

2 = Distributor-shaft advance

3 = Negative gauge pressure

5 = Negative gauge pressure (vacuum) advance

Test adapter KDZV 7202

ZV-I

Resistance of magnetic-pulse generator 520...700  $\Omega$

Air gap min.

0.40 mm

Addition to tolerance range

$\pm 0.5^\circ$  dist.  
shaft

Repair and test instructions: W-237/503

Clamping flange:

1 685 700 133

Driver:

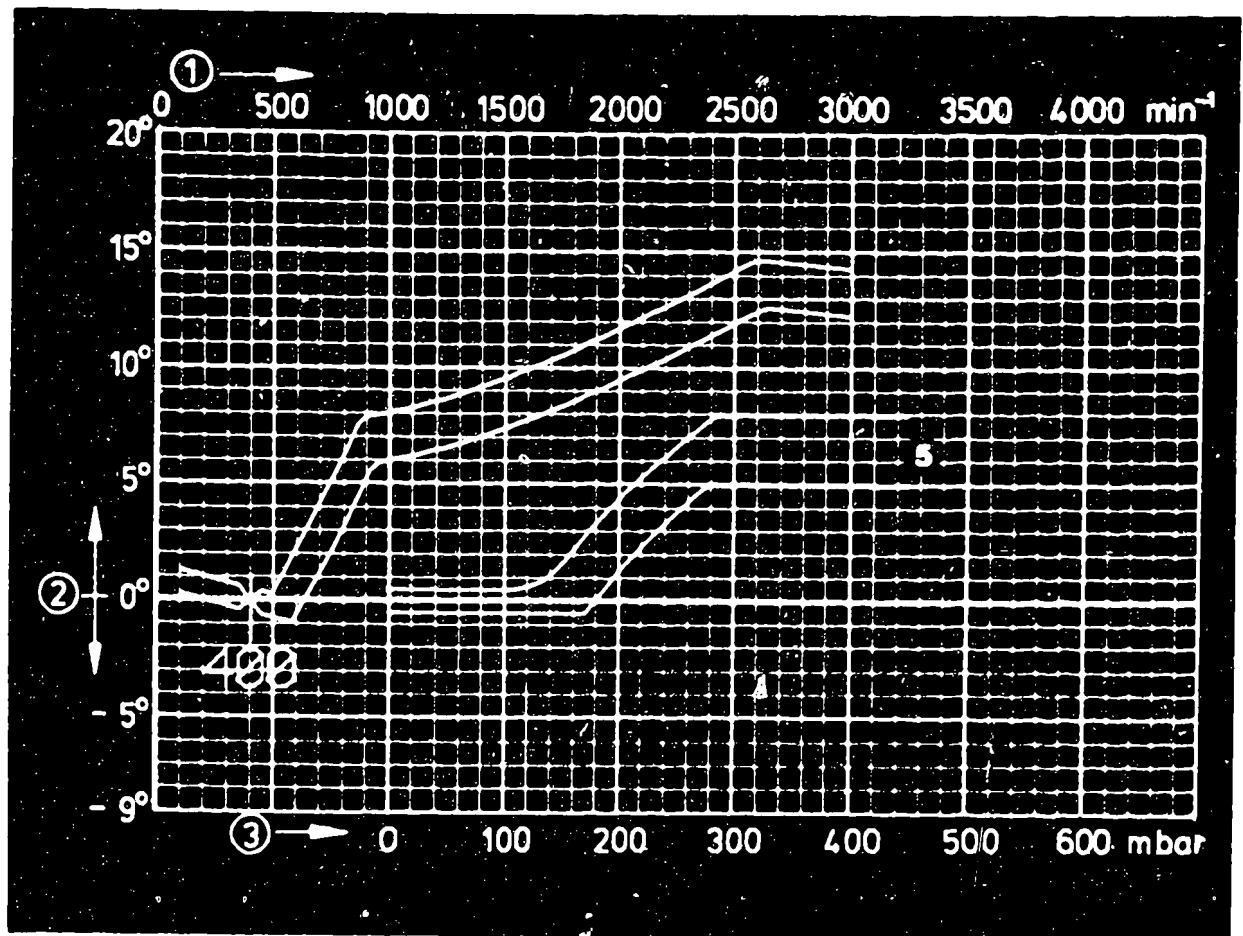
1 686 400 003

**J13**

Test specifications

Ignition distributors 0 237..





0 237 306 021/..022

1 = Distributor-shaft speed

2 = Distributor-shaft advance

3 = Negative gauge pressure

5 = Negative gauge pressure (vacuum) advance

Test adapter KDZV 7202

ZV-I

Resistance of magnetic-pulse generator

520...700 Ω

Air gap min.

0.40 mm

Addition to tolerance range

± 0.5° dist.  
shaft

Repair and test instructions:W-237/503

Clamping flange:

1 685 700 133

Driver:

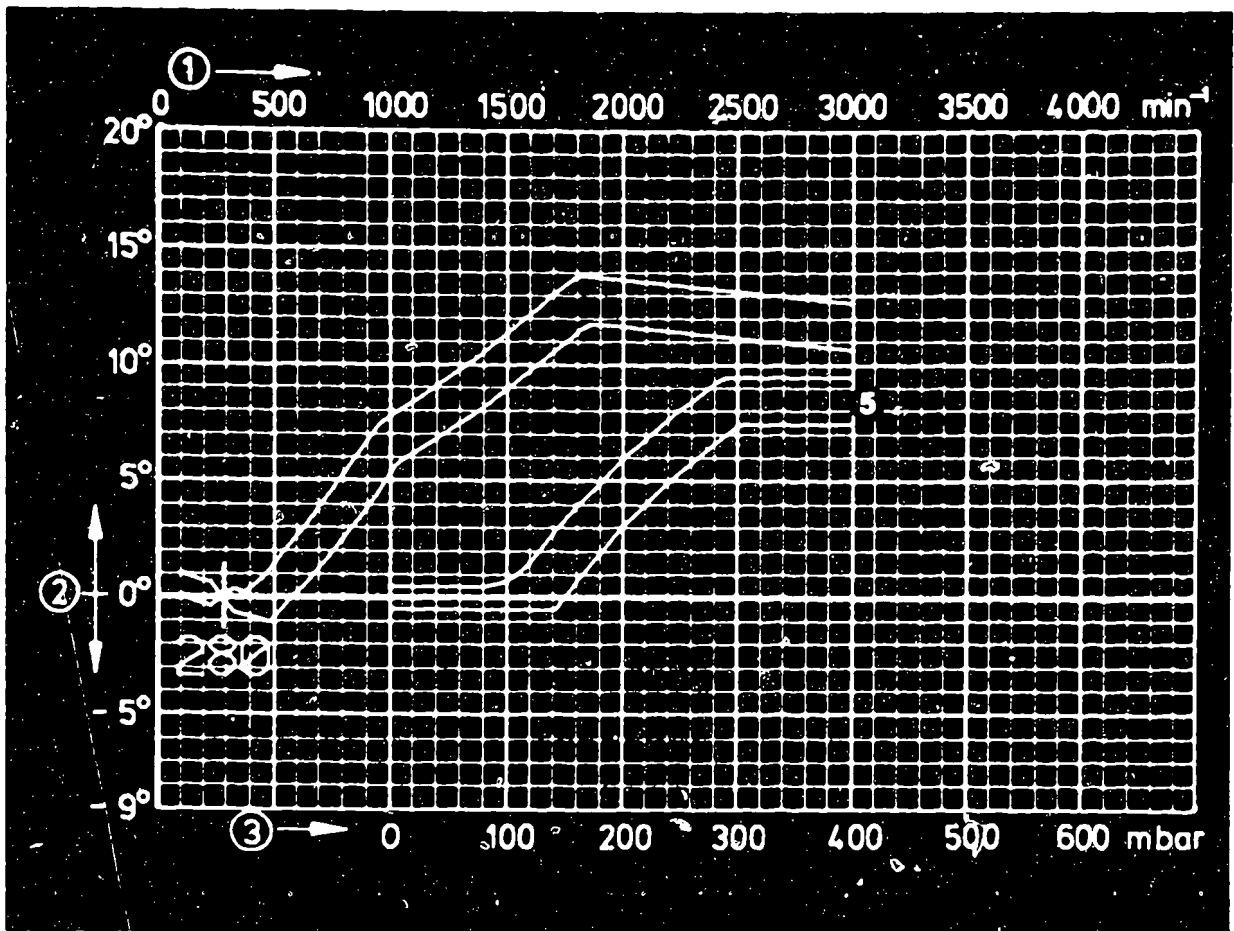
1 686 400 003

**J14**

Test specifications

Ignition distributors 0 237..





0 237 306 028/..029

- 1 = Distributor-shaft speed
- 2 = Distributor-shaft advance
- 3 = Negative gauge pressure
- 5 = Negative gauge pressure (vacuum) advance
- Test adapter KDZV 7202 ZV-I
- Resistance of magnetic-pulse generator 520...700  $\Omega$
- Air gap min. 0.40 mm
- Addition to tolerance range  $\pm 0.5^\circ$  dist. shaft

Repair and test instructions: W-237/503

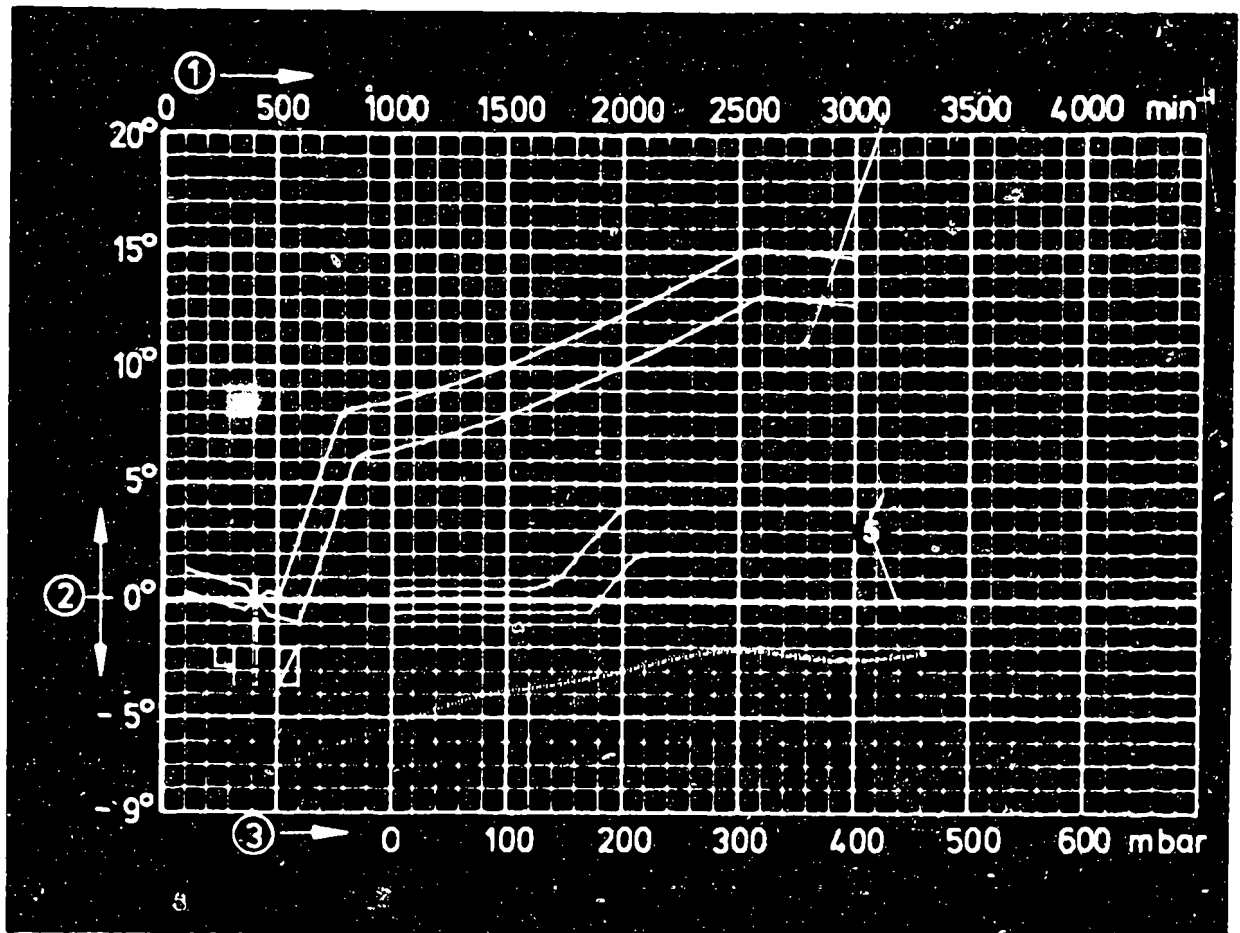
Clamping flange: 1 685 700 133  
 Driver: 1 686 400 003

**J15**

Test specifications

Ignition distributors 0 237..





0 237 306 030/..031

1 = Distributor-shaft speed  
 2 = Distributor-shaft advance  
 3 = Negative gauge pressure  
 5 = Negative gauge pressure (vacuum) advance  
 Test adapter KDZV 7202 ZV-I  
 Resistance of magnetic-pulse generator 520...700  $\Omega$   
 Air gap min. 0.40 mm  
 Addition to tolerance range  $\pm 0.5^\circ$  dist. shaft

Repair and test instruction: W-237/503

Clamping flange: 1 685 700 133  
 Driver: 1 686 400 003

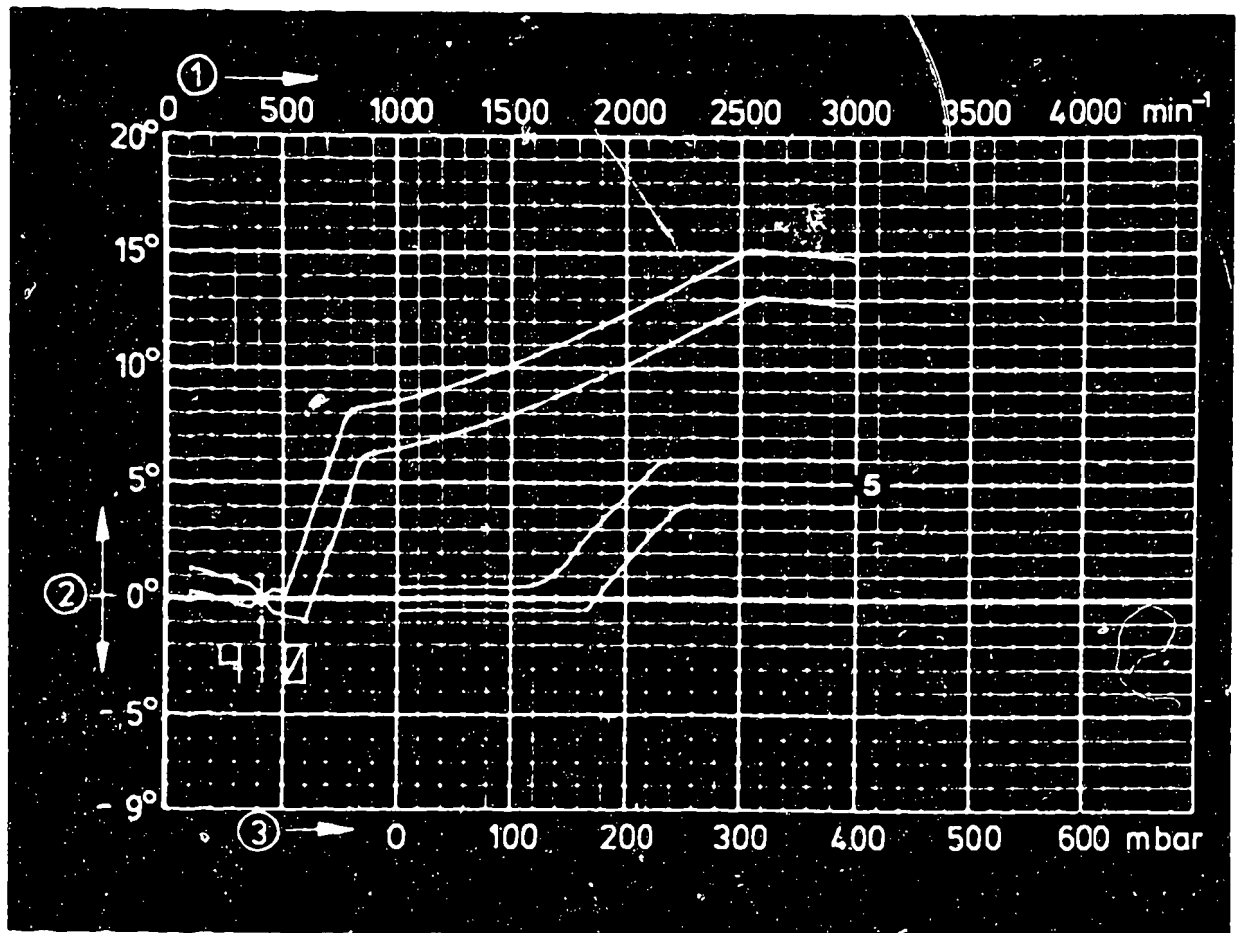
**J 16**

Test specifications

Ignition distributors 0 237..







0 237 306 032/..033

1 = Distributor-shaft speed

2 = Distributor-shaft advance

3 = Negative gauge pressure

5 = Negative gauge pressure (vacuum) advance

Test adapter KDZV 7202

ZV-I

Resistance of magnetic-pulse generator

520...700  $\Omega$

Air gap min.

0.40 mm

Addition to tolerance range

$\pm 0.5^\circ$  dist.  
shaft

Repair and test instructions: W-237/503

Clamping flange:

1 685 700 133

Driver:

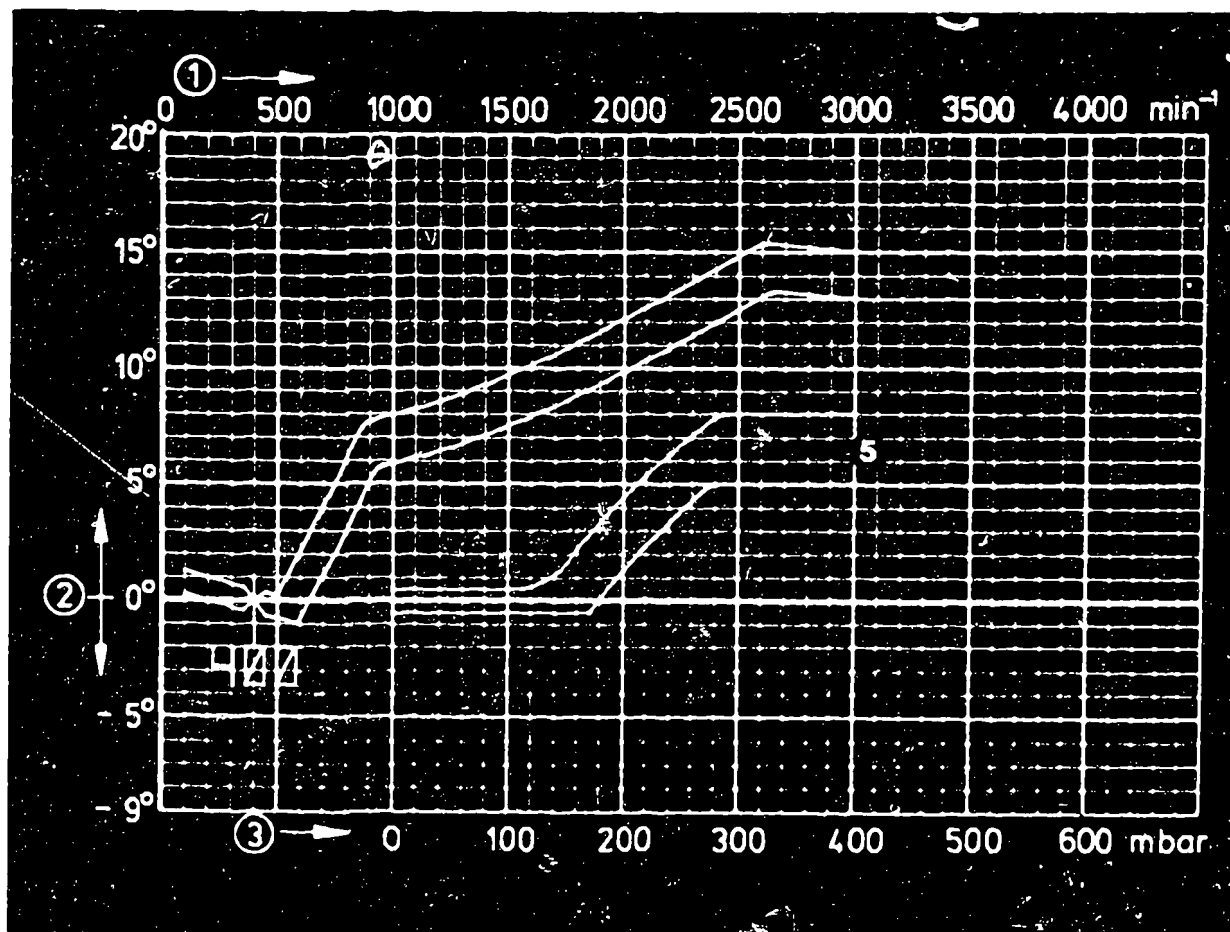
1 686 400 003

**J17**

Test specifications

Ignition distributors 0 237..





0 237 306 034/..035

1 = Distributor-shaft speed

2 = Distributor-shaft advance

3 = Negative gauge pressure

5 = Negative gauge pressure (vacuum) advance

Test adapter KDZV 7202

ZV-I

Resistance of magnetic-pulse generator

520...700  $\Omega$

Air gap min.

0.40 mm

Addition to tolerance range

$\pm 0.5^\circ$  dist.  
shaft

Repair and test instructions: W-237/503

Clamping flange:

1 685 700 133

Driver:

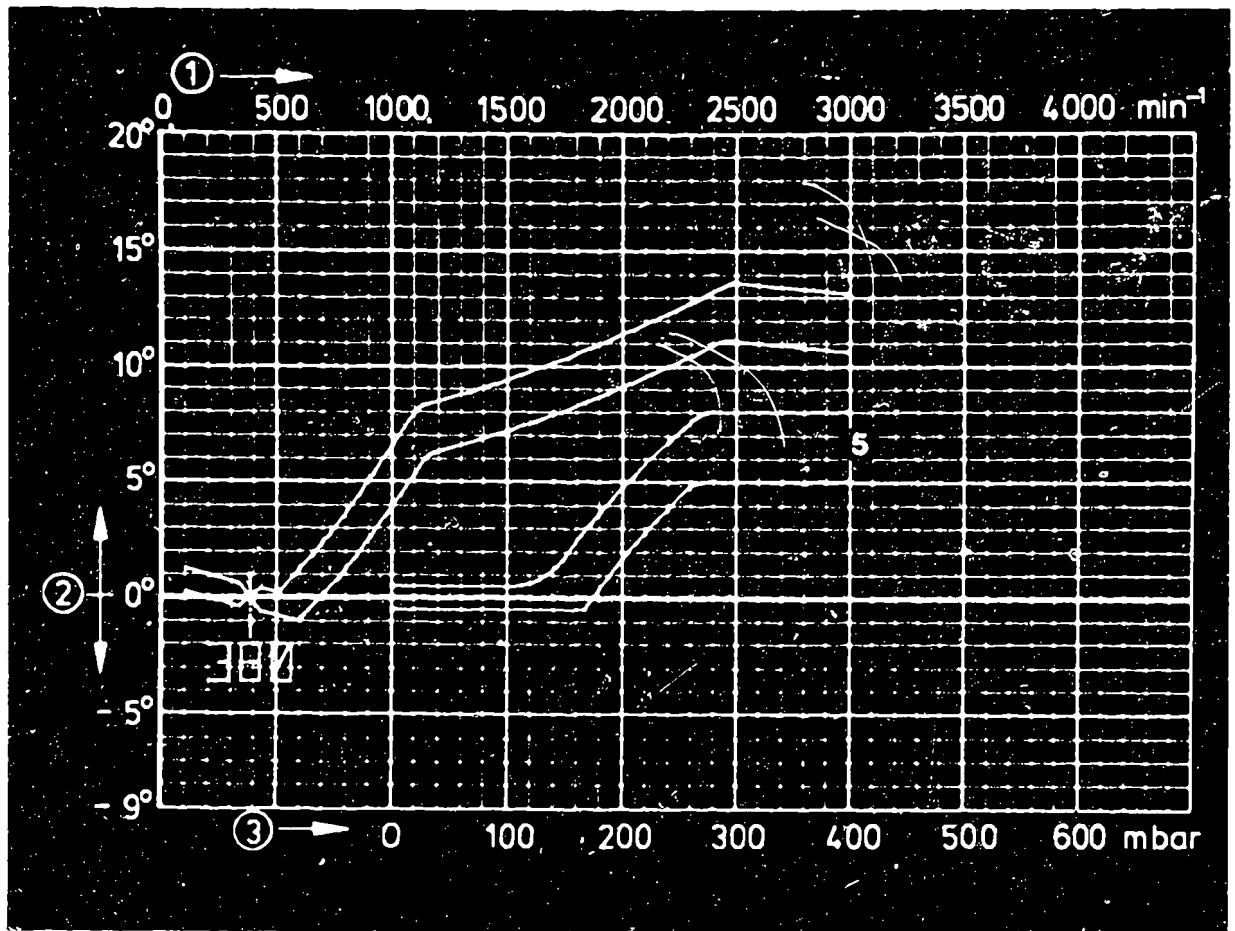
1 686 400 003

**J18**

Test specifications

Ignition distributors 0 237..



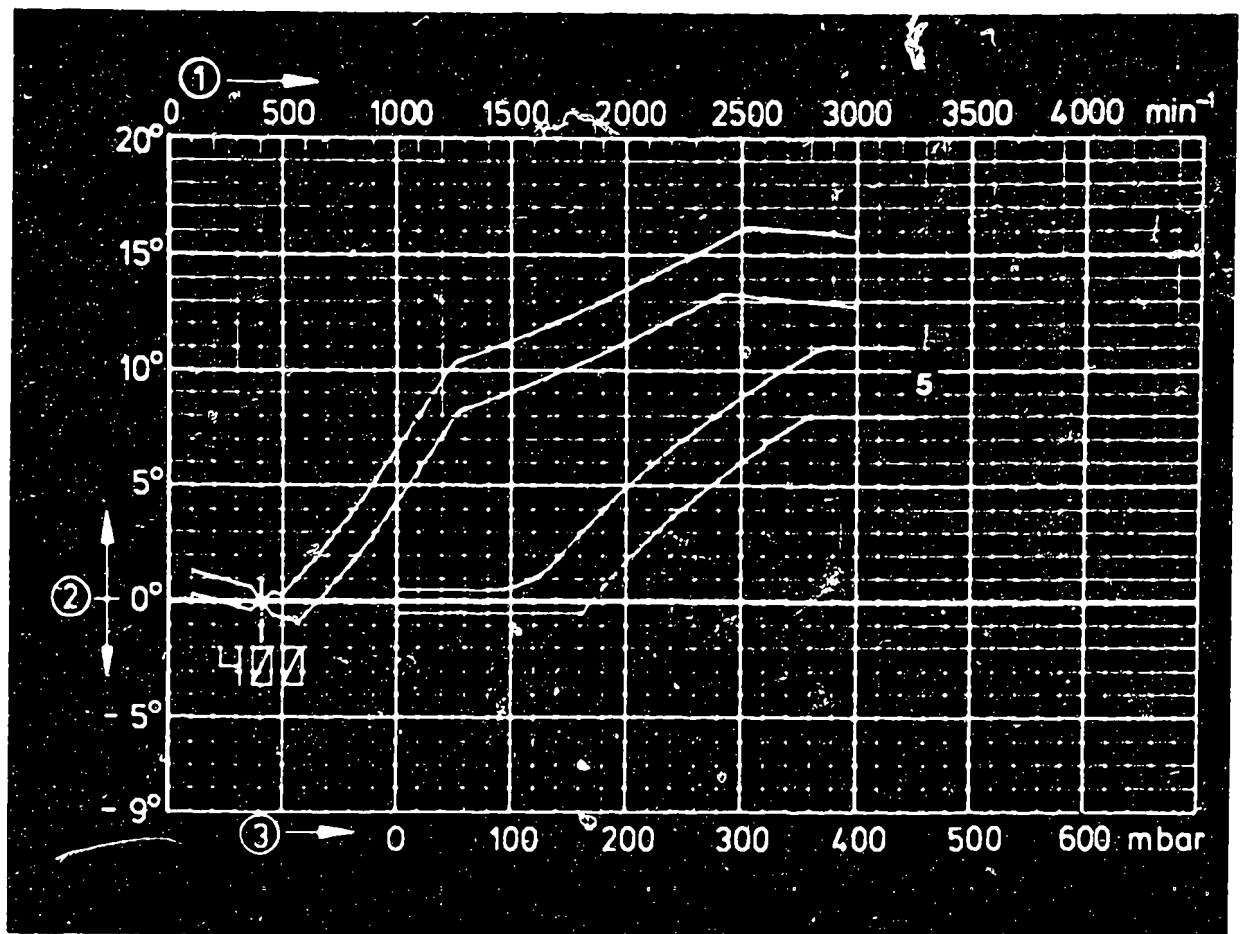


0 237 306 036

- 1 = Distributor-shaft speed
- 2 = Distributor-shaft advance
- 3 = Negative gauge pressure
- 5 = Negative gauge pressure (vacuum) advance
- Test adapter KDZV 7202 ZV-I
- Resistance of magnetic-pulse generator 520...700 Ω
- Air gap min. 0.40 mm
- Addition to tolerance range ± 0.5° dist. shaft

Repair and test instructions: W-237/ 503

Clamping flange: 1 685 700 133  
 Driver: 1 686 400 003



0 237 306 040

- 1 = Distributor-shaft speed
- 2 = Distributor-shaft advance
- 3 = Negative gauge pressure
- 5 = Negative gauge pressure (vacuum) advance
- Test adapter KDZV 7202
- Resistance of magnetic-pulse generator 520...700  $\Omega$
- Air gap min. 0.25 mm
- Addition to tolerance range  $\pm 0.5^\circ$  dist. shaft

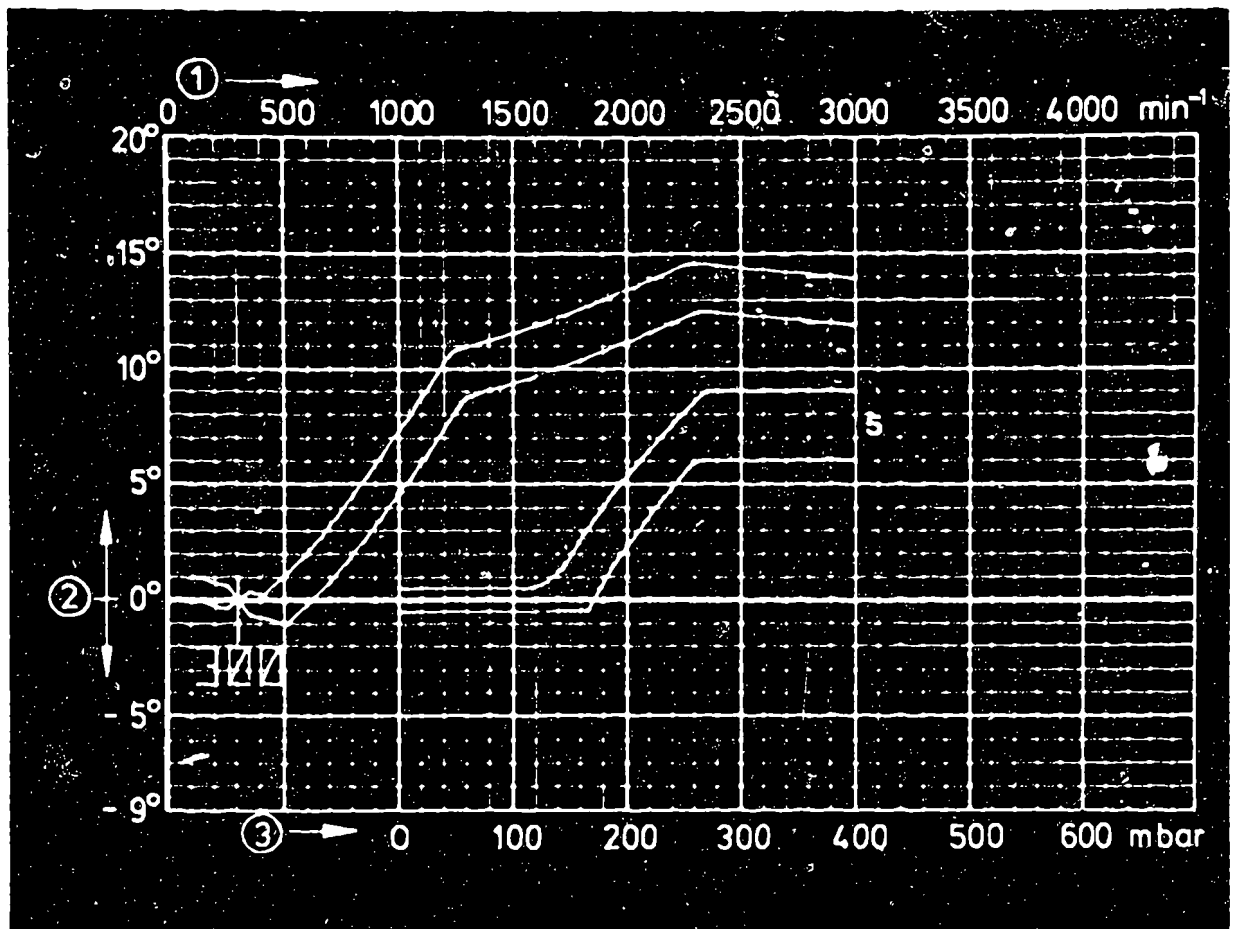
Repair and test instructions: W-237/ 503

**J20**

Test specifications

Ignition distributors





0 237 306 041

1 = Distributor-shaft speed  
 2 = Distributor-shaft advance  
 3 = Negative gauge pressure  
 5 = Negative gauge pressure (vacuum) advance  
 Test adapter KDZV 7202 ZV-I  
 Resistance of magnetic-pulse generator 520...700  $\Omega$   
 Air gap min. 0.25 mm  
 Addition to tolerance range  $\pm 0.5^\circ$  dist. shaft

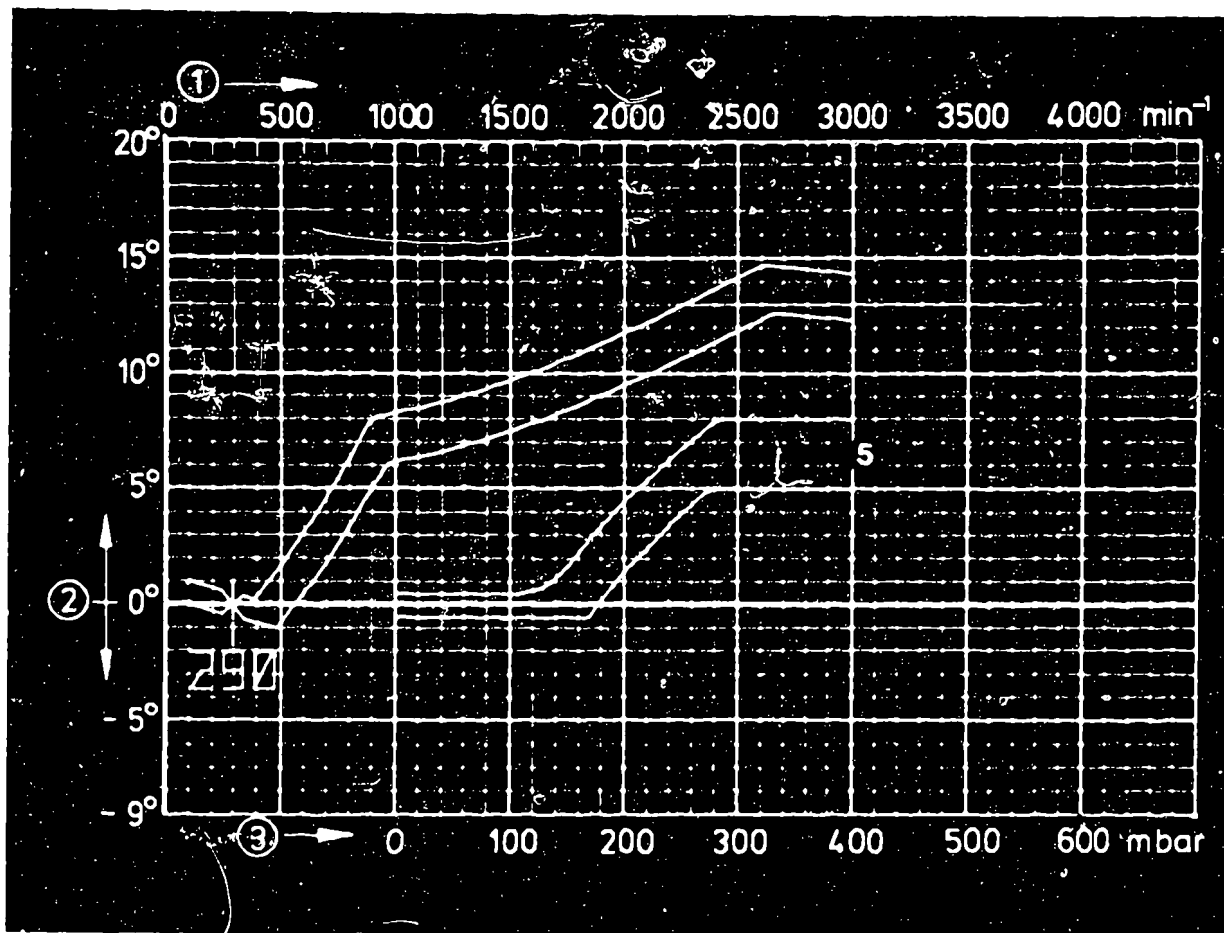
Repair and test instructions: W-237/503

**J21**

Test specifications

Ignition distributors 0 237..





0 237 306 044

1 = Distributor-shaft speed

2 = Distributor-shaft advance

3 = Negative gauge pressure

5 = Negative gauge pressure (vacuum) advance

Test adapter KDZV 7202

ZV-I

Resistance of magnetic-pulse generator

520...700 Ω

Air gap min.

0.25 mm

Addition to tolerance range

± 0.5° dist.  
shaft

Repair and test instructions: W-237/503

Clamping flange:

1 685 700 133

Driver:

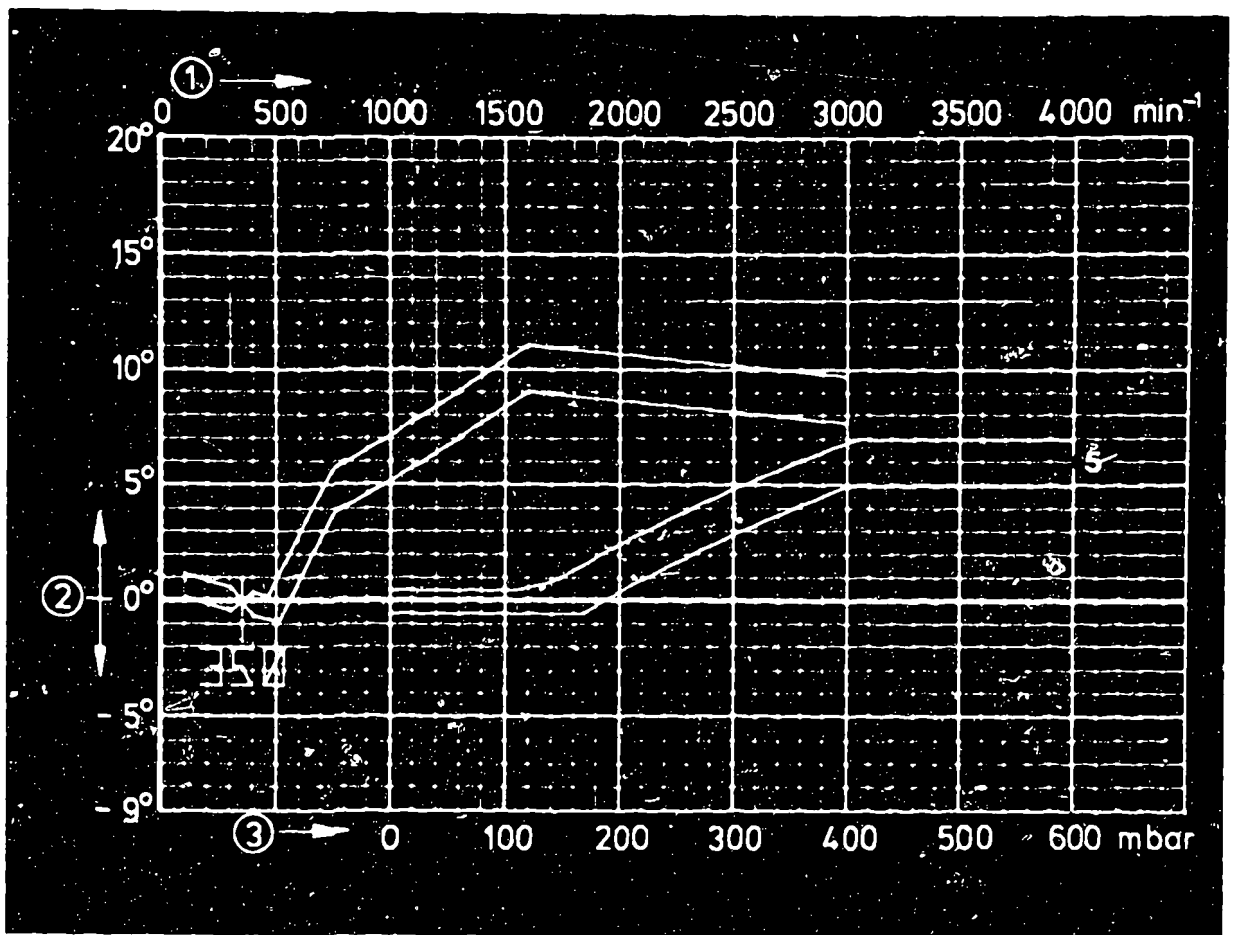
1 686 400 003

**J22**

Test specifications

Ignition distributors 0 237..





0 237 306 045/..046

1 = Distributor-shaft speed

2 = Distributor-shaft advance

3 = Negative gauge pressure

5 = Negative gauge pressure (vacuum) advance

Test adapter KDZV 7202

ZV-I

Resistance of magnetic-pulse generator 520...700  $\Omega$

Air gap min.

0.25 mm

Addition to tolerance range

$\pm 0.5^\circ$  dist.  
shaft

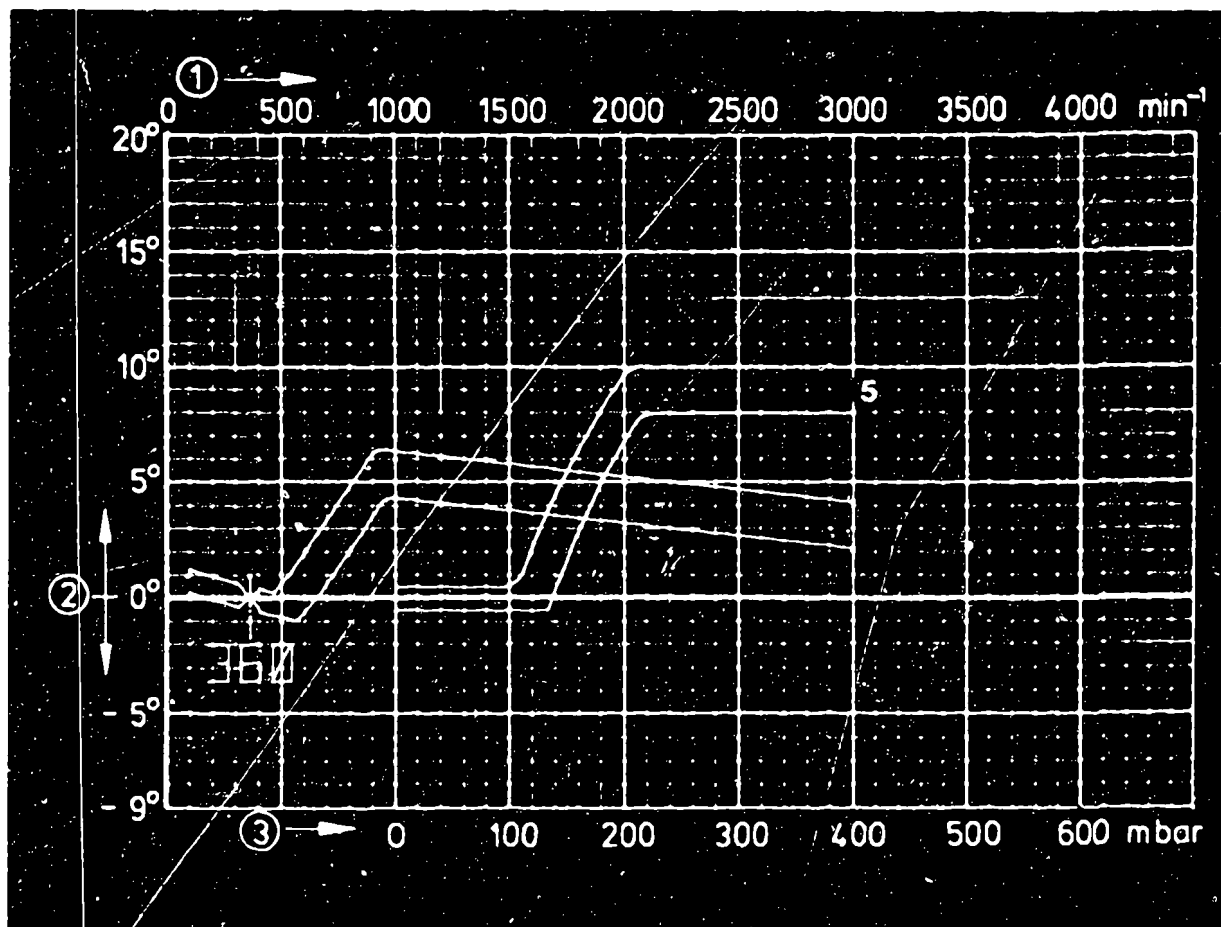
Repair and test instructions: W-237/503

**J23**

Test specifications

Ignition distributors 0 237..





0 237 306 047

1 = Distributor-shaft speed  
 2 = Distributor-shaft advance  
 3 = Negative gauge pressure  
 5 = Negative gauge pressure (vacuum) advance  
 Test adapter KDZV 7202 ZV-I  
 Resistance of magnetic-pulse generator 520...700  $\Omega$   
 Air gap min. 0.35 mm  
 Addition to tolerance range  $\pm 0.5^\circ$  dist. shaft

Repair and test instructions: W-237/503

Clamping flange: 1 685 720 214  
 Driver: 1 686 400 003

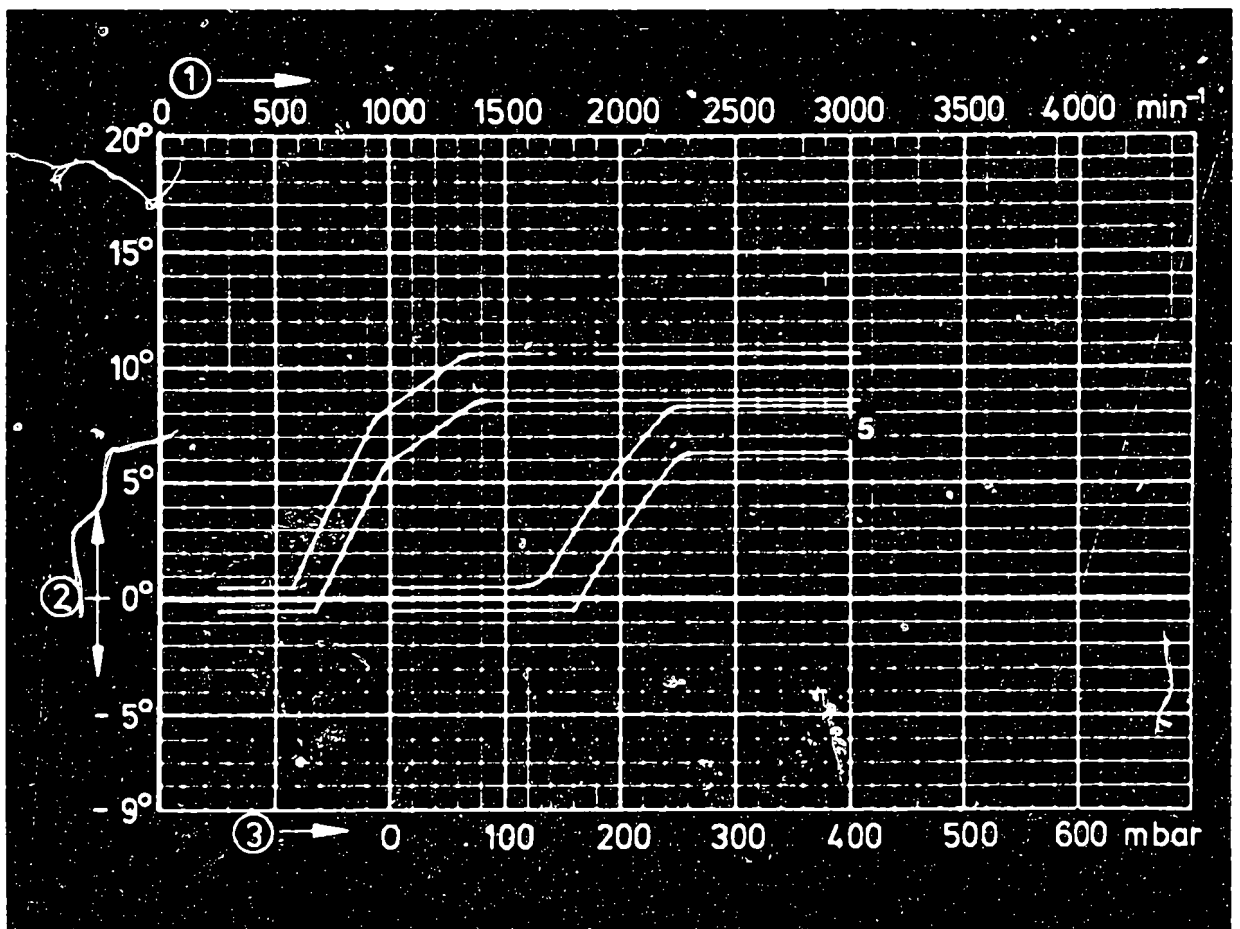
**J24**

Test specifications

Ignition distributors 0 237..







0 237 320 001

- 1 = Distributor-shaft speed
- 2 = Distributor-shaft advance
- 3 = Negative gauge pressure
- 5 = Negative gauge pressure (vacuum) advance

Test adapter KDZV 7202

ZV-H

Addition to tolerance range

$\pm 0.5^{\circ}$  dist.  
shaft

Repair and test instructions: W-237/501

Clamping flange:  
Driver:

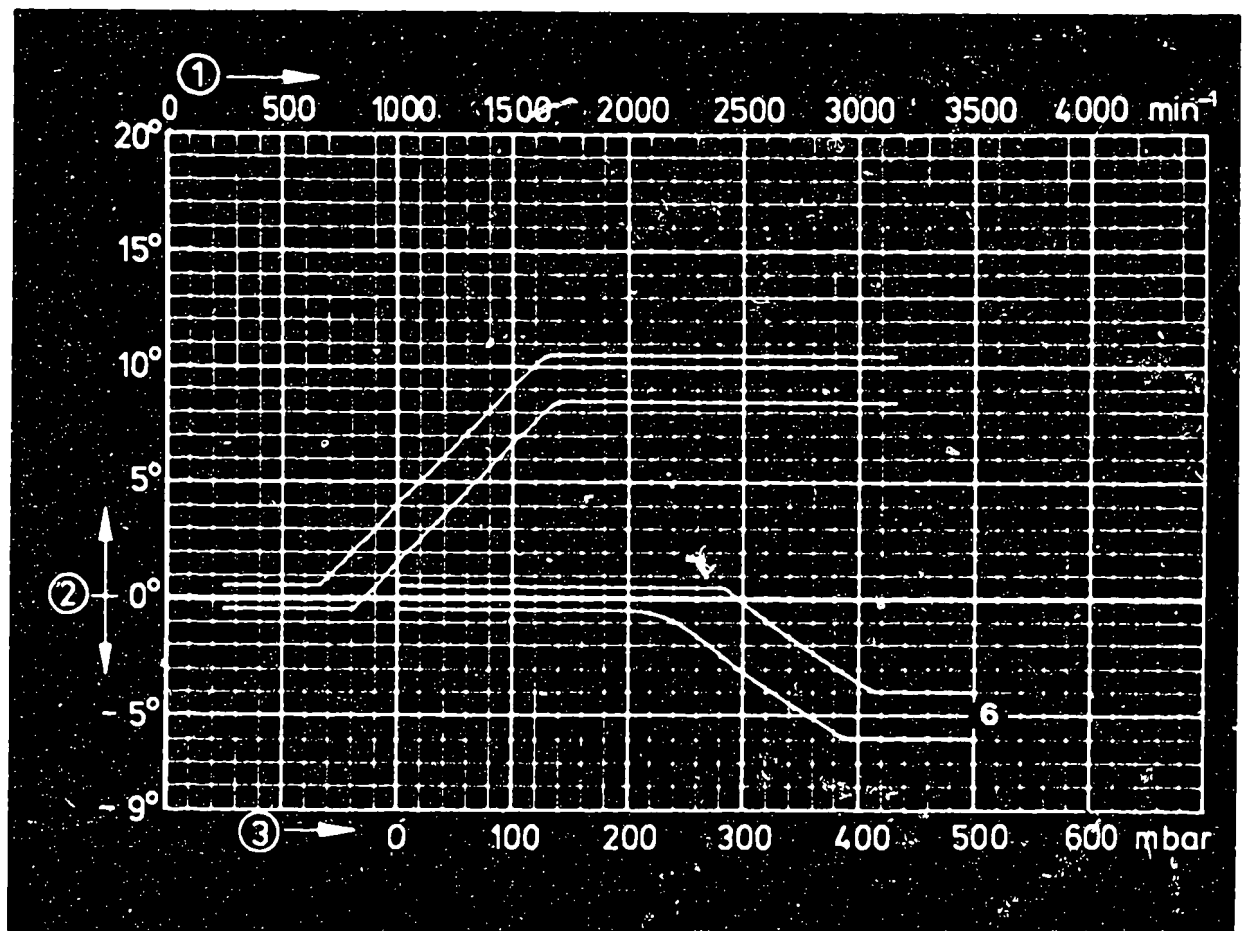
1 685 700 129  
1 686 400 004

**K1**

Test specifications

Ignition distributors 0 237..





0 237 320 002

1 = Distributor-shaft speed  
 2 = Distributor-shaft advance  
 3 = Negative gauge pressure

6 = Negative gauge pressure (vacuum) retard  
 Test adapter KDZV 7202 ZV-H

Addition to tolerance range  $\pm 0.5^{\circ}$  dist. shaft

Repair and test instructions: W-237/501

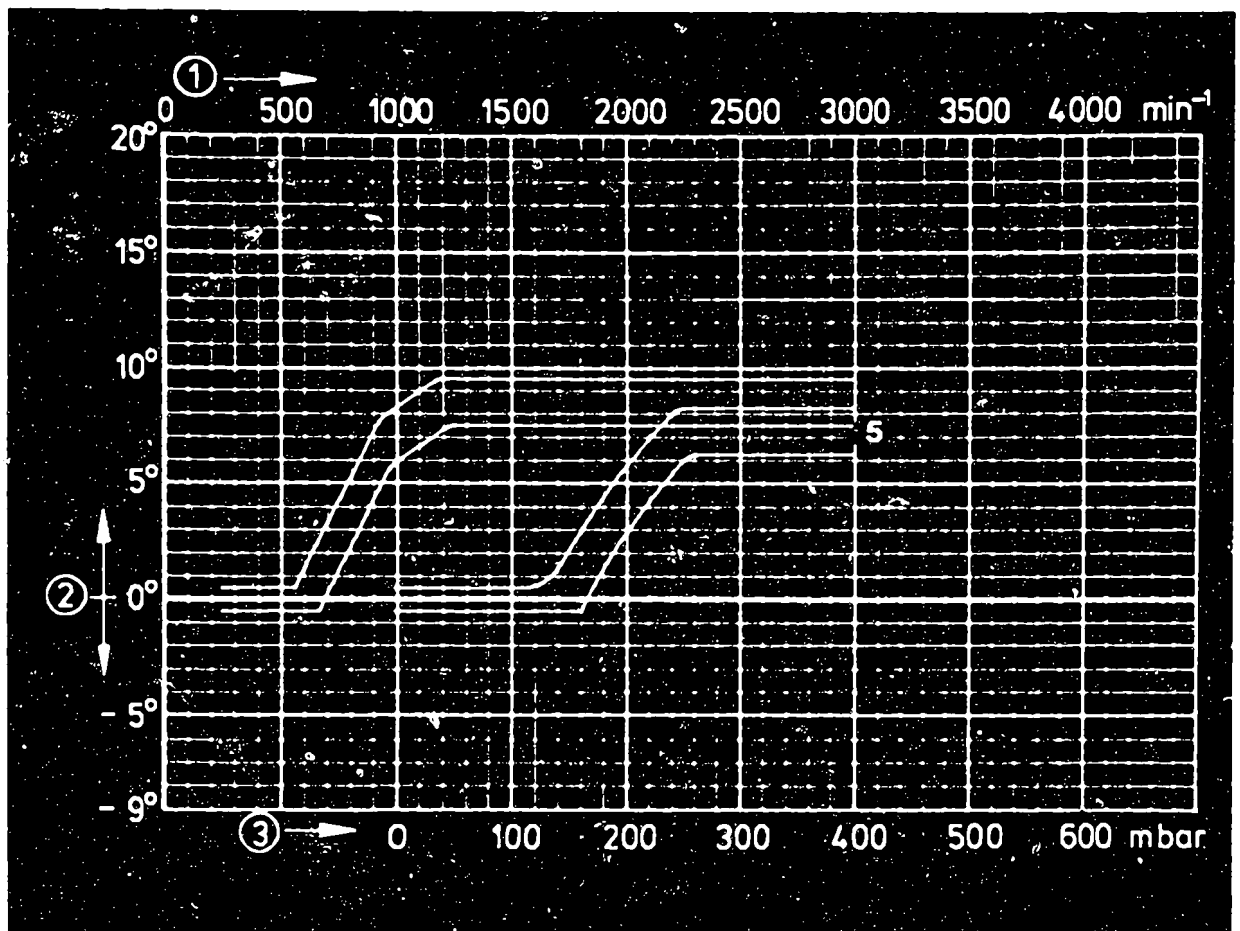
Clamping flange: 1 685 700 129  
 Driver: 1 686 400 004

**K2**

Test specifications

Ignition distributors 0 237..





0 237 320 003

- 1 = Distributor-shaft speed
- 2 = Distributor-shaft advance
- 3 = Negative gauge pressure
- 5 = Negative gauge pressure (vacuum) advance

Test adapter KDZV 7202

ZV-H

Addition to tolerance range

$\pm 0.5^\circ$  dist.  
shaft

Repair and test instructions: W-237/501

Clamping flange:

1 685 700 129

Driver:

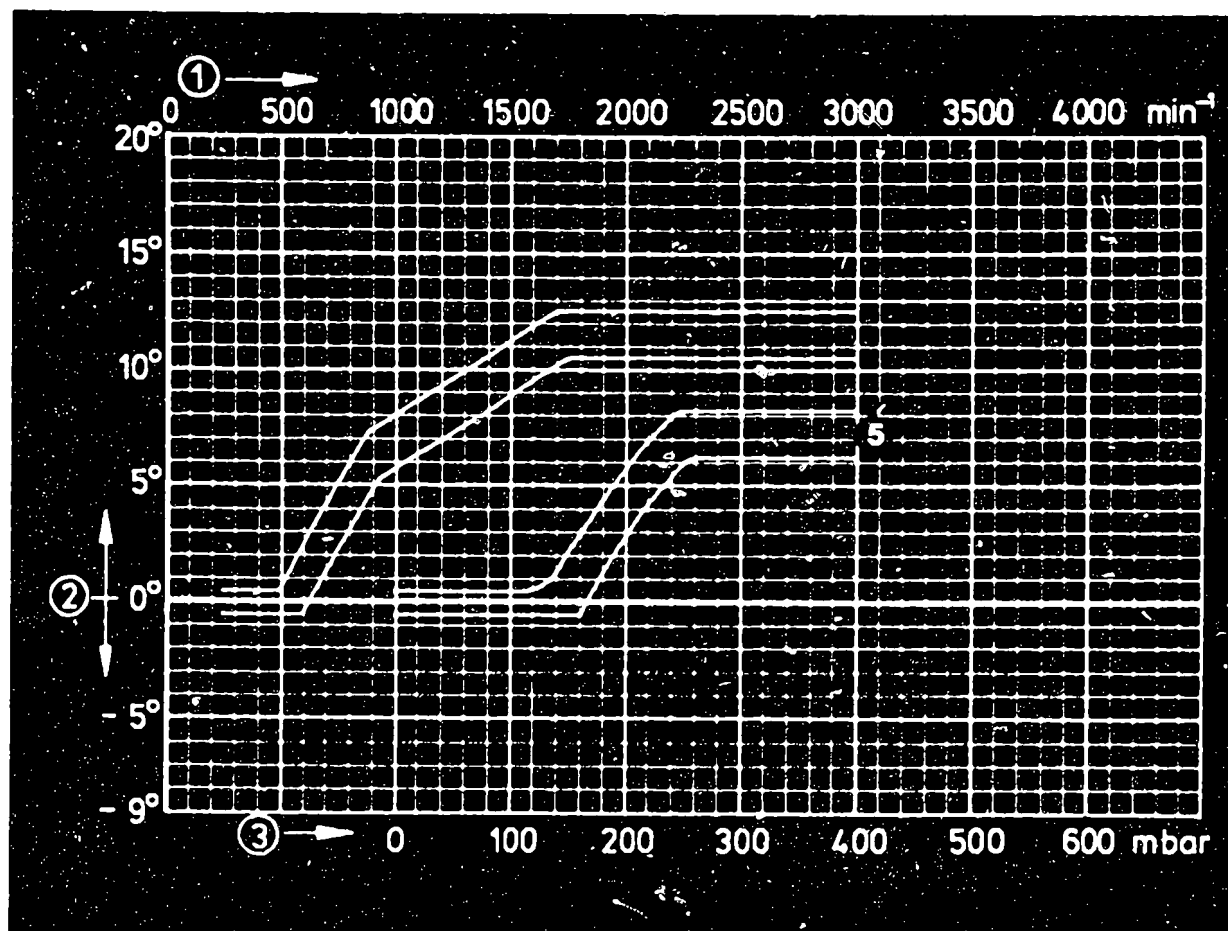
1 686 400 004

**K3**

Test specifications

Ignition distributors 0 237..





0 237 320 004

- 1 = Distributor-shaft speed
- 2 = Distributor-shaft advance
- 3 = Negative gauge pressure
- 5 = Negative gauge pressure (vacuum) advance

Test adapter KDZV 7202

ZV-H

Addition to tolerance range

$\pm 0.5^\circ$  dist.  
shaft

Repair and test instructions: W-237/501

Clamping flange:

1 685 700 129

Driver:

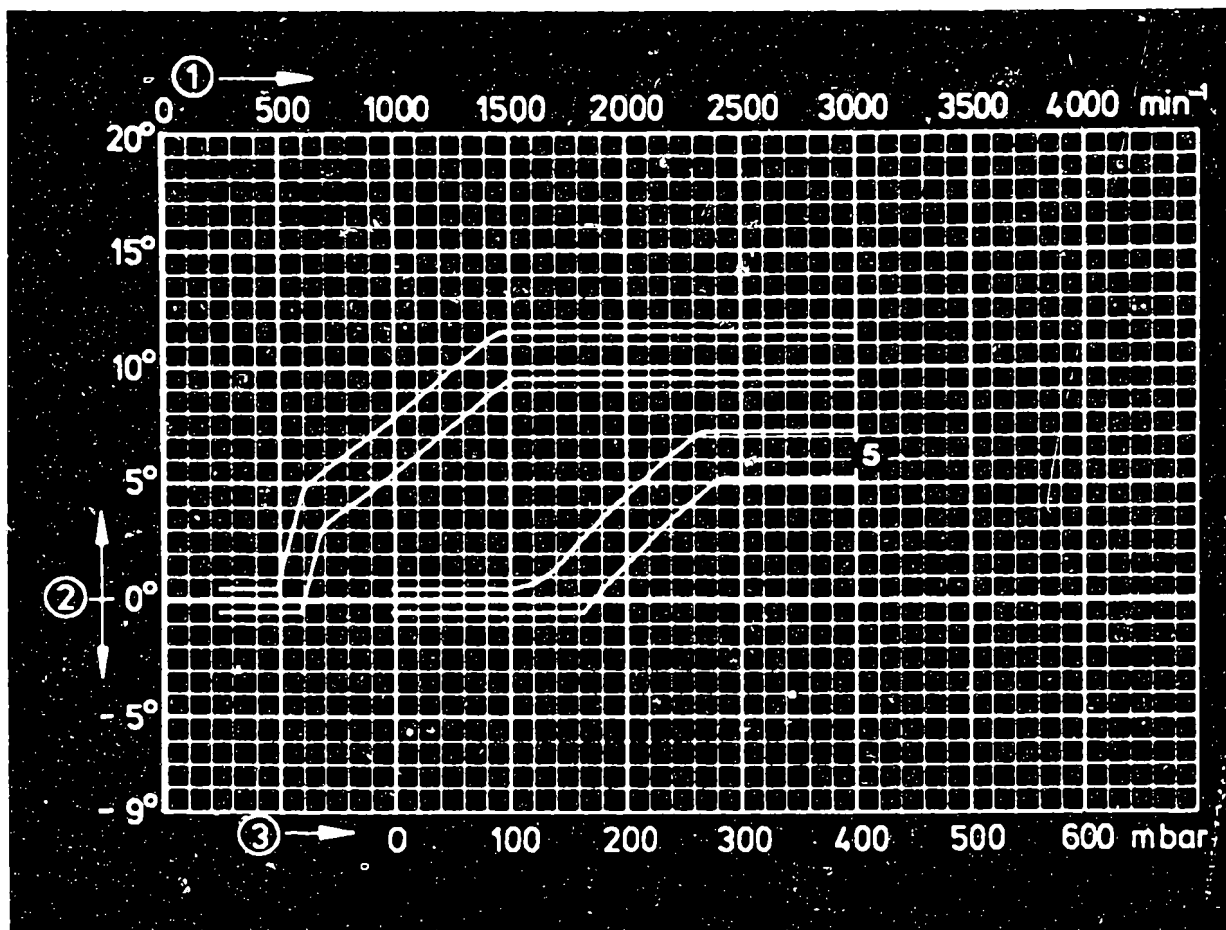
1 686 400 004

**K4**

Test specifications

Ignition distributors 0 237..





0 237 320 005

- 1 = Distributor-shaft speed
- 2 = Distributor-shaft advance
- 3 = Negative gauge pressure
- 5 = Negative gauge pressure (vacuum) advance

Test adapter KDZV 7202

ZV-H

Addition to tolerance range

± 0.5° dist.  
shaft

Repair and test instructions: W-237/501

Clamping flange:

1 685 700 129

Driver:

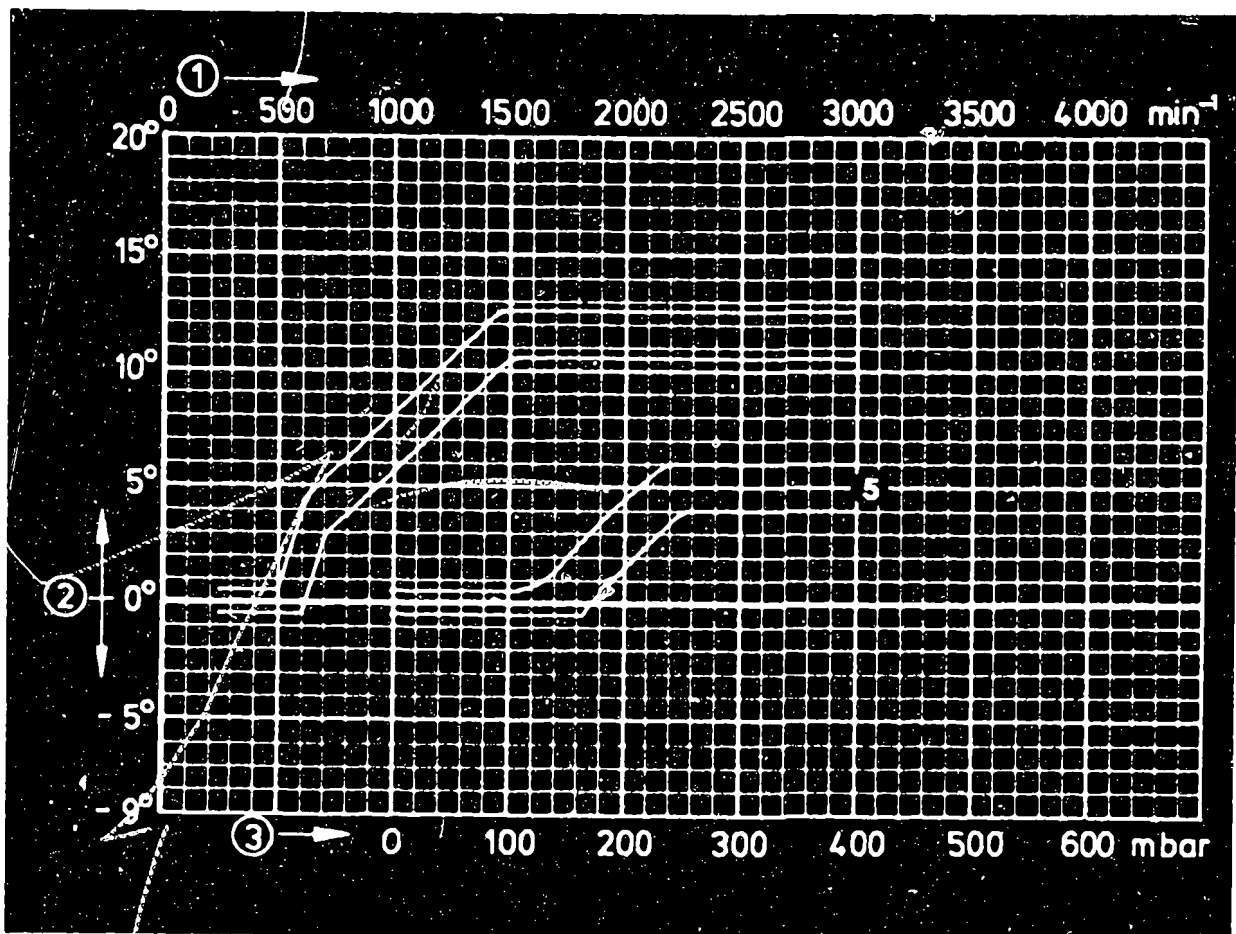
1 686 400 004

**K5**

Test specifications

Ignition distributors 0 237..





0 237 320 006

- 1 = Distributor-shaft speed
- 2 = Distributor-shaft advance
- 3 = Negative gauge pressure
- 5 = Negative gauge pressure (vacuum) advance

Test adapter KDZV 7202

ZV-H

Addition to tolerance range

$\pm 0.5^\circ$  dist.  
shaft

Repair and test instructions: W-237/ 501

Clamping flange:  
Driver:

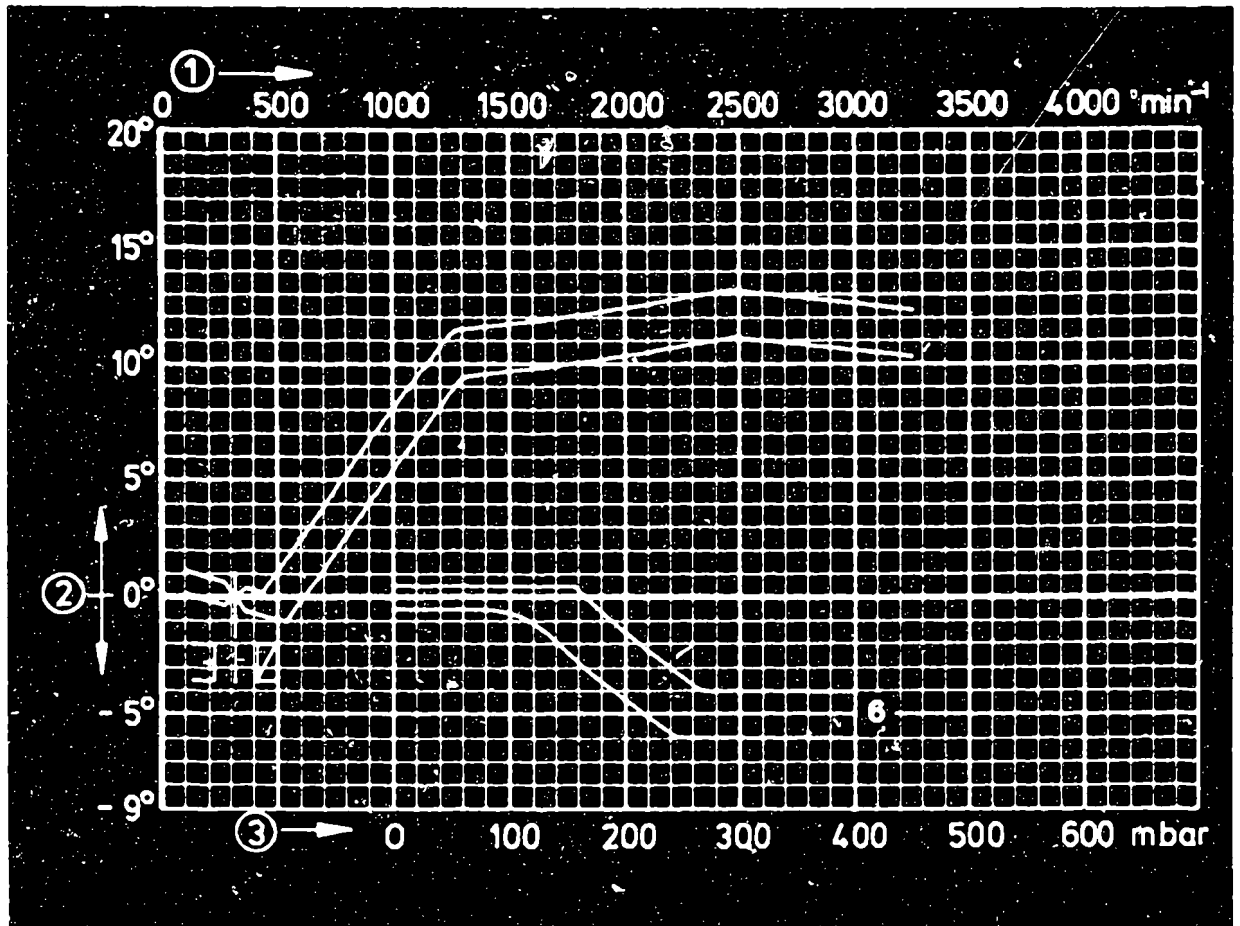
1 685 700 129  
1 686 400 004

**K6**

Test specifications

Ignition distributors 0 237..





0 237 401 007

- 1 = Distributor-shaft speed
- 2 = Distributor-shaft advance
- 3 = Negative gauge pressure

6 = Negative gauge pressure (vacuum) retard

Test adapter KDZV 7202

ZV-I

Resistance of magnetic-pulse generator

520...700  $\Omega$

Air gap min.

0.40 mm

Addition to tolerance range

$\pm 0.5^\circ$  dist.  
shaft

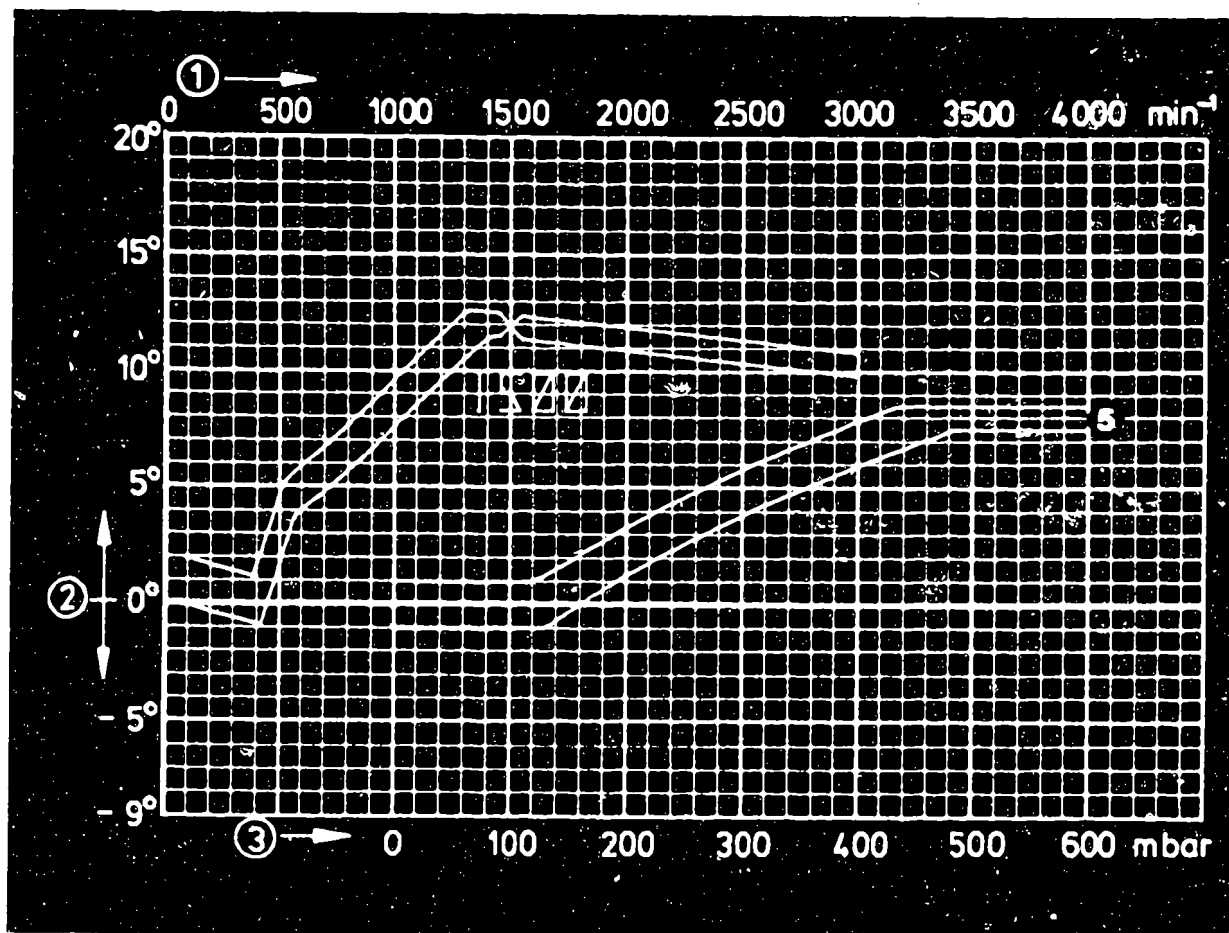
Repair and test instructions: W-237/503

**K7**

Test specifications

Ignition distributors 0 237..





0 237 401 003 / 009

- 1 = Distributor-shaft speed
- 2 = Distributor-shaft advance
- 3 = Negative gauge pressure
- 5 = Negative gauge pressure (vacuum) advance

Test adapter KDZV 7202	ZV-I
Resistance of magnetic-pulse generator	520...700 $\Omega$
Air gap min.	0,40 mm
Addition to tolerance range	- $0,5^\circ$ dist.
	- $1,5^\circ$ shaft

Repair and test instructions: W-237/503

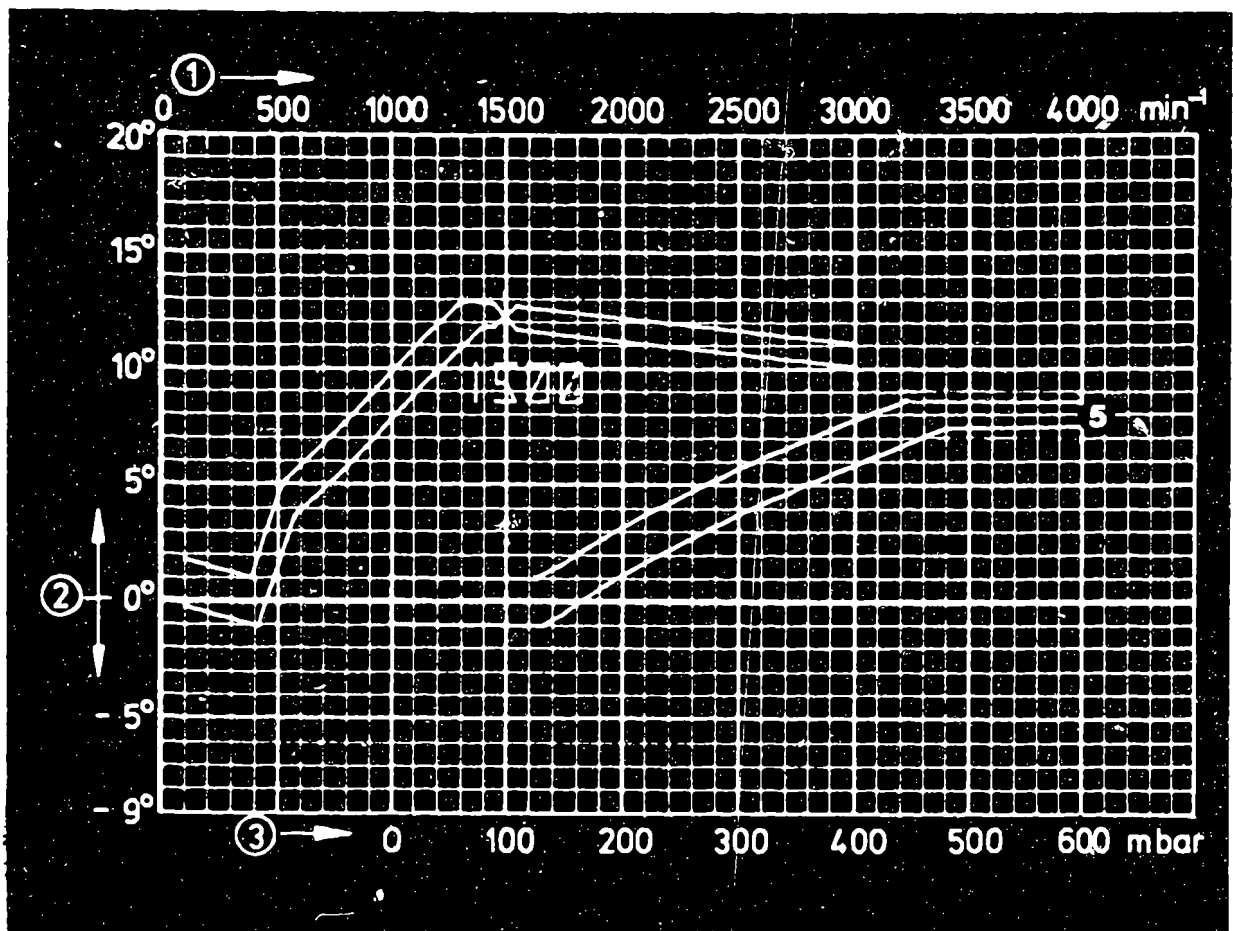
**K8**

Test specifications

Ignition distributors 0 237..







0 237 401 010 / 011

- 1 = Distributor-shaft speed
- 2 = Distributor-shaft advance
- 3 = Negative gauge pressure
- 5 = Negative gauge pressure (vacuum) advance

Test adapter KDZV 7202	ZV-I
Resistance of magnetic-pulse generator	520...700 $\Omega$
Air gap min.	0.35 mm
Addition to tolerance range	- 0.5° dist. - 1.5° shaft

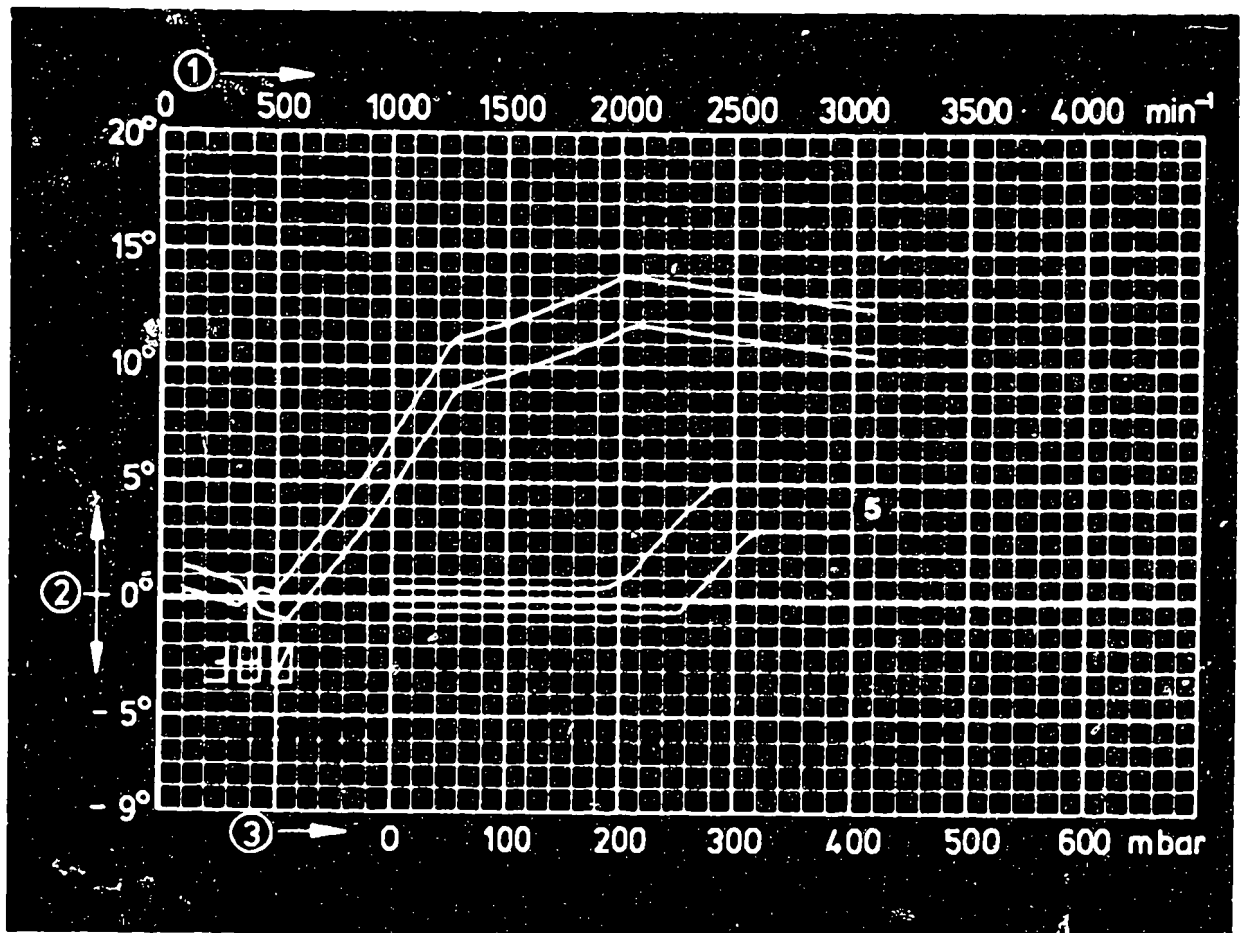
Repair and test instructions: W-237/ 503

**K9**

Test specifications

Ignition distributors 0 237..





0 237 402 001

- 1 = Distributor-shaft speed
- 2 = Distributor-shaft advance
- 3 = Negative gauge pressure
- 5 = Negative gauge pressure (vacuum) advance

Test adapter KDZV 7202	ZV-I
Resistance of magnetic-pulse generator	520...700 Ω
Air gap min.	0.30 mm
Addition to tolerance range	± 0.5° dist. shaft

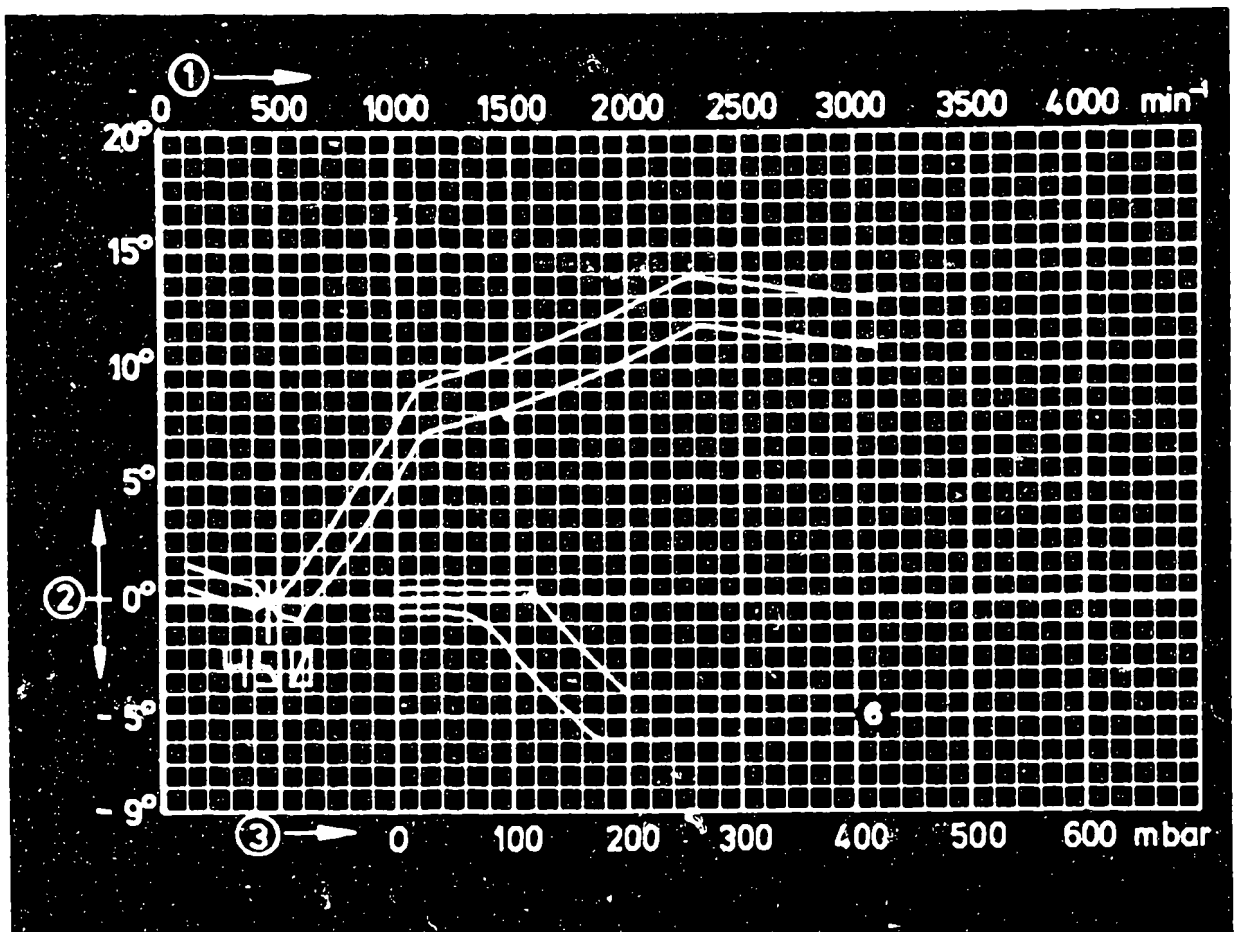
Repair and test instructions: W-237/503

**K10**

Test specifications

Ignition distributors 0 237..





0 237 402 004

- 1 = Distributor-shaft speed
- 2 = Distributor-shaft advance
- 3 = Negative gauge pressure

6 = Negative gauge pressure (vacuum) retard

Test adapter KDZV 7202

ZV-I

Resistance of magnetic-pulse generator 520...700 Ω

Air gap min.

0.30 mm

Addition to tolerance range

± 0.5° dist.  
shaft

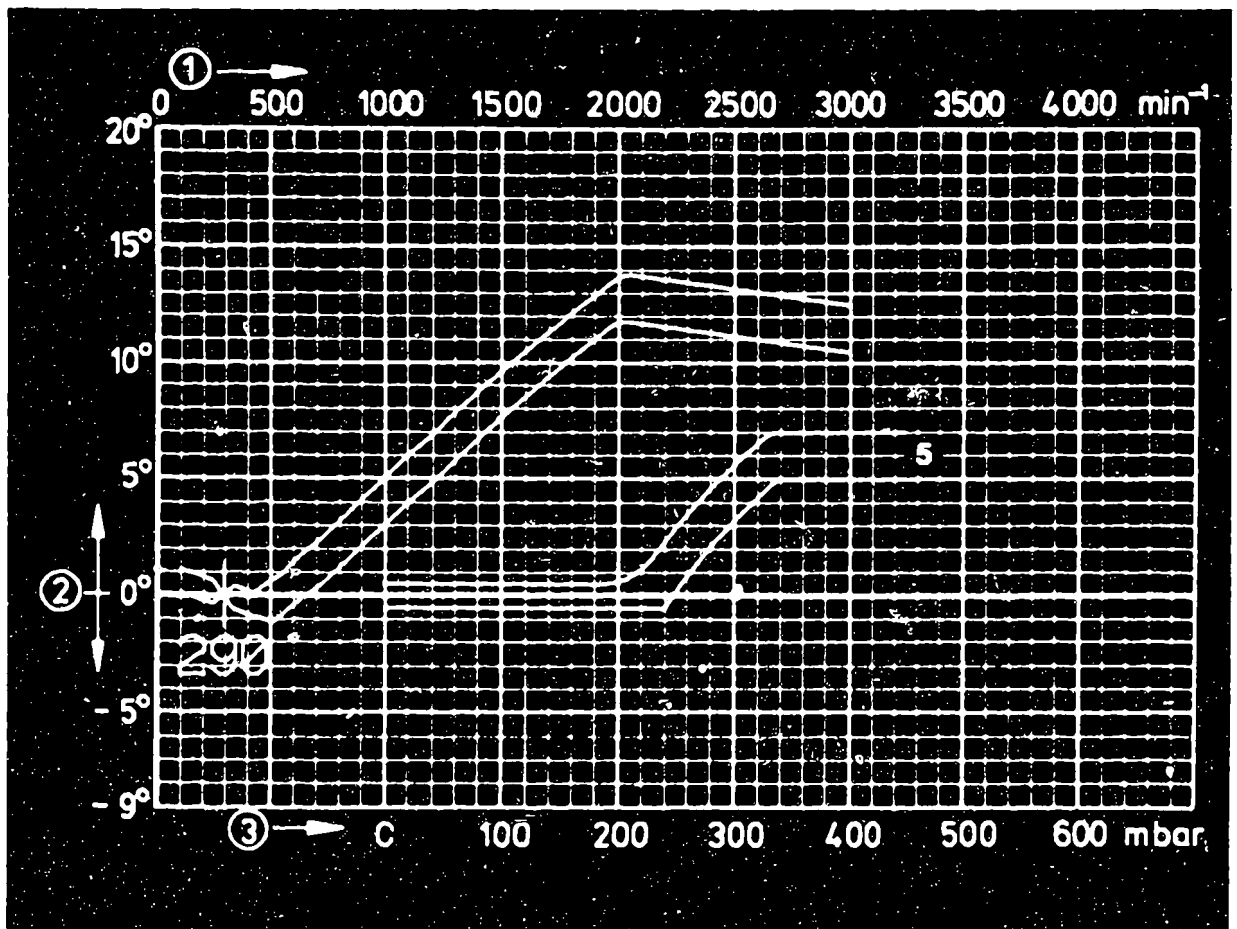
Repair and test instructions: W-237/503

**K11**

Test specifications

Ignition distributors 0 237..





0 237 402 006

- 1 = Distributor-shaft speed
- 2 = Distributor-shaft advance
- 3 = Negative gauge pressure
- 5 = Negative gauge pressure (vacuum) advance

Test adapter KDZV 7202	ZV-I
Resistance of magnetic-pulse generator	520...700 $\Omega$
Air gap min.	0.30 mm
Addition to tolerance range	$\pm 0.5^\circ$ dist. shaft

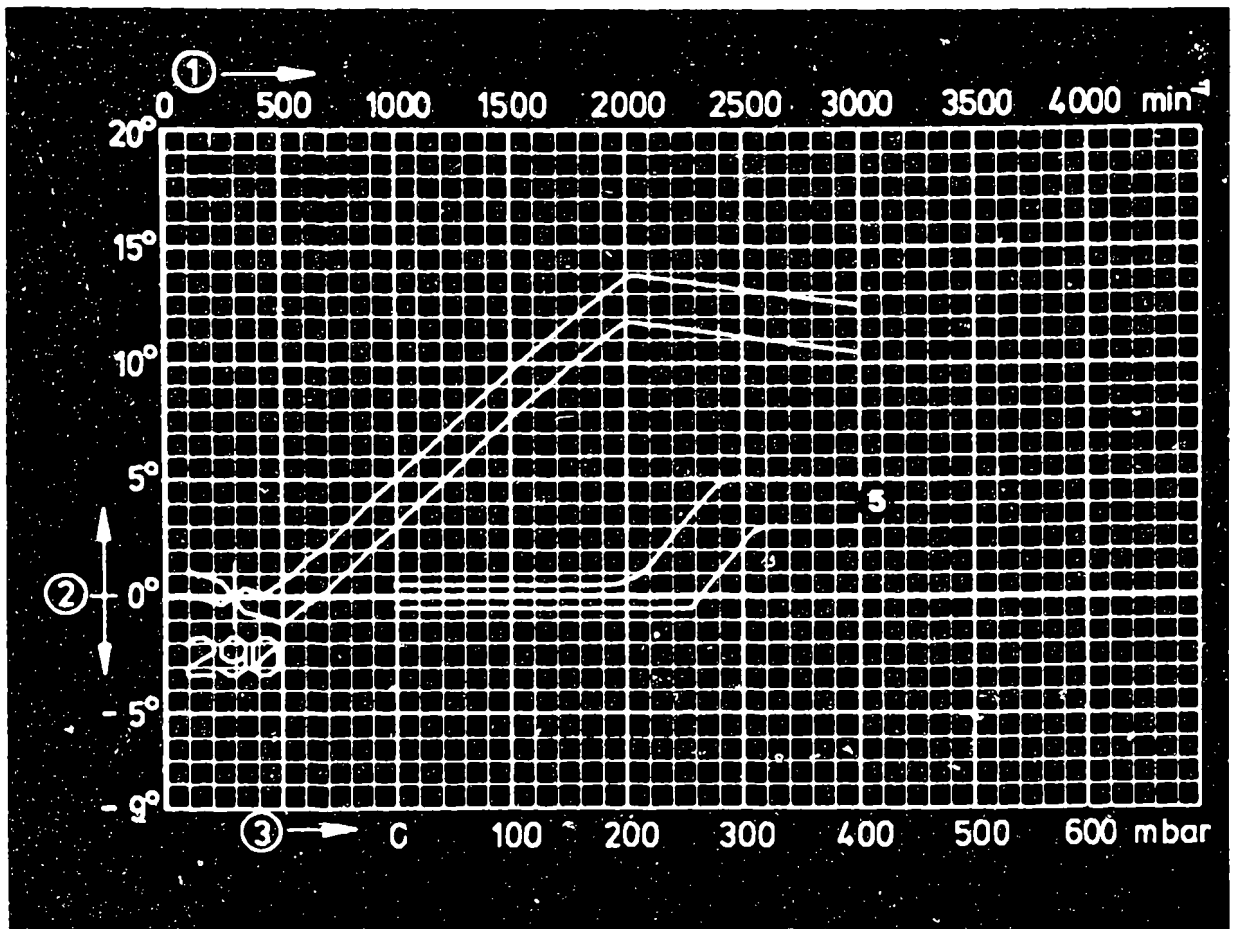
Repair and test instructions: W-237/ 503

**K12**

Test specifications

Ignition distributors 0 237..





0 237 402 007

- 1 = Distributor-shaft speed
- 2 = Distributor-shaft advance
- 3 = Negative gauge pressure
- 5 = Negative gauge pressure (vacuum) advance

Test adapter KDZV 7202	ZV-I
Resistance of magnetic-pulse generator	520...700 $\Omega$
Air gap min.	0.30 mm
Addition to tolerance range	$\pm 0.5^\circ$ dist. shaft

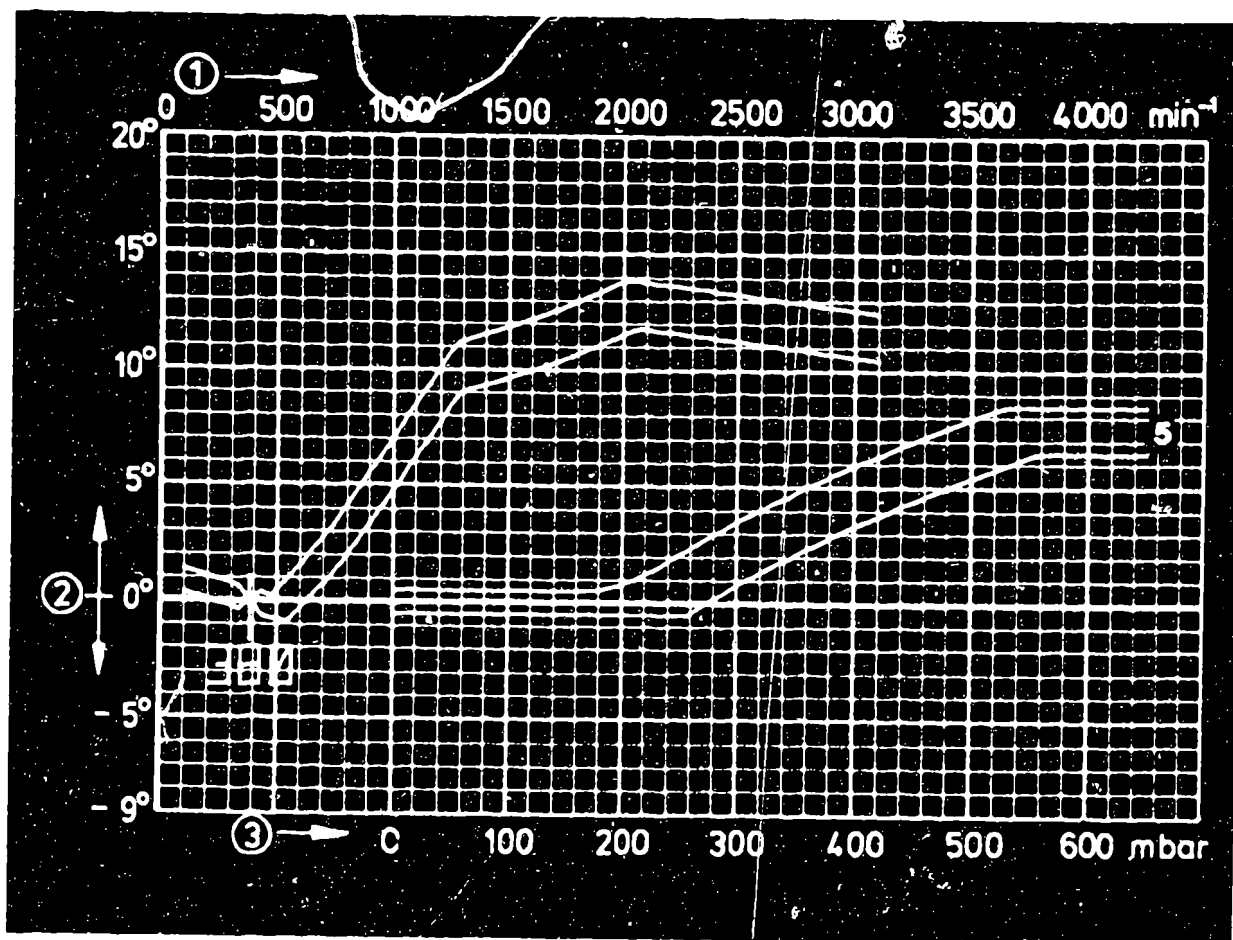
Repair and test instructions: W-237/503

**K13**

Test specifications

Ignition distributors 0 237..





0 237 402 007

- 1 = Distributor-shaft speed
- 2 = Distributor-shaft advance
- 3 = Negative gauge pressure
- 5 = Negative gauge pressure (vacuum) advance

Test adapter KDZV 7202	ZV-I
Resistance of magnetic-pulse generator	520...700 Ω
Air gap min.	0.30 mm
Addition to tolerance range	± 0.5° dist. shaft
FD (date of manufacture)	624 →

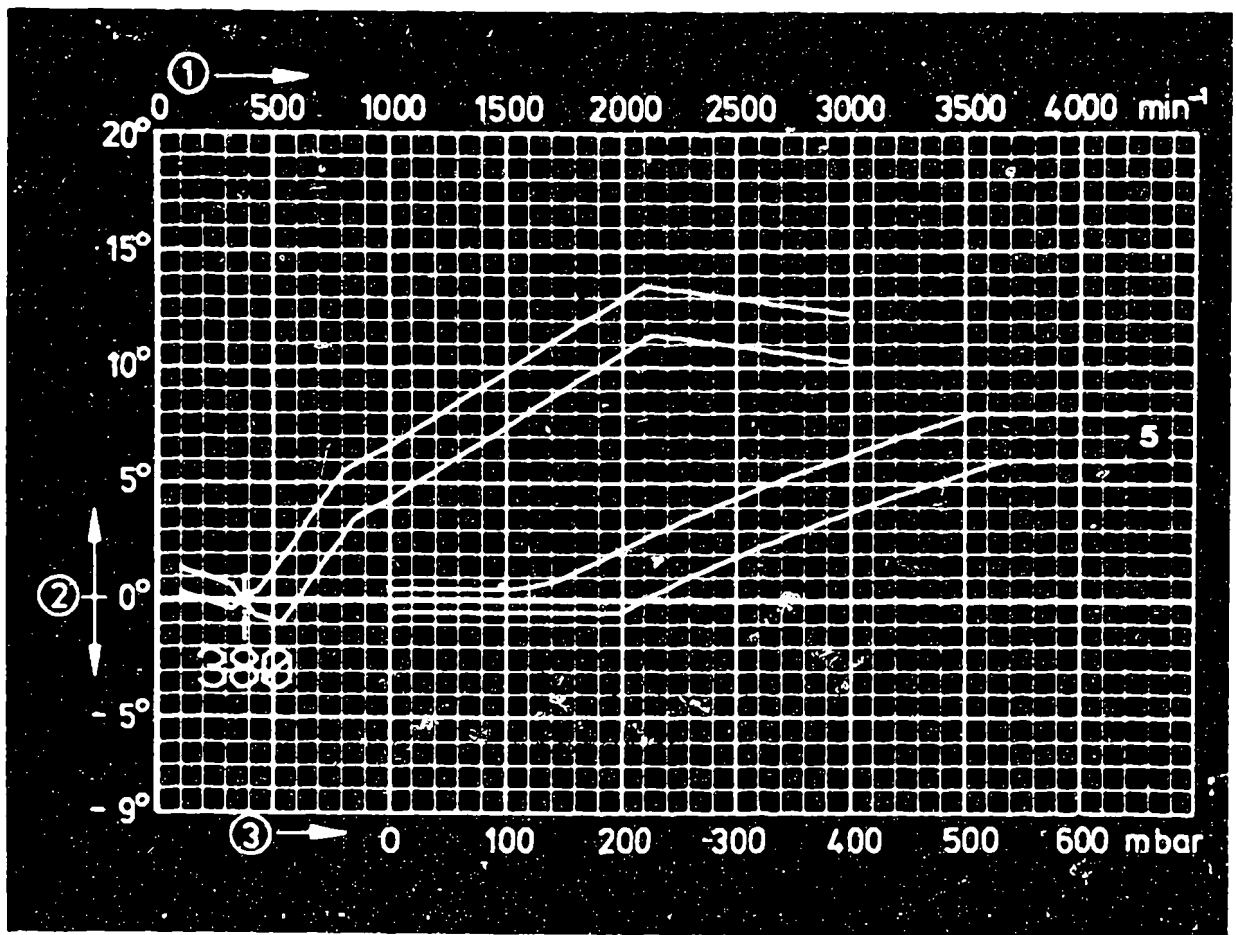
Repair and test instructions: W-237/503

**K14**

Test specifications

Ignition distributors 0 237..





0 237 402 008

- 1 = Distributor-shaft speed
- 2 = Distributor-shaft advance
- 3 = Negative gauge pressure
- 5 = Negative gauge pressure (vacuum) advance

Test adapter KDZV 7202	ZV-I
Resistance of magnetic-pulse generator	520...700 Ω
Air gap min.	0.30 mm
Addition to tolerance range	± 0.5° dist. shaft

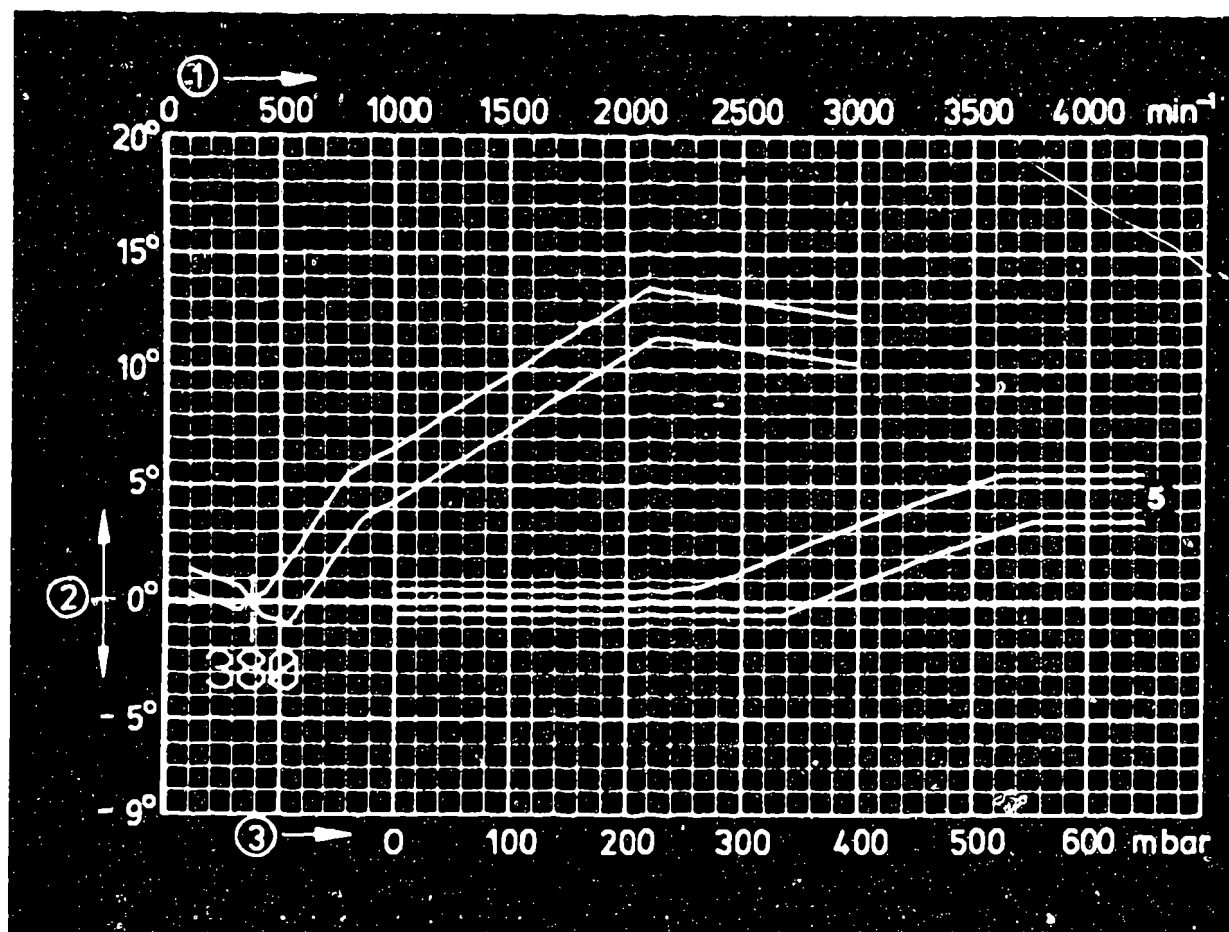
Repair and test instructions: W-237/503

**K15**

Test specifications

Ignition distributors 0 237..





0 237 402 009

- 1 = Distributor-shaft speed
- 2 = Distributor-shaft advance
- 3 = Negative gauge pressure
- 5 = Negative gauge pressure (vacuum) advance

Test adapter KDZV 7202

ZV-I

Resistance of magnetic-pulse generator

520...700  $\Omega$

Addition to tolerance range

$\pm 0.5^\circ$  dist.  
shaft

Repair and test instructions: W-237/503

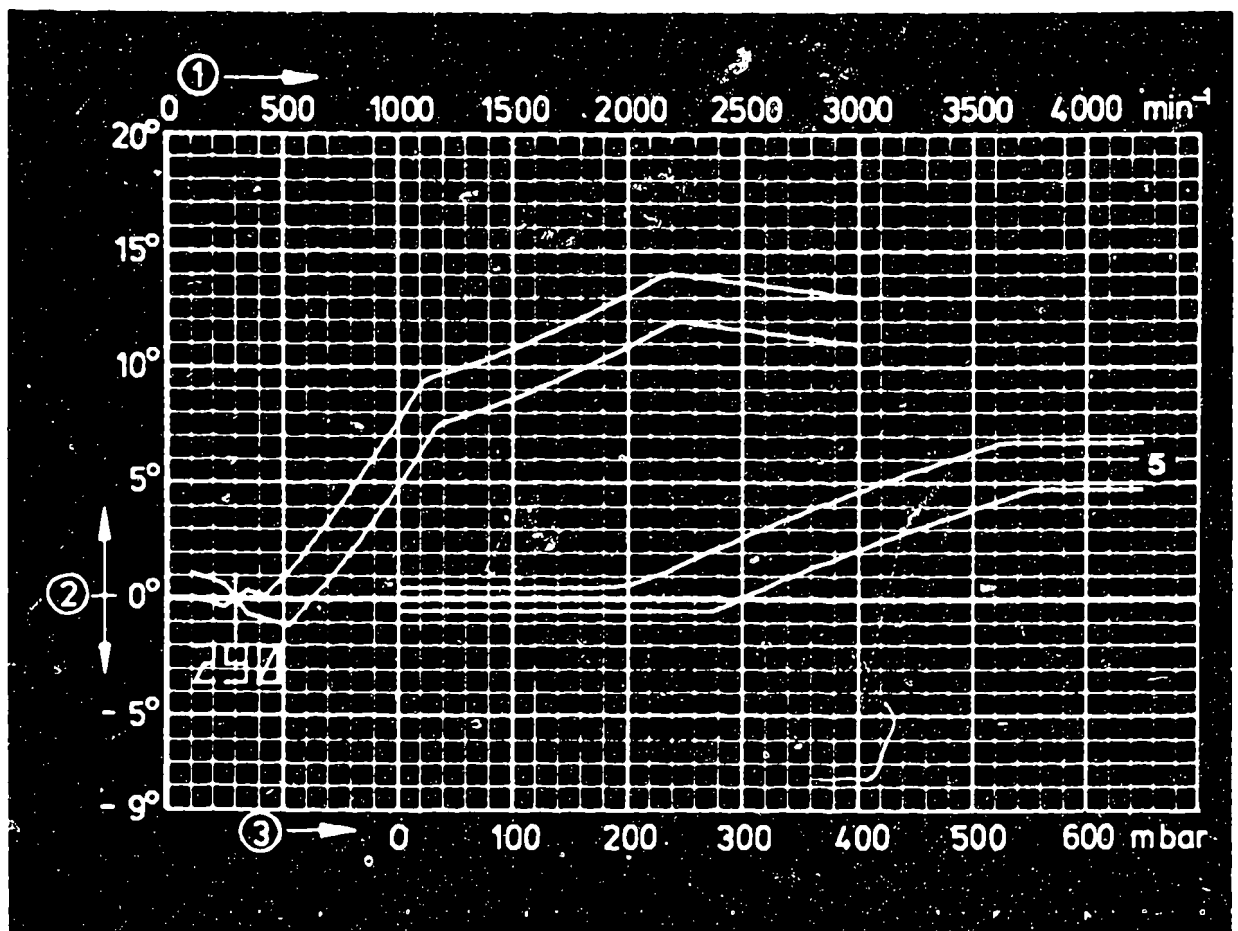
**K16**

Test specifications

Ignition distributors 0 237..







0 237 402 016

- 1 = Distributor-shaft speed
- 2 = Distributor-shaft advance
- 3 = Negative gauge pressure
- 5 = Negative gauge pressure (vacuum) advance

Test adapter KDZV 7202

ZV-I

Resistance of magnetic-pulse generator

520...700  $\Omega$

Addition to tolerance range

$\pm 0.5^\circ$  dist.  
shaft

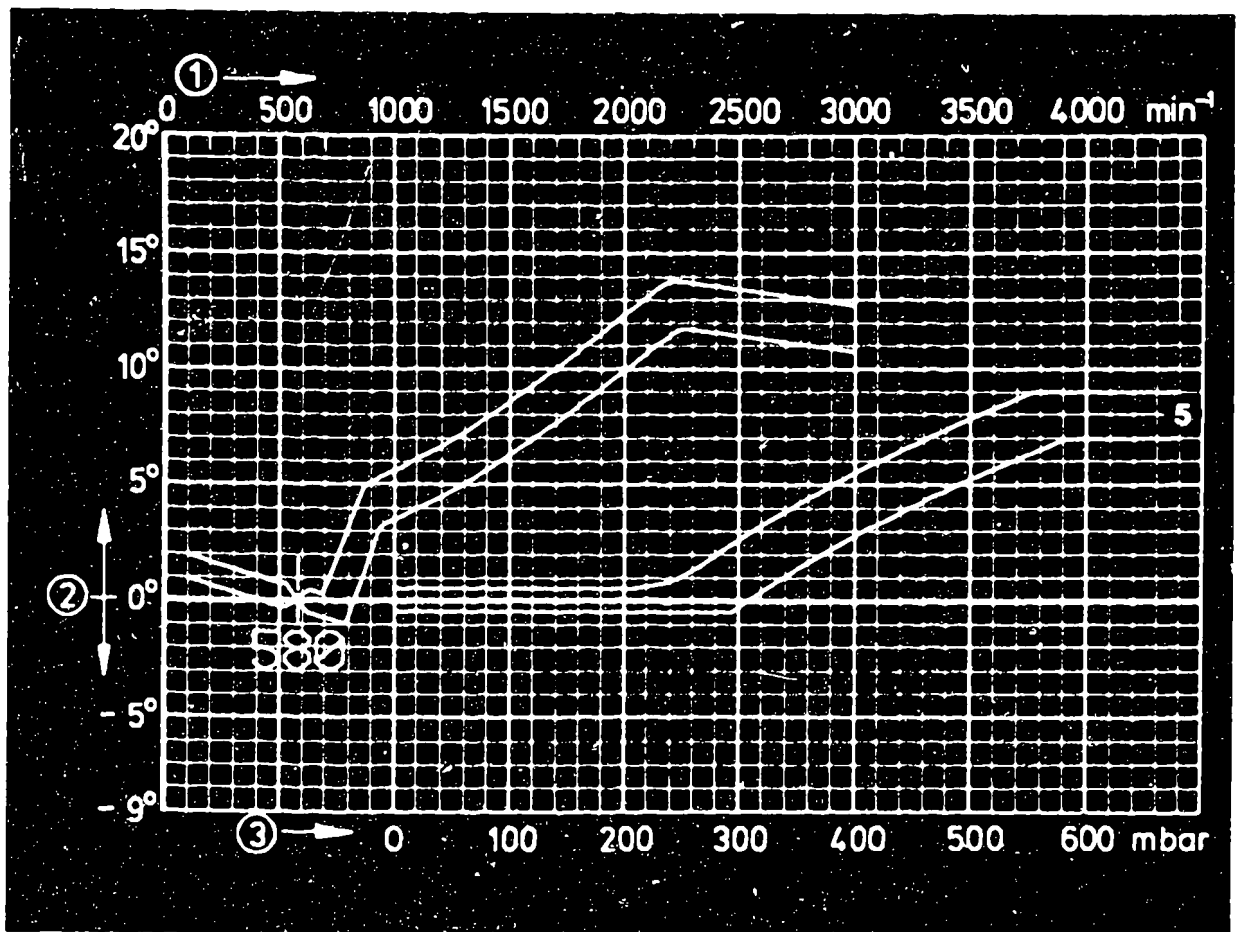
Repair and test instructions: W-237/503

**K17**

Test specifications

Ignition distributors 0 237..





0 237 402 026

- 1 = Distributor-shaft speed
- 2 = Distributor-shaft advance
- 3 = Negative gauge pressure
- 5 = Negative gauge pressure (vacuum) advance

Test adapter KDZV 7202	ZV-I
Resistance of magnetic-pulse generator	520...700 Ω
Air gap min.	0.25 mm
Addition to tolerance range	± 0.5° dist. shaft

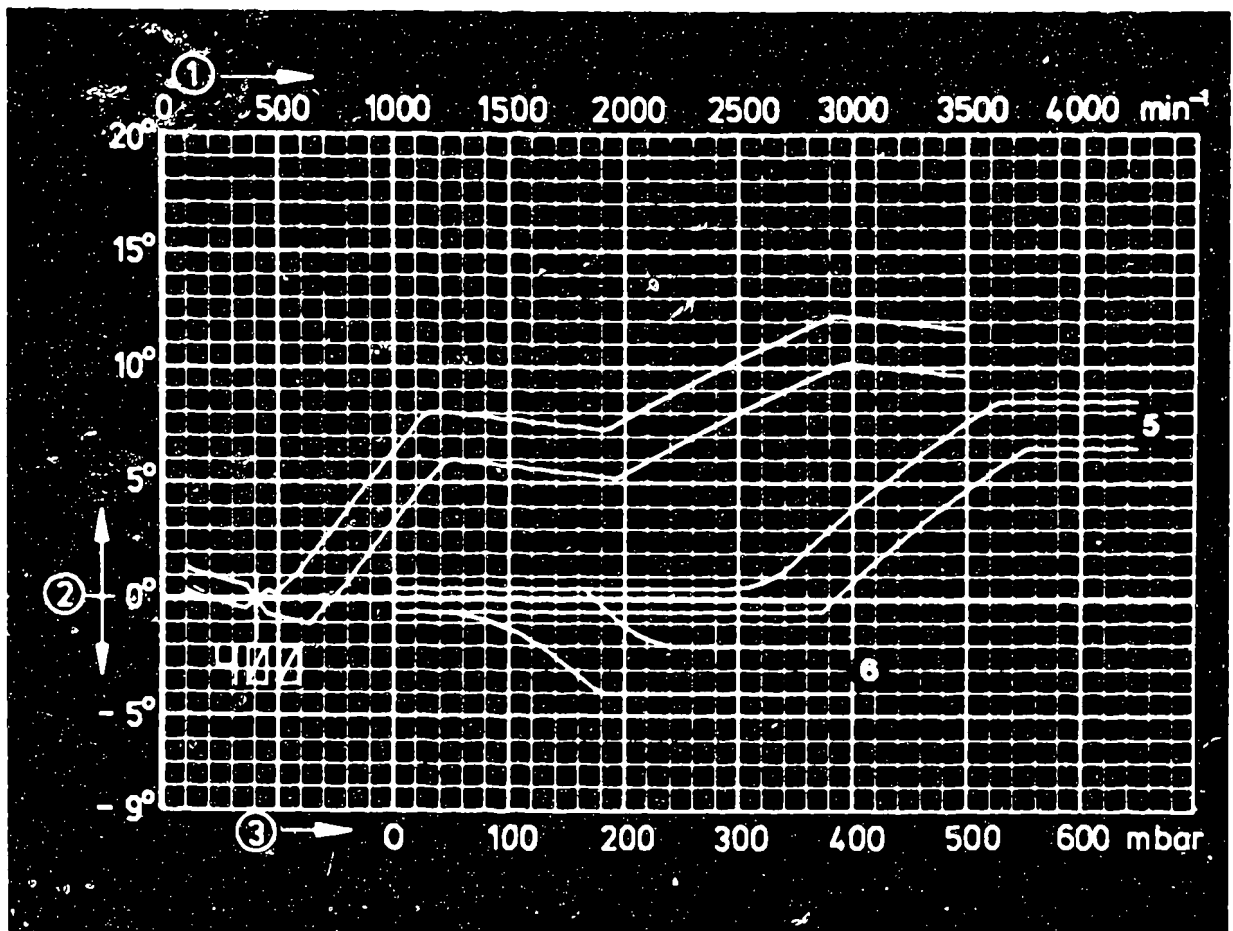
Repair and test instructions: W-237/503

**K18**

Test specifications

Ignition distributors 0 237..





0 237 405 023

1 = Distributor-shaft speed

2 = Distributor-shaft advance

3 = Negative gauge pressure

5 = Negative gauge pressure (vacuum) advance

6 = Negative gauge pressure (vacuum) retard

Test adapter KDZV 7202

ZV-I

Resistance of magnetic-pulse generator 520...700 Ω

Air gap min. 0.35 mm

Addition to tolerance range ± 0.5° dist. shaft

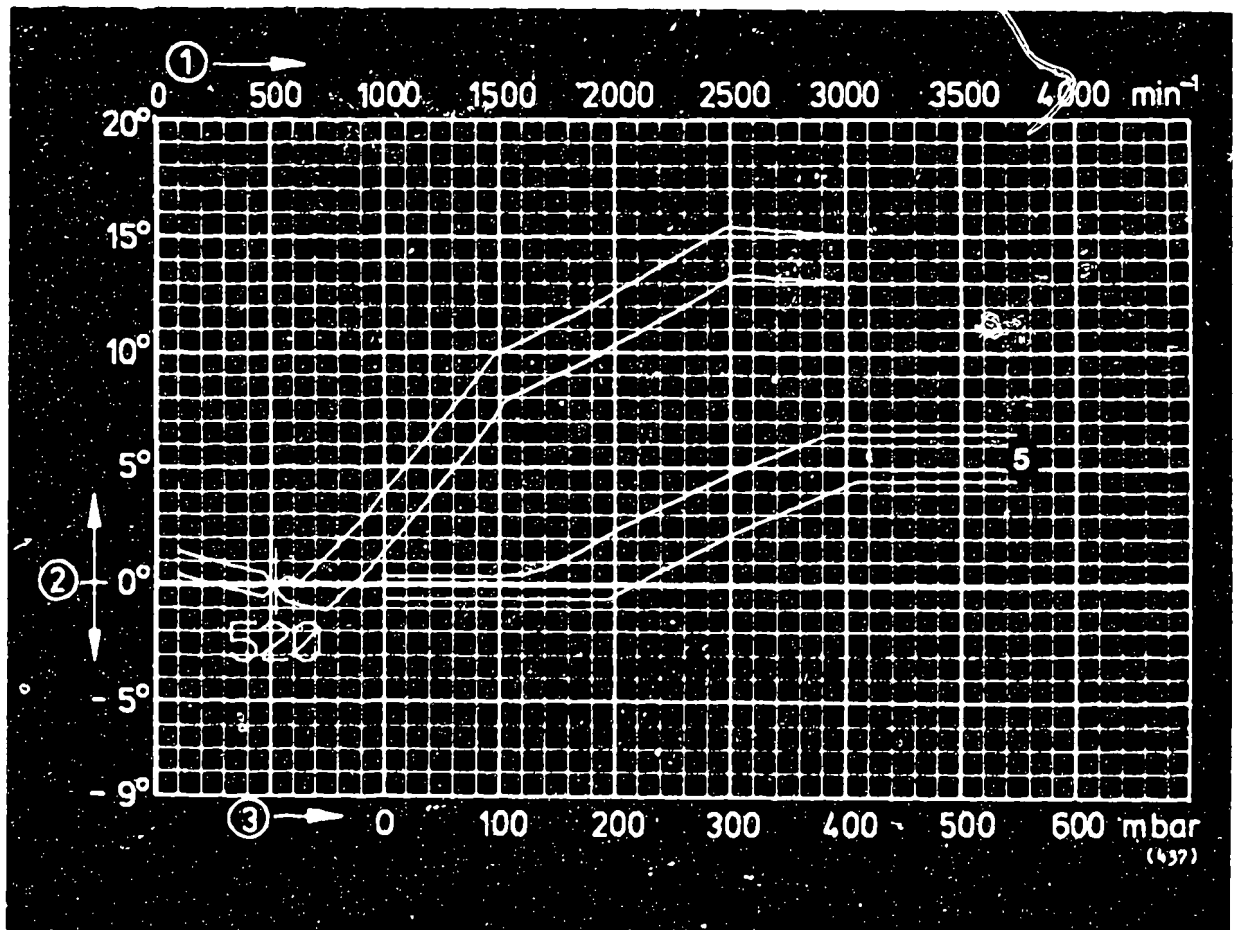
Repair and test instructions: W-237/503

**K19**

Test specifications

Ignition distributors 0 237..





0 237 002 092

- 1 = Distributor-shaft speed
- 2 = Distributor-shaft advance
- 3 = Negative gauge pressure
- 5 = Negative gauge pressure (vacuum) advance

Test adapter KDZV 7202	ZV-I
Resistance of magnetic-pulse generator	950...1300 $\Omega$
Air gap min.	0.25 mm
Addition to tolerance range	$\pm 0.5^\circ$ dist. shaft

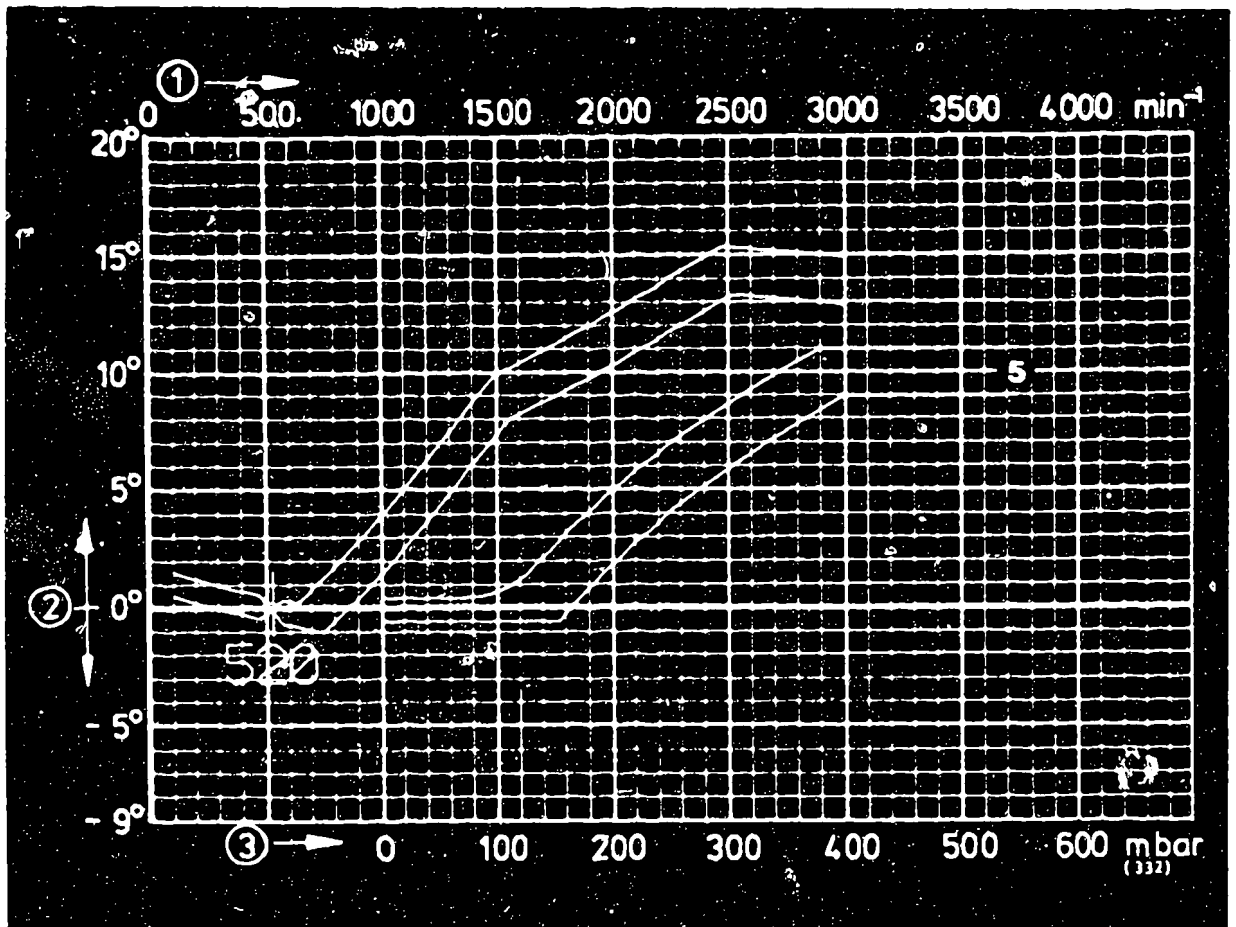
Repair and test instructions: W-237/ 502

**K20**

Test specifications

Ignition distributors 0 237..





0 237 002 093

- 1 = Distributor-shaft speed
- 2 = Distributor-shaft advance
- 3 = Negative gauge pressure
- 5 = Negative gauge pressure (vacuum) advance
- 6 = Negative gauge pressure (vacuum) retard
- 7 = Gauge pressure (advance/retard)

Test adapter KDZV 7202

Resistance of magnetic-pulse generator

Air gap min.

Addition to tolerance range

ZV-I

950...1300  $\Omega$

0.25 mm

$\pm 0.5^\circ$  dist.  
shaft

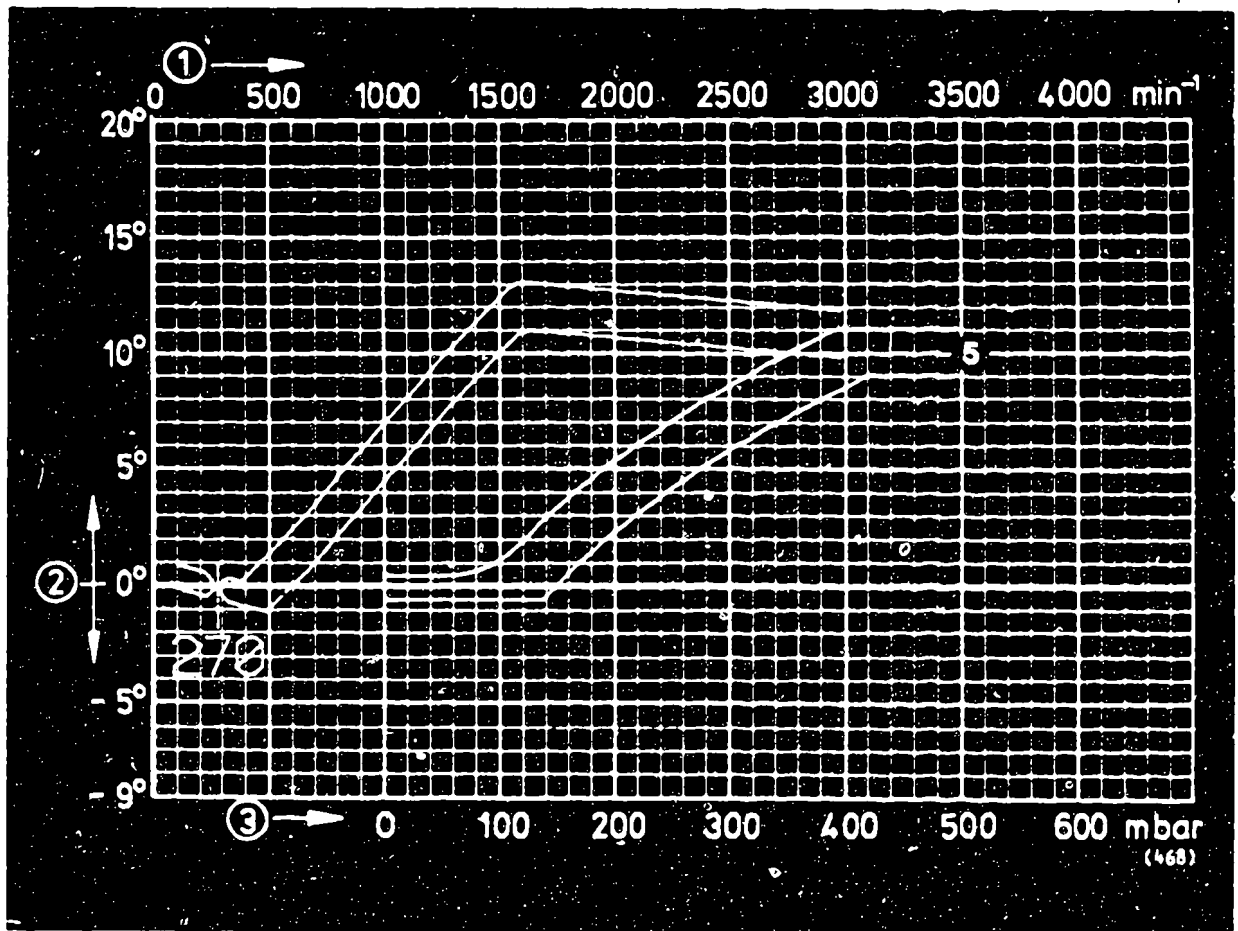
Repair and test instructions: W-237/ 502

**K21**

Test specifications

Ignition distributors 0 237..





0 237 002 096

- 1 = Distributor-shaft speed
- 2 = Distributor-shaft advance
- 3 = Negative gauge pressure
- 5 = Negative gauge pressure (vacuum) advance

Test adapter KDZV 7202	ZV-I
Resistance of magnetic-pulse generator	950...1300 $\Omega$
Air gap min.	0.25 mm
Addition to tolerance range	$\pm 0.5^\circ$ dist. shaft
Cut-out speed of limiter	3140 to 3330 $\text{min}^{-1}$

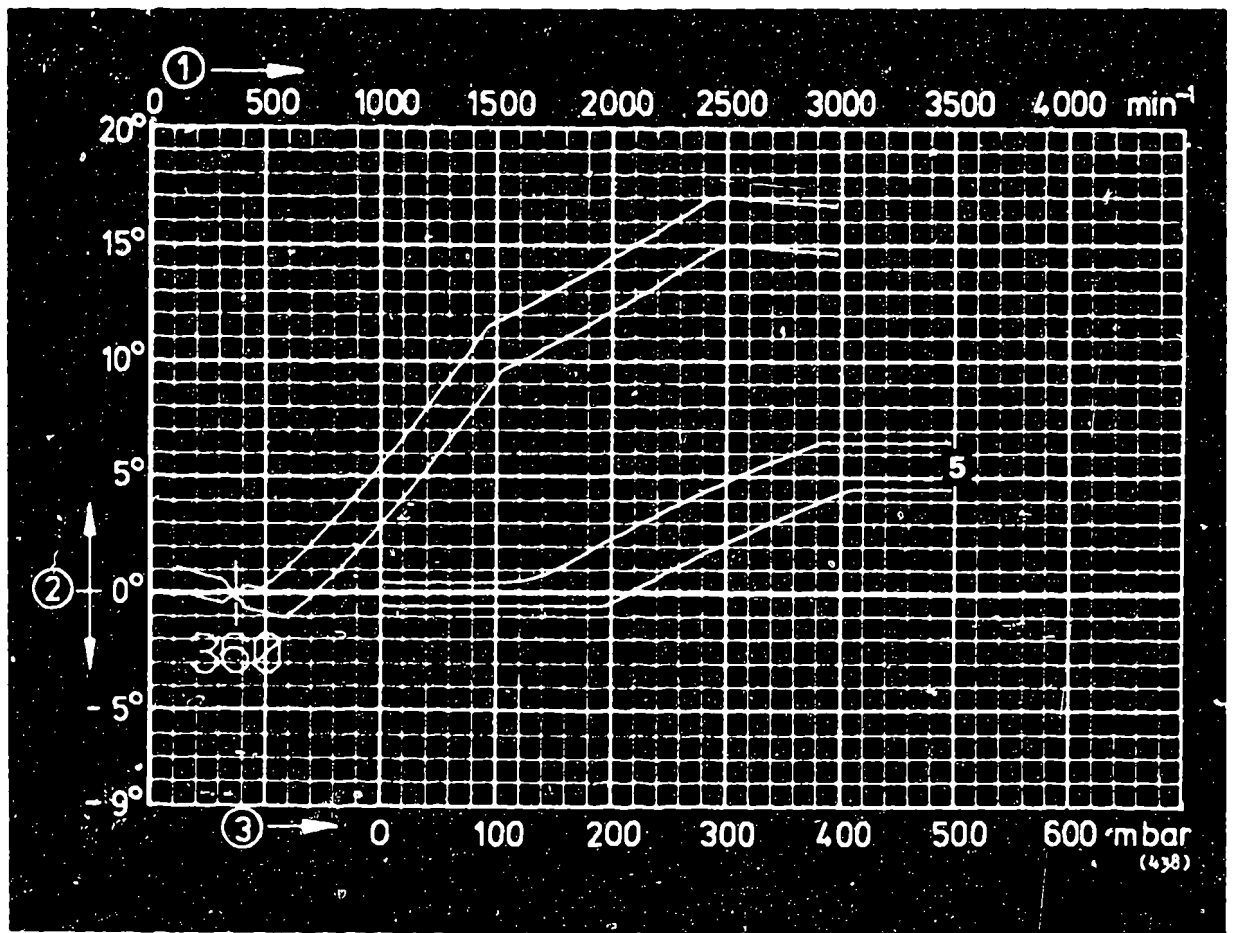
Repair and test instructions: W-237/ 502

**K22**

Test specifications

Ignition distributors 0 237..





0 237 002 097

- 1 = Distributor-shaft speed
- 2 = Distributor-shaft advance
- 3 = Negative gauge pressure
- 5 = Negative gauge pressure (vacuum) advance

Test adapter KDZV 7202	ZV-I
Resistance of magnetic-pulse generator	950...1300 $\Omega$
Air gap min.	0.25 mm
Addition to tolerance range	$\pm 0.5^{\circ}$ dist. shaft

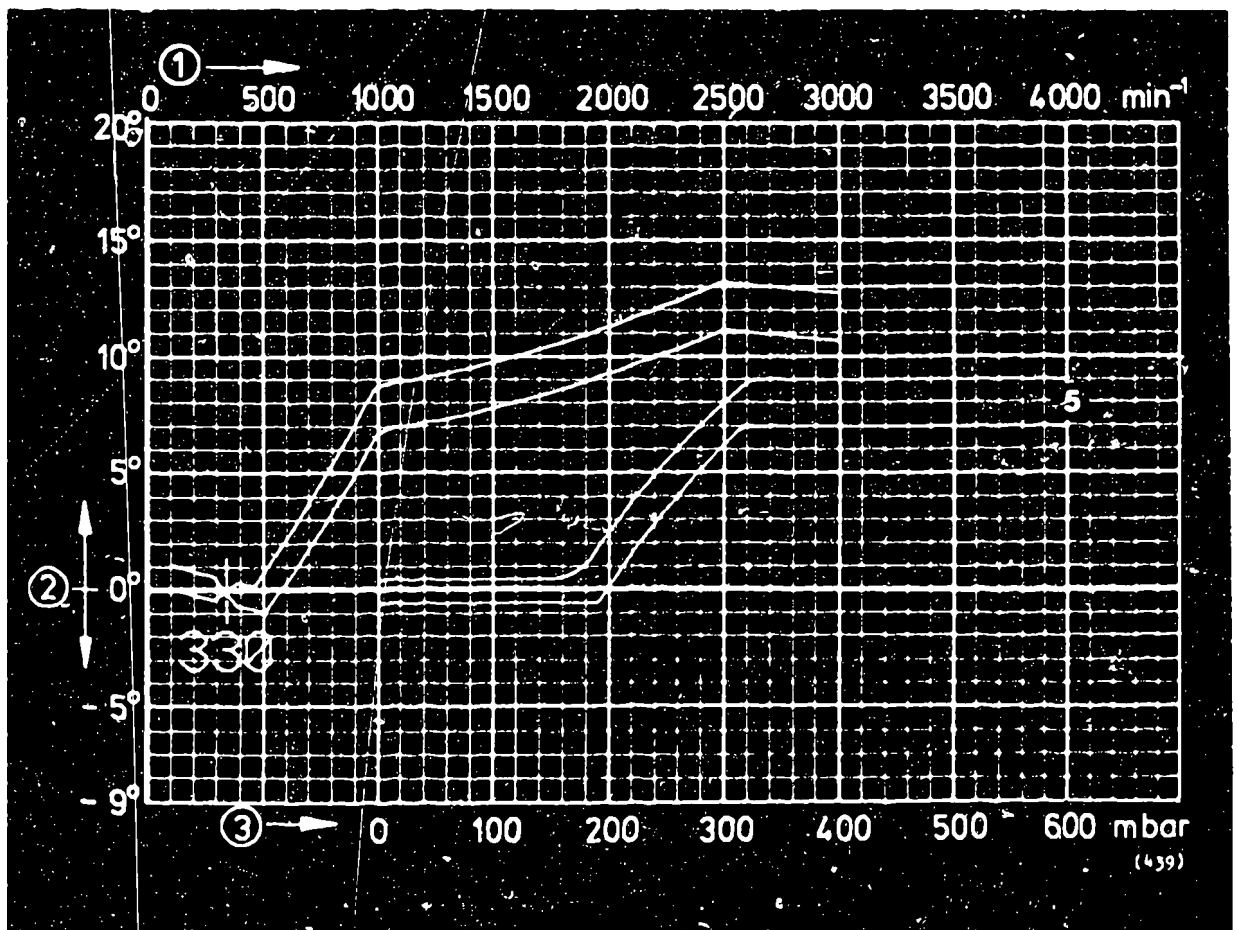
Repair and test instructions: W-237/ 502

**K23**

Test specifications

Ignition distributors 0 237..





0 237 002 098 / 099

- 1 = Distributor-shaft speed
- 2 = Distributor-shaft advance
- 3 = Negative gauge pressure
- 5 = Negative gauge pressure (vacuum) advance

Test adapter KDZV 7202

Resistance of magnetic-pulse generator

Air gap min.

Addition to tolerance range

ZV-I

505...680  $\Omega$

0.25 mm

$\pm 0.5^\circ$  dist.  
shaft

Repair and test instructions: W-237/ 502

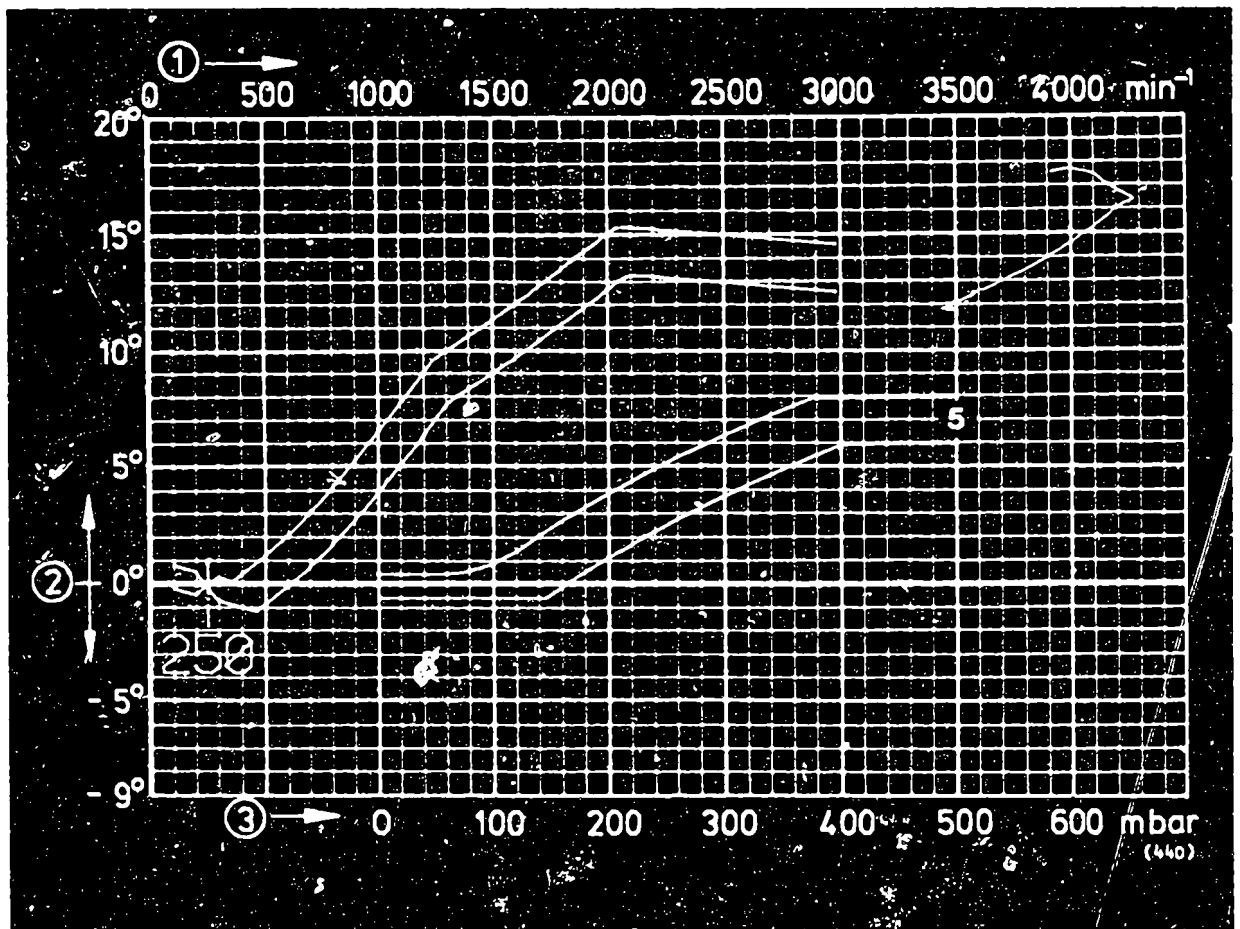
**K24**

Test specifications

Ignition distributors 0 237..







0 237 002 100

- 1 = Distributor-shaft speed
- 2 = Distributor-shaft advance
- 3 = Negative gauge pressure
- 5 = Negative gauge pressure (vacuum) advance

Test adapter KDZV 7202	ZV-I
Resistance of magnetic-pulse generator	950...1300 Ω
Air gap min.	0.25 mm
Addition to tolerance range	± 0.5° dist. shaft

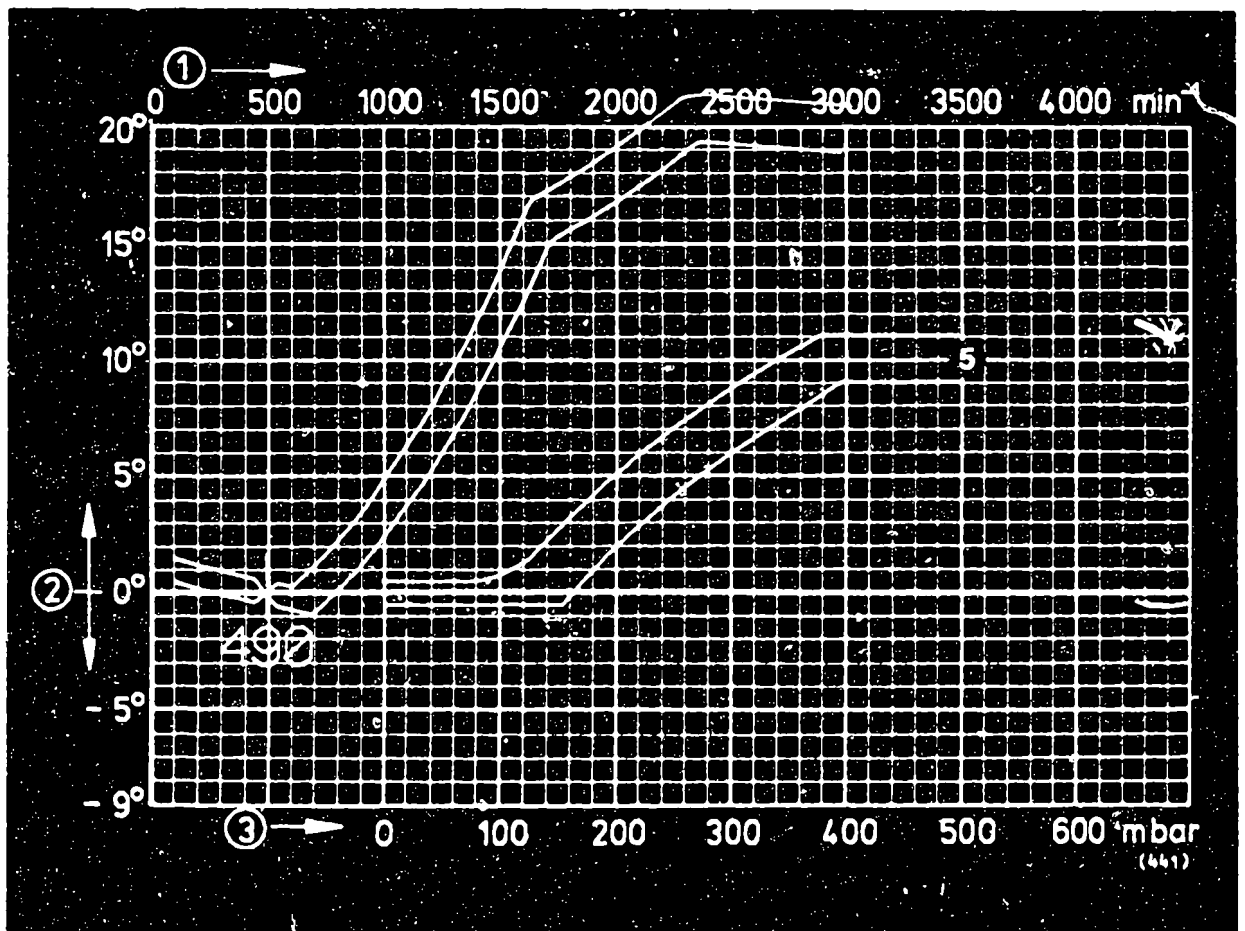
Repair and test instructions: W-237/ 502

**L1**

Test specifications

Ignition distributors 0 237..





0 237 002 101

- 1 = Distributor-shaft speed
- 2 = Distributor-shaft advance
- 3 = Negative gauge pressure
- 5 = Negative gauge pressure (vacuum) advance

Test adapter KDZV 7202	ZV-I
Resistance of magnetic-pulse generator	950...1300 $\Omega$
Air gap min.	0.25 mm
Addition to tolerance range	$\pm 0.5^\circ$ dist. shaft

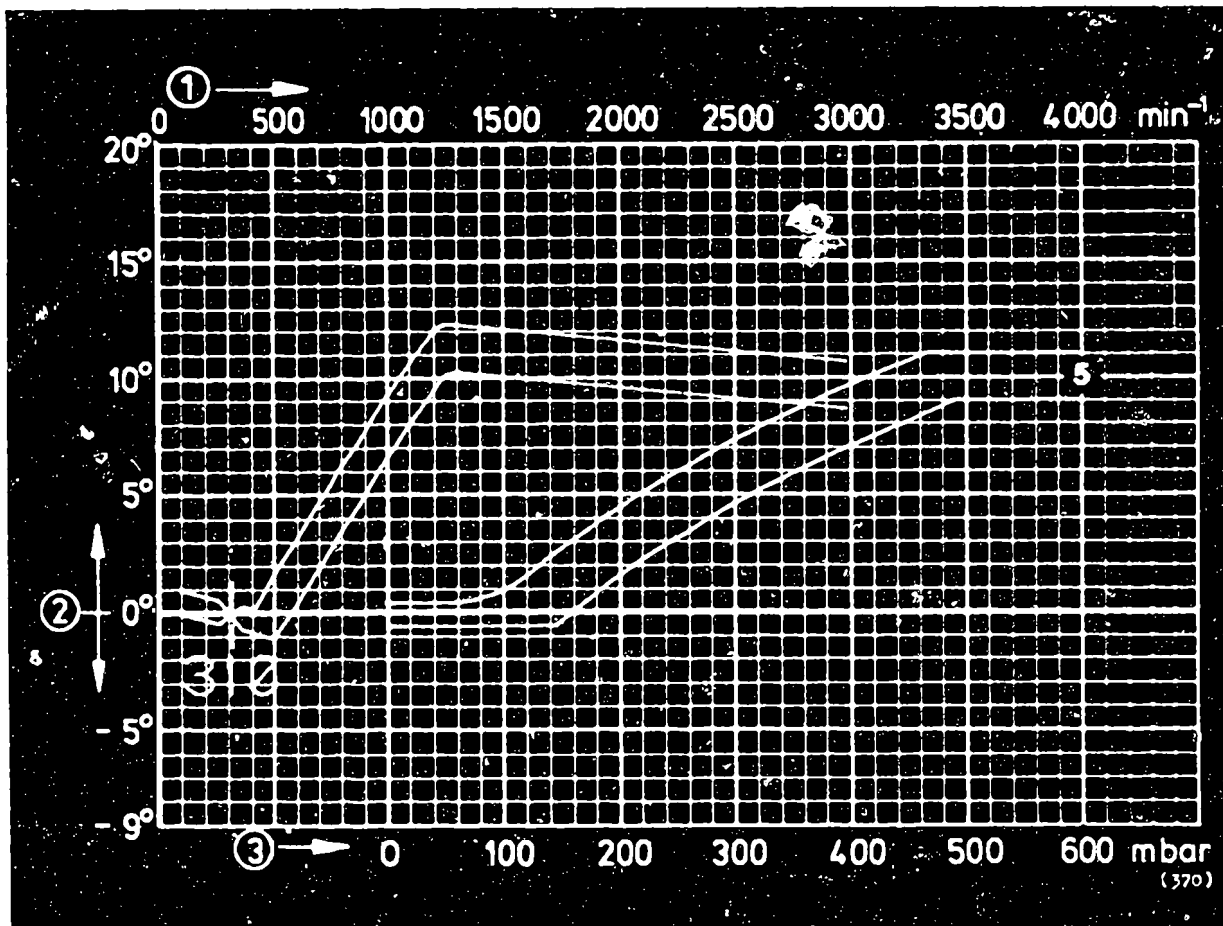
Repair and test instructions: W-237/ 502

**L2**

Test specifications

Ignition distributors 0 237..





0 237 002 102

- 1 = Distributor-shaft speed
- 2 = Distributor-shaft advance
- 3 = Negative gauge pressure
- 5 = Negative gauge pressure (vacuum) advance

Test adapter KDZV 7202	ZV-I
Resistance of magnetic-pulse generator	950...1300 $\Omega$
Air gap min.	0.25 mm
Addition to tolerance range	$\pm 0.5^\circ$ dist. shaft

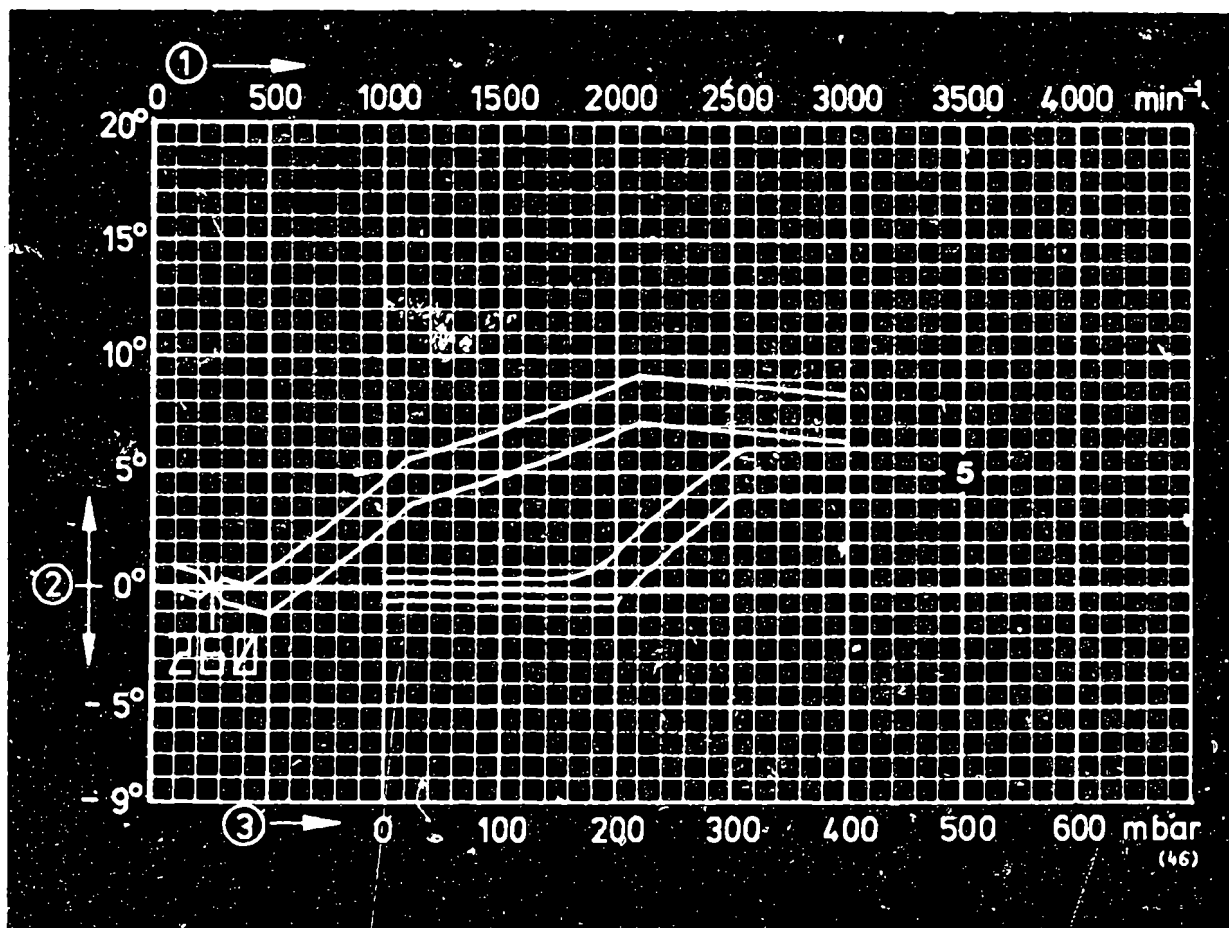
Repair and test instructions: W-237/502

**L3**

Test specifications

Ignition distributors 0 237..





0 237 002 103 / 104

- 1 = Distributor-shaft speed
- 2 = Distributor-shaft advance
- 3 = Negative gauge pressure
- 5 = Negative gauge pressure (vacuum) advance

Test adapter KDZV 7202	ZV-I
Resistance of magnetic-pulse generator	505...680 Ω
Air gap min.	0.25 mm
Addition to tolerance range	± 0.5° dist. shaft

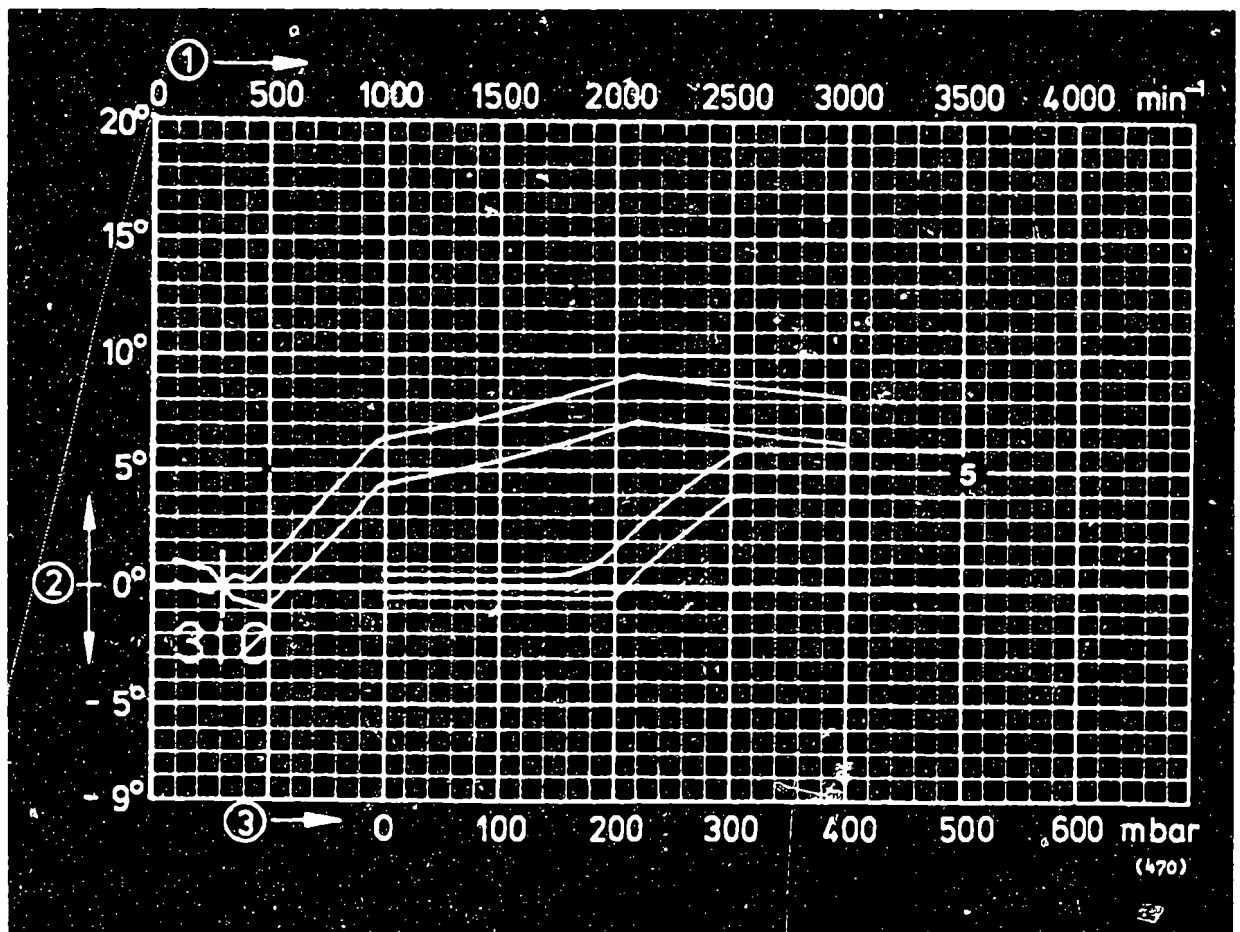
Repair and test instructions: W-237/502

**L4**

Test specifications

Ignition distributors 0 237..





0 237 002 105 / 106

- 1 = Distributor-shaft speed
- 2 = Distributor-shaft advance
- 3 = Negative gauge pressure
- 5 = Negative gauge pressure (vacuum) advance

Test adapter KDZV 7202	ZV-I
Resistance of magnetic-pulse generator	505...680 $\Omega$
Air gap min.	0,25 mm
Addition to tolerance range	$\pm 0.5^\circ$ dist. shaft

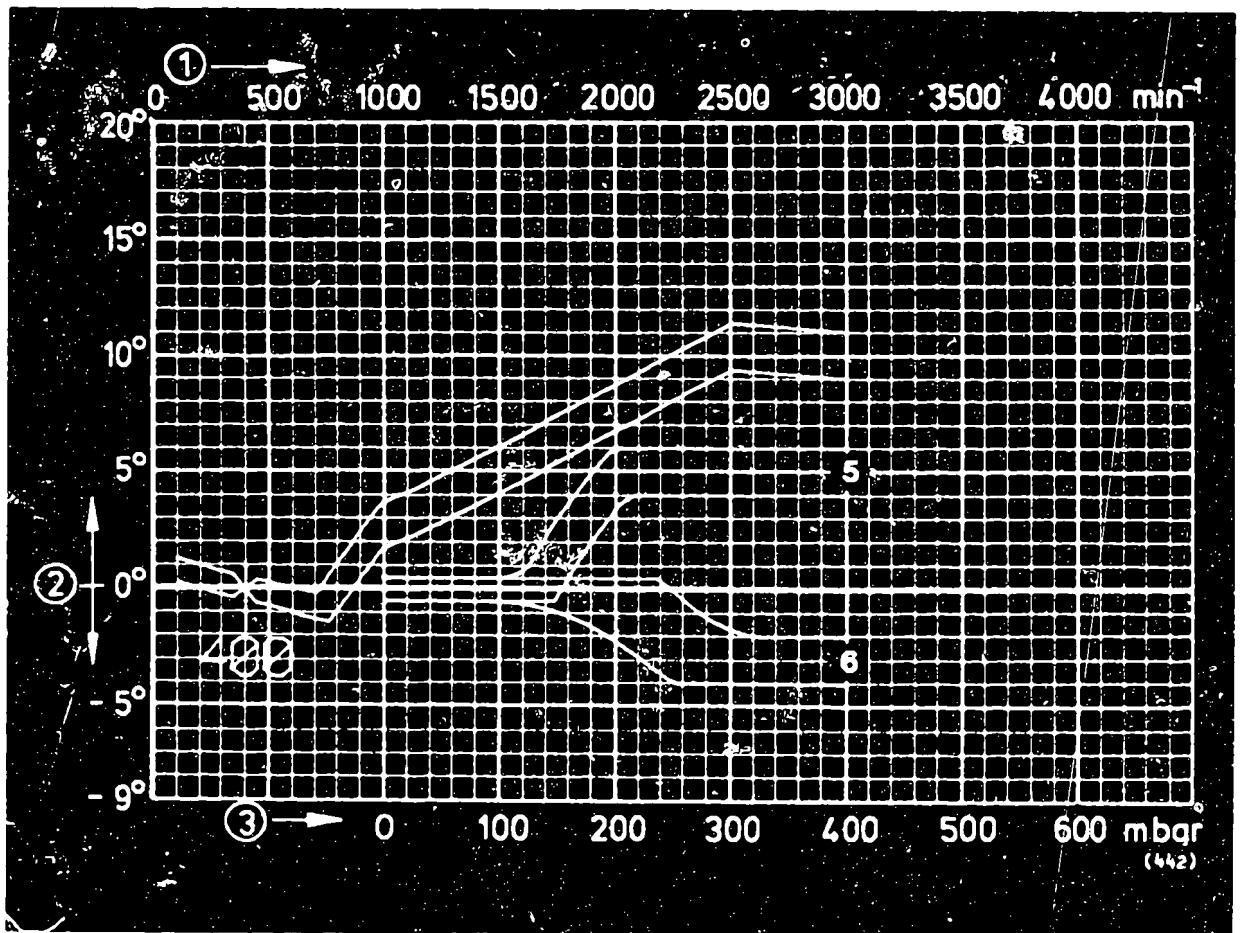
Repair and test instructions: W-237/ 502

**L5**

Test specifications

Ignition distributors 0 237..





0 237 003 039

1 = Distributor-shaft speed  
 2 = Distributor-shaft advance  
 3 = Negative gauge pressure  
 5 = Negative gauge pressure (vacuum) advance  
 6 = Negative gauge pressure (vacuum) retard  
 Test adapter KDZV 7202 ZV-I  
 Resistance of magnetic-pulse generator 950...1300  $\Omega$   
 Air gap min. 0.25 mm  
 Addition to tolerance range  $\pm 0.5^\circ$  dist. shaft

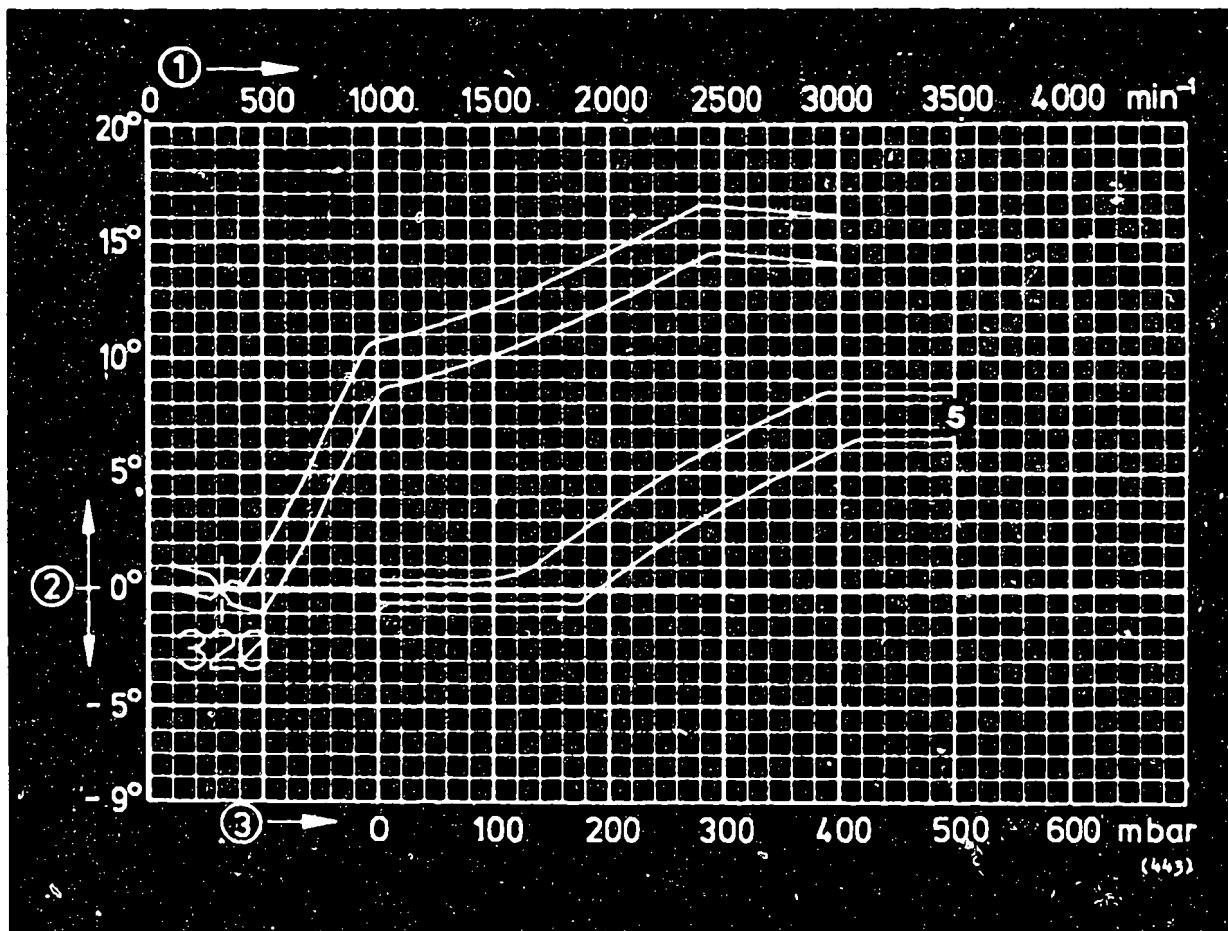
Repair and test instructions: W-237/502

**L6**

Test specifications

Ignition distributors 0 237..





0 237 005 010

- 1 = Distributor-shaft speed
- 2 = Distributor-shaft advance
- 3 = Negative gauge pressure
- 5 = Negative gauge pressure (vacuum) advance

Test adapter KDZV 7202	ZV-I
Resistance of magnetic-pulse generator	950...1300 $\Omega$
Air gap min.	0.25 mm
Addition to tolerance range	$\pm 0.5^\circ$ dist. shaft

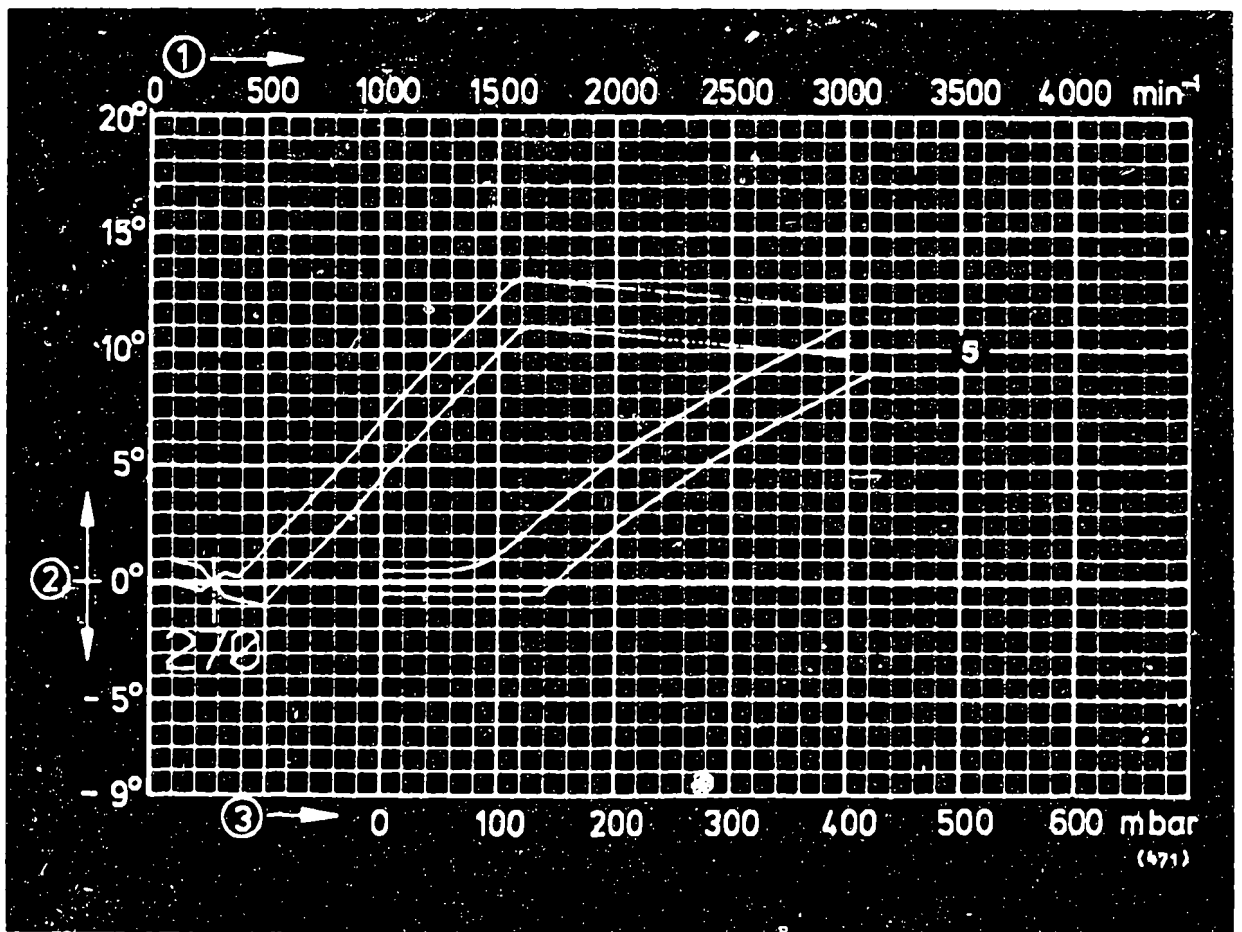
Repair and test instructions: W-237/502

**L7**

Test specifications

Ignition distributors 0 237..





0 237 005 012

- 1 = Distributor-shaft speed
- 2 = Distributor-shaft advance
- 3 = Negative gauge pressure
- 5 = Negative gauge pressure (vacuum) advance

Test adapter KDZV 7202	ZV-I
Resistance of magnetic-pulse generator	950...1300 $\Omega$
Air gap min.	0.25 mm
Addition to tolerance range	$\pm 0.5^\circ$ dist. shaft
Cut-out speed of limiter	3140 to 3330 min <sup>-1</sup>

Repair and test instructions: W-237/ 502

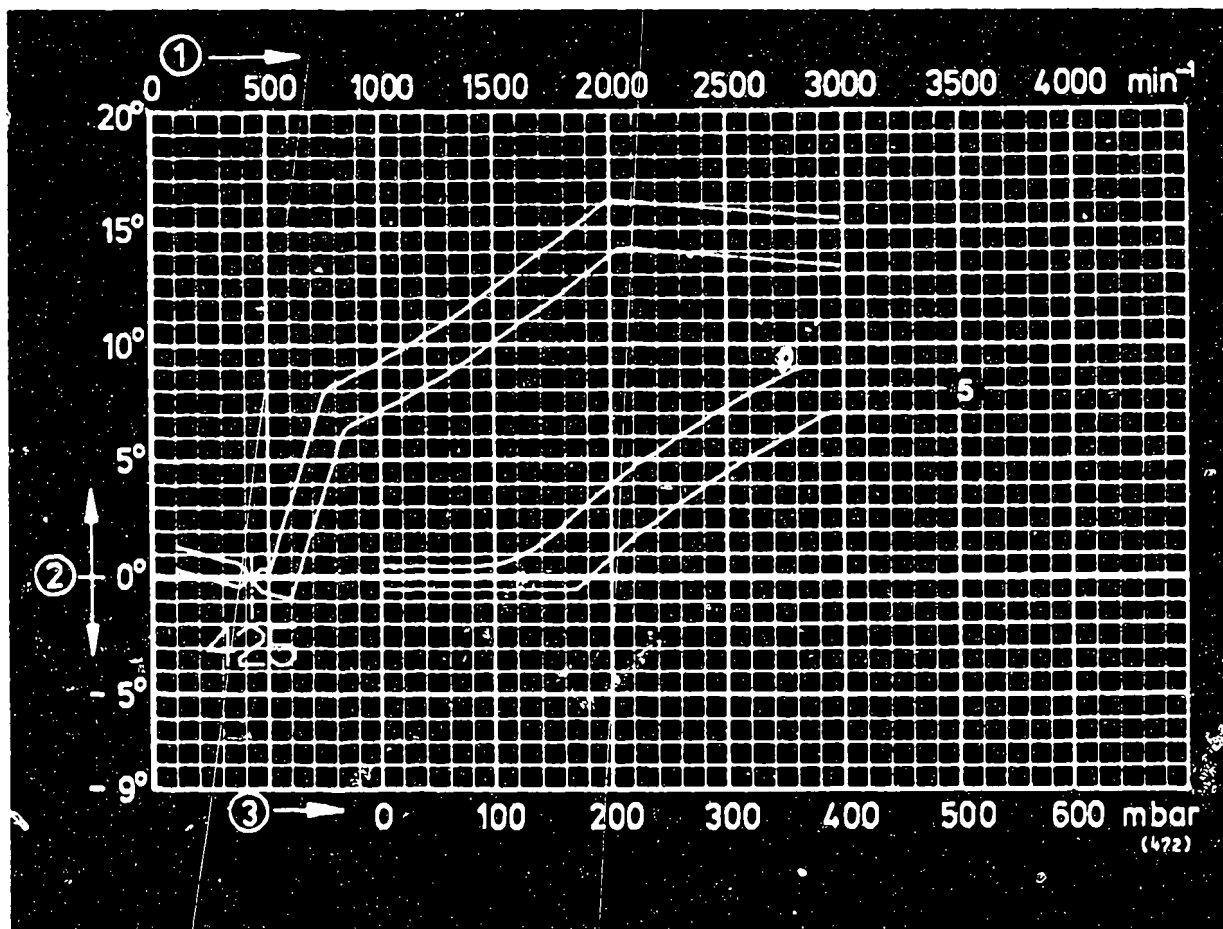
**L8**

Test specifications

Ignition distributors 0 237..







0 273 009 026

- 1 = Distributor-shaft speed
- 2 = Distributor-shaft advance
- 3 = Negative gauge pressure
- 5 = Negative gauge pressure (vacuum) advance

Test adapter KDZV 7202	ZV-I
Resistance of magnetic-pulse generator	950...1300 $\Omega$
Air gap min.	0.25 mm
Addition to tolerance range	$\pm 0.5^\circ$ dist. shaft

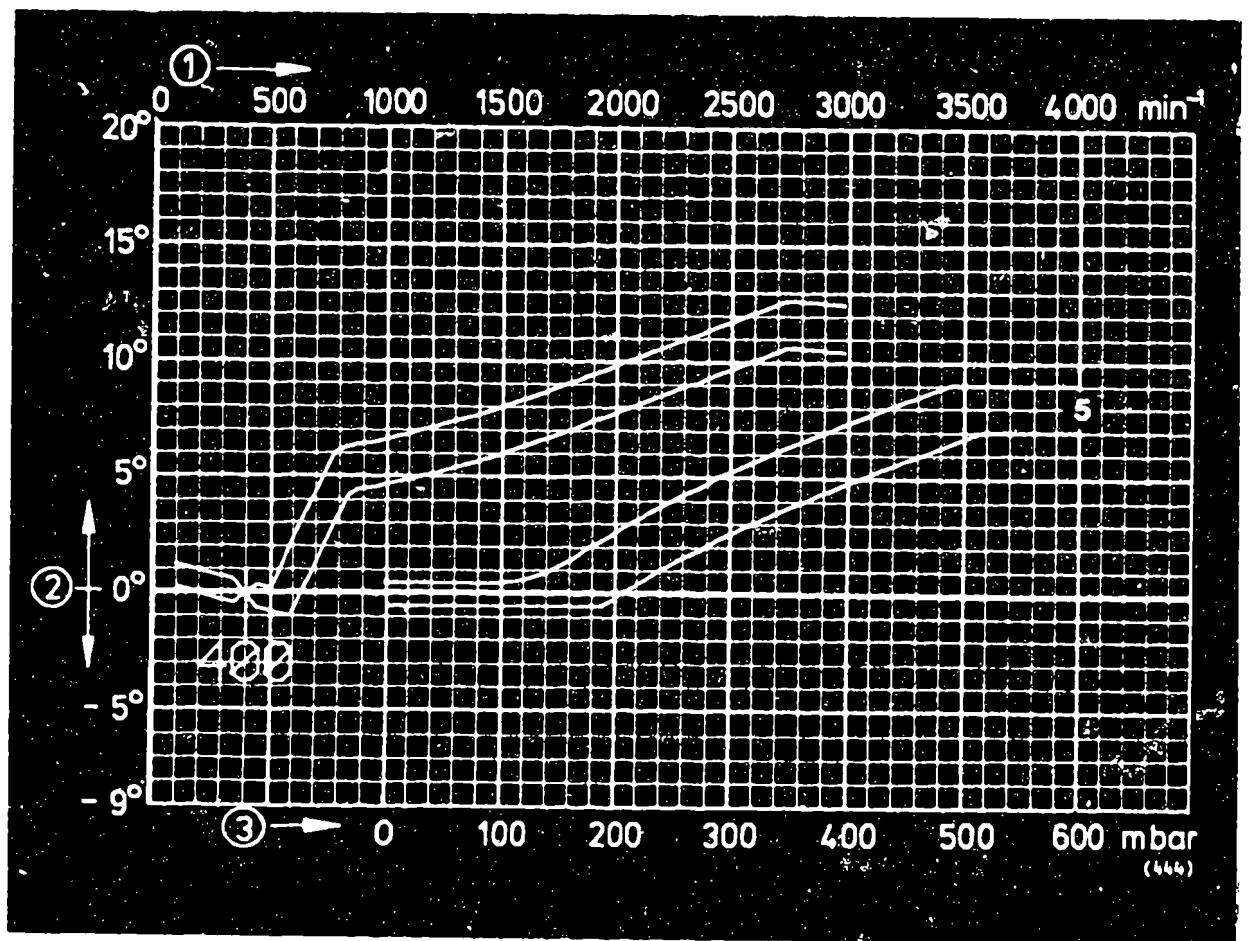
Repair and test instructions: W-237/ 502

**L9**

Test specifications

Ignition distributors 0 237..





0 237 009 028

- 1 = Distributor-shaft speed
- 2 = Distributor-shaft advance
- 3 = Negative gauge pressure
- 5 = Negative gauge pressure (vacuum) advance

Test adapter KDZV 7202	ZV-I
Resistance of magnetic-pulse generator	950...1300 $\Omega$
Air gap min.	0.25 mm
Addition to tolerance range	$\pm 0.5^\circ$ dist. shaft

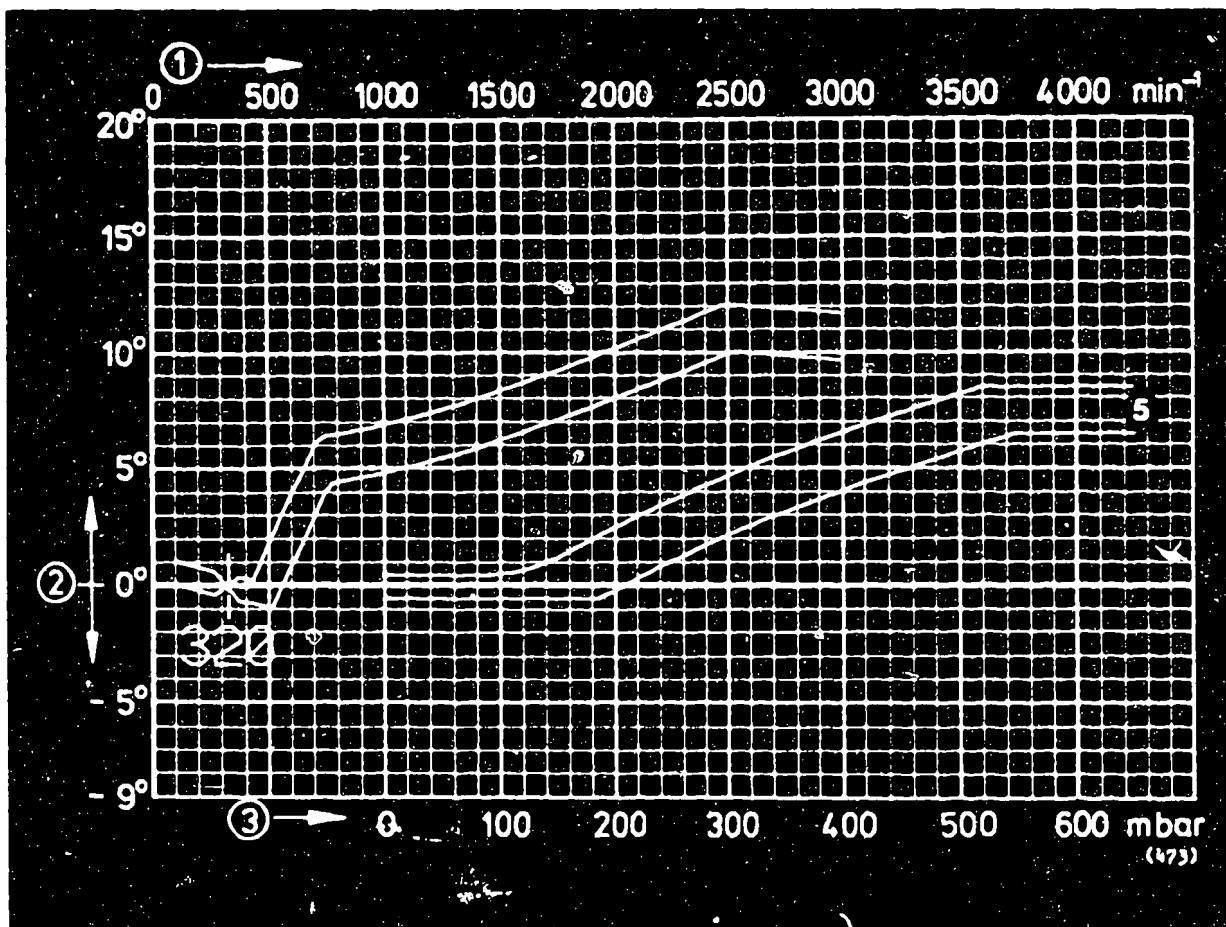
Repair and test instructions: W-237/ 502

**L10**

Test specifications

Ignition distributors 0 237..





0 237 009 036

- 1 = Distributor-shaft speed
- 2 = Distributor-shaft advance
- 3 = Negative gauge pressure
- 5 = Negative gauge pressure (vacuum) advance

Test adapter KDZV 7202	ZV-I
Resistance of magnetic-pulse generator	950...1300 $\Omega$
Air gap min.	0.25 mm
Addition to tolerance range	$\pm 0.5^\circ$ dist. shaft

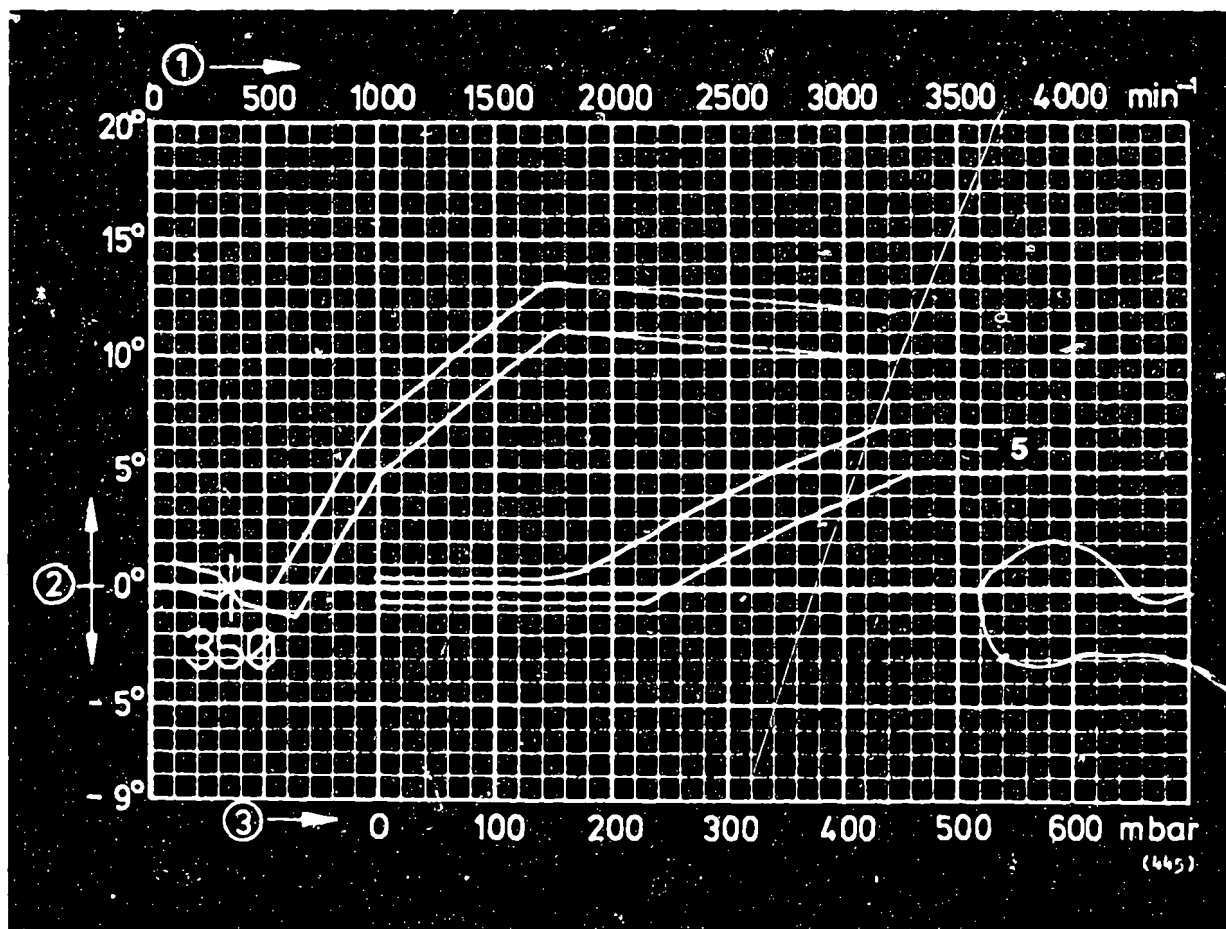
Repair and test instructions: W-237/ 502

**L11**

Test specifications

Ignition distributors 0 237..



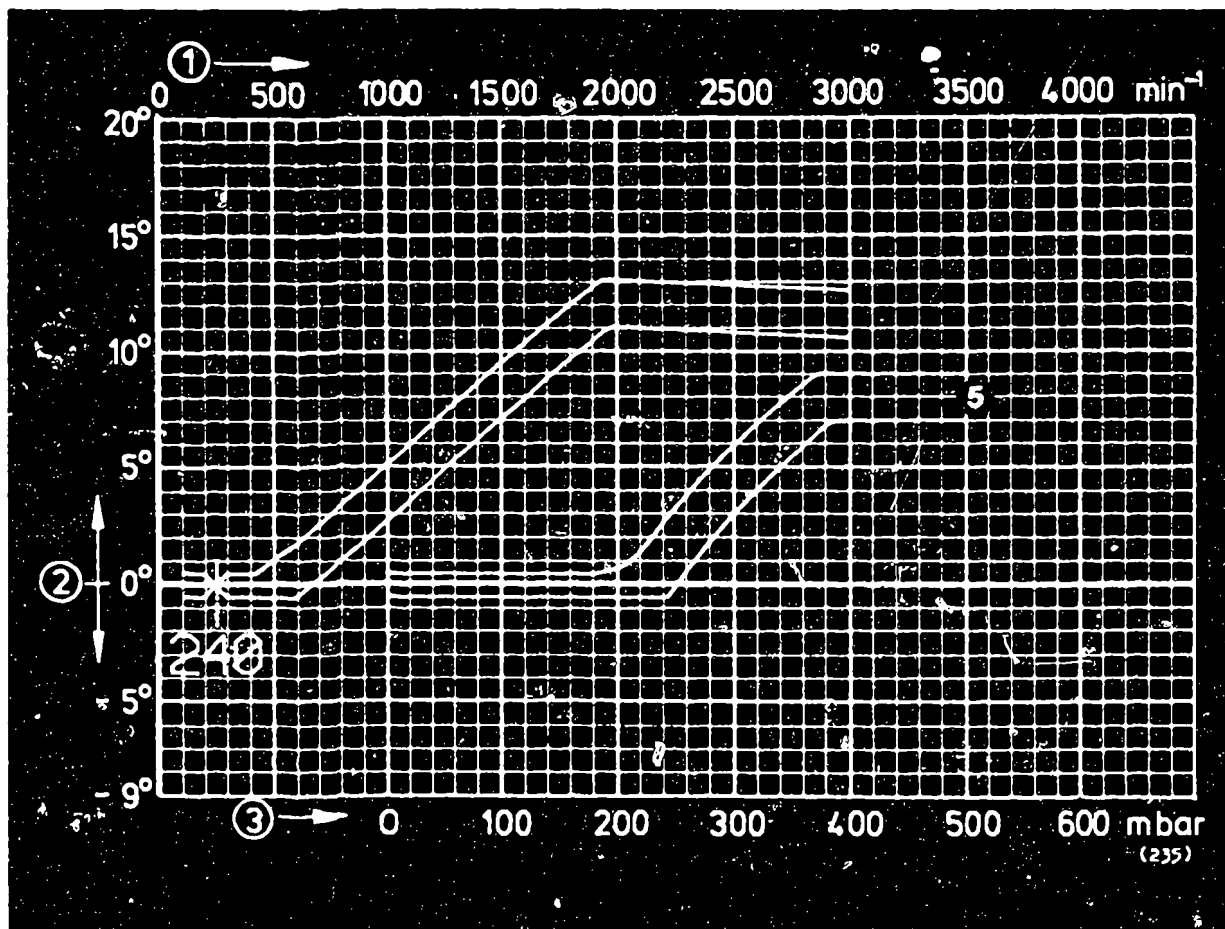


0 237 009 047

- 1 = Distributor-shaft speed
- 2 = Distributor-shaft advance
- 3 = Negative gauge pressure
- 5 = Negative gauge pressure (vacuum) advance

Test adapter KDZV 7202	ZV-I
Resistance of magnetic-pulse generator	950...1300 $\Omega$
Air gap min.	0.25 mm
Addition to tolerance range	$\pm 0.5^\circ$ dist. shaft

Repair and test instructions: W-237/502



0 237 020 079

- 1 = Distributor-shaft speed
- 2 = Distributor-shaft advance
- 3 = Negative gauge pressure
- 5 = Negative gauge pressure (vacuum) advance

Test adapter KDZV 7202

ZV-H

Addition to tolerance range

± 0.5° dist.  
shaft

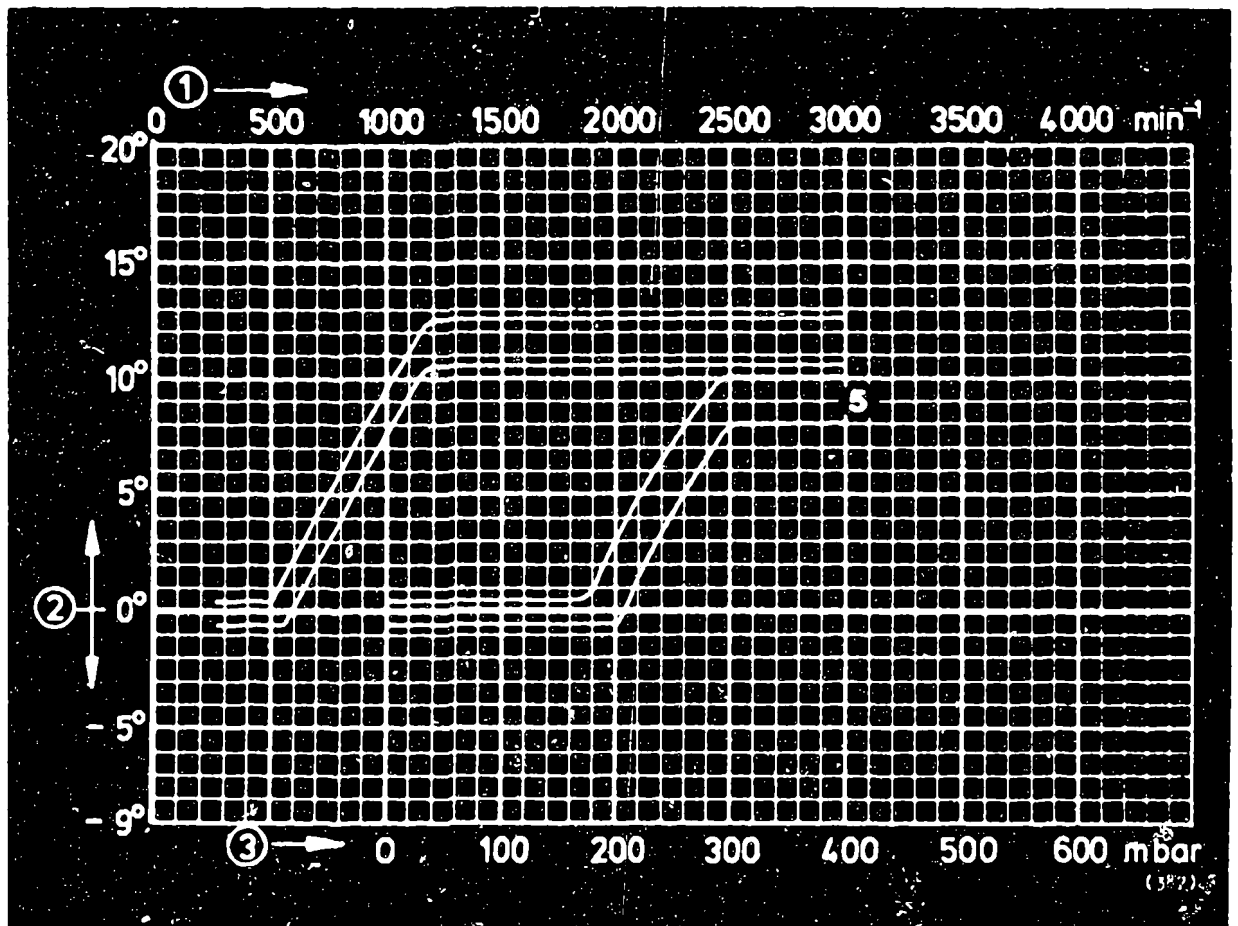
Repair and test instructions: W-237/500

**L13**

Test specifications

Ignition distributors 0 237..





0 237 020 107 / 108

- 1 = Distributor-shaft speed
- 2 = Distributor-shaft advance
- 3 = Negative gauge pressure
- 5 = Negative gauge pressure (vacuum) advance

Test adapter KDZV 7202

ZV-H

Addition to tolerance range

± 0.5° dist.  
shaft

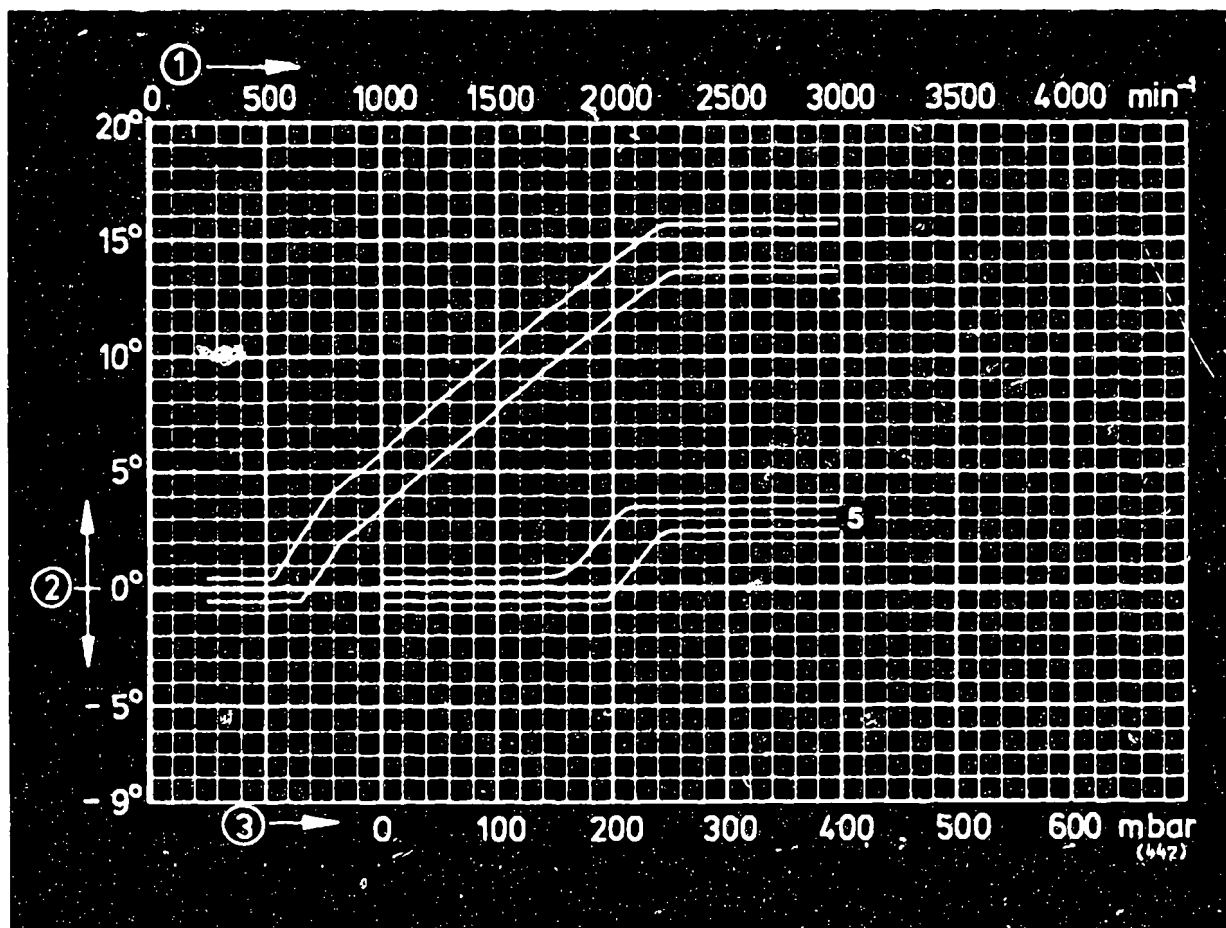
Repair and test instructions: W-237/500

**L14**

Test specifications

Ignition distributors 0 237..





0 237 020 115 / 116

- 1 = Distributor-shaft speed
- 2 = Distributor-shaft advance
- 3 = Negative gauge pressure
- 5 = Negative gauge pressure (vacuum) advance

Test adapter KDZV 7202

ZV-H

Addition to tolerance range

± 0.5° dist.  
shaft

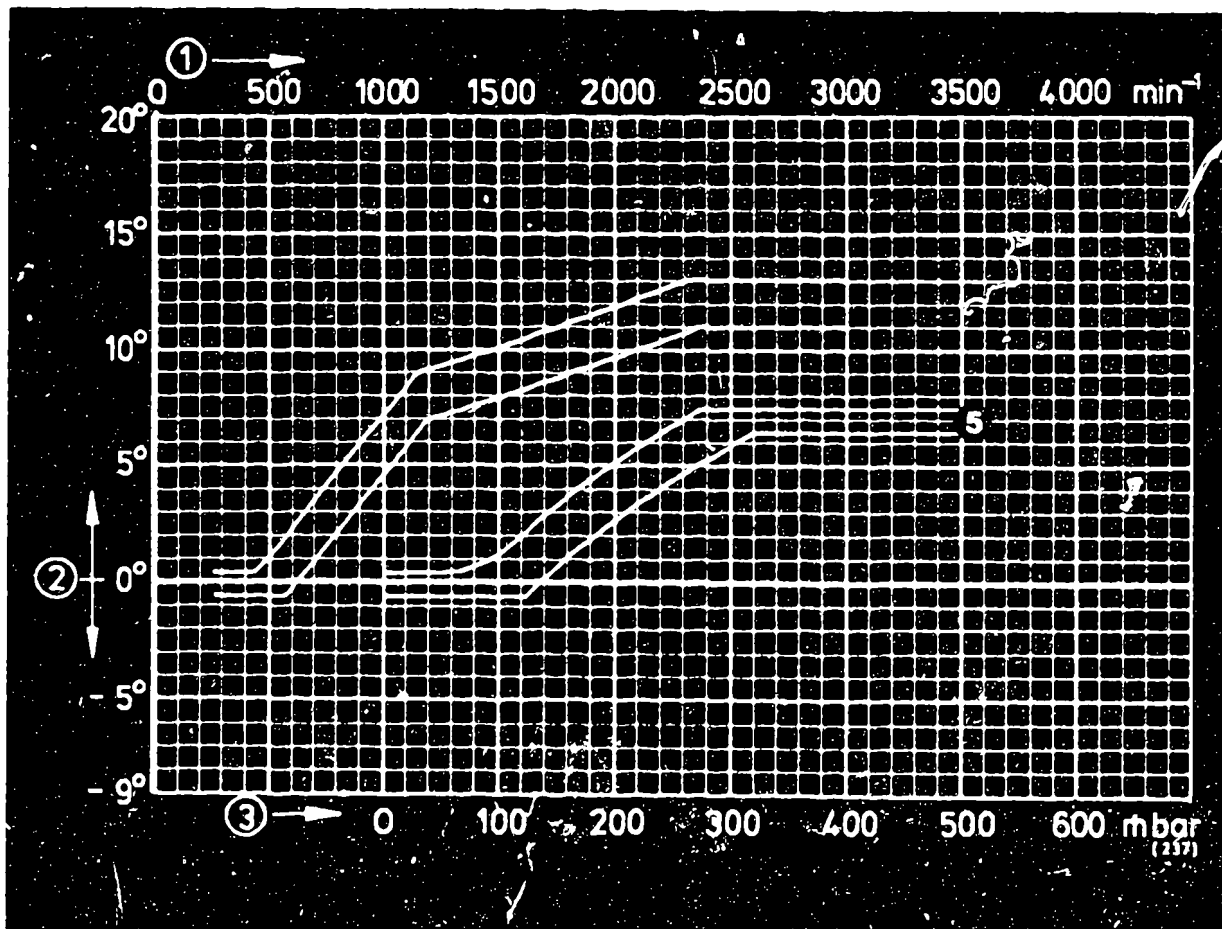
Repair and test instructions: W-237/500

**L15**

Test specifications

Ignition distributors 0 237..





0 237 020 117 / 118

- 1 = Distributor-shaft speed
- 2 = Distributor-shaft advance
- 3 = Negative gauge pressure
- 5 = Negative gauge pressure (vacuum) advance

Test adapter KDZV 7202  
FD (date of manufacture)

ZV-H  
243 →

Addition to tolerance range

± 0.5° dist.  
shaft

Repair and test instructions: W-237/ 500

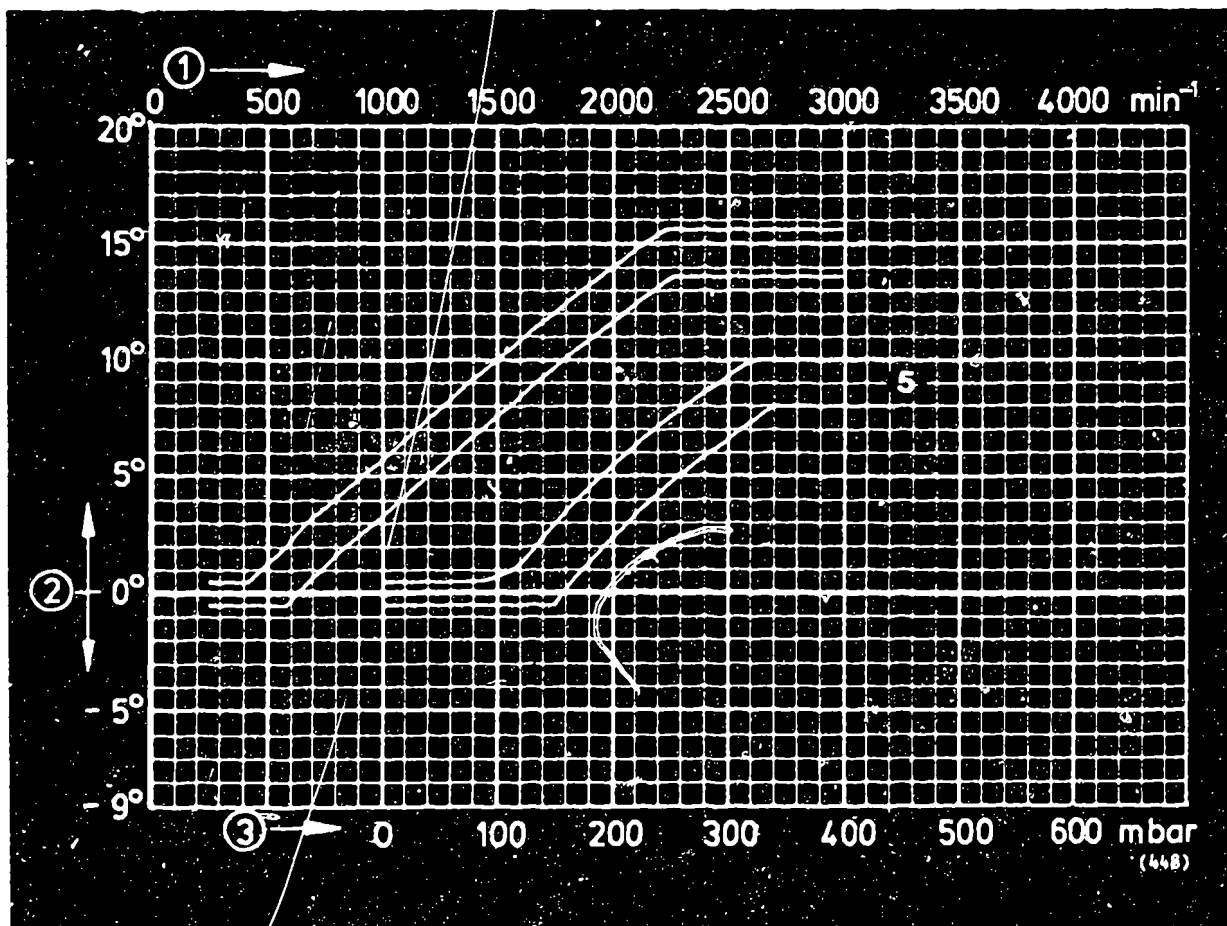
**L16**

Test specifications

Ignition distributors 0 237..







0 237 020 119 / 120

- 1 = Distributor-shaft speed
- 2 = Distributor-shaft advance
- 3 = Negative gauge pressure
- 5 = Negative gauge pressure (vacuum) advance

Test adapter KDZV 7202

ZV-H

Addition to tolerance range

$\pm 0.5^\circ$  dist.  
shaft

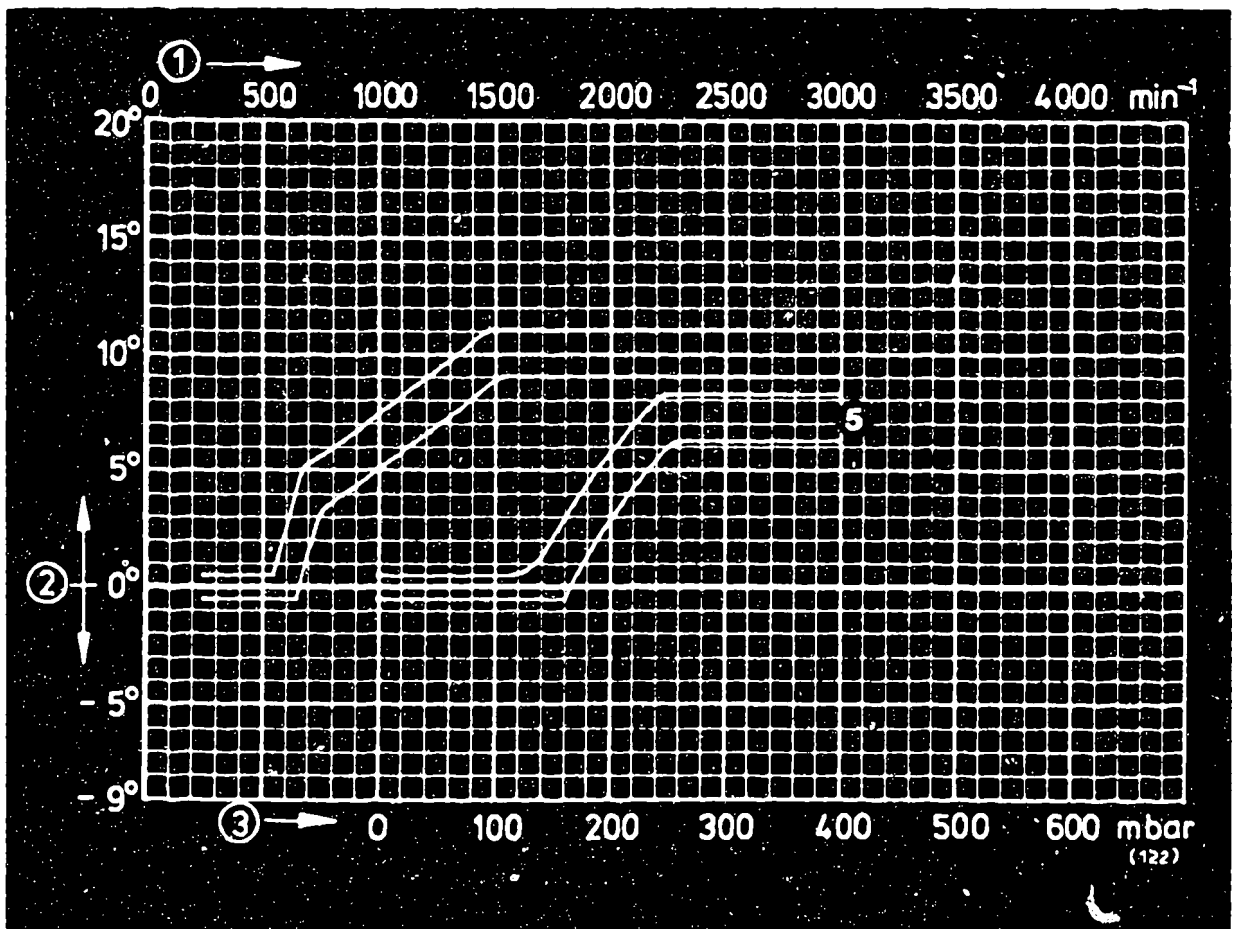
Repair and test instructions: W-237/500

**L17**

Test specifications

Ignition distributors 0 237..





0 237 021 021

- 1 = Distributor-shaft speed
- 2 = Distributor-shaft advance
- 3 = Negative gauge pressure
- 5 = Negative gauge pressure (vacuum) advance

Test adapter KDZV 7202

ZV-H

Addition to tolerance range

$\pm 0.5^\circ$  dist.  
shaft

Repair and test instructions: W-237/ 500

Clamping flange:

1 685 720 217

Driver:

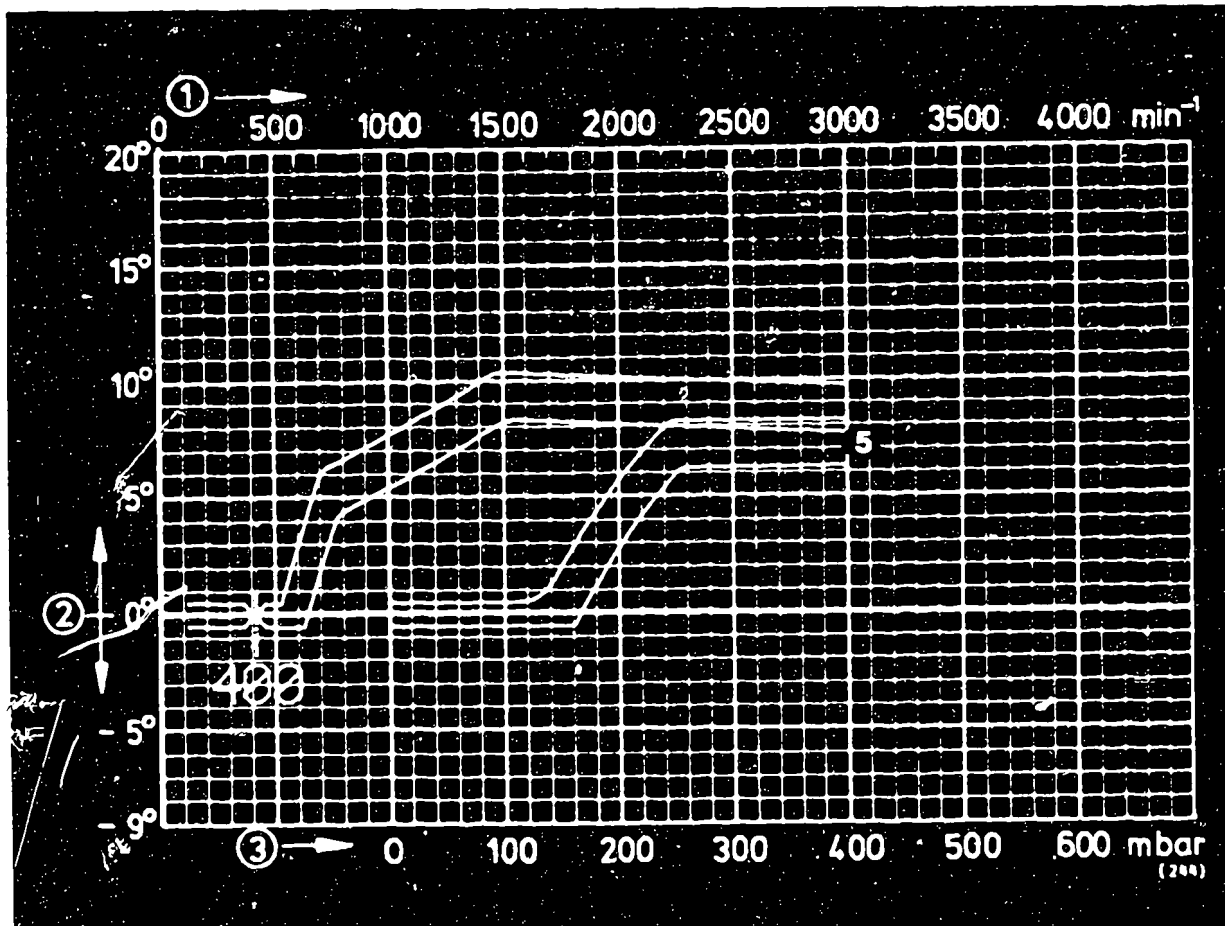
1 686 400 007

**L18**

Test specifications

Ignition distributors 0 237..





0 237 021 022

- 1 = Distributor-shaft speed
- 2 = Distributor-shaft advance
- 3 = Negative gauge pressure
- 5 = Negative gauge pressure (vacuum) advance

Test adapter KDZV 7202

ZV-H

Addition to tolerance range

± 0.5° dist.  
shaft

Repair and test instructions: W-237/ 500

Clamping flange:

1 685 720 217

Driver:

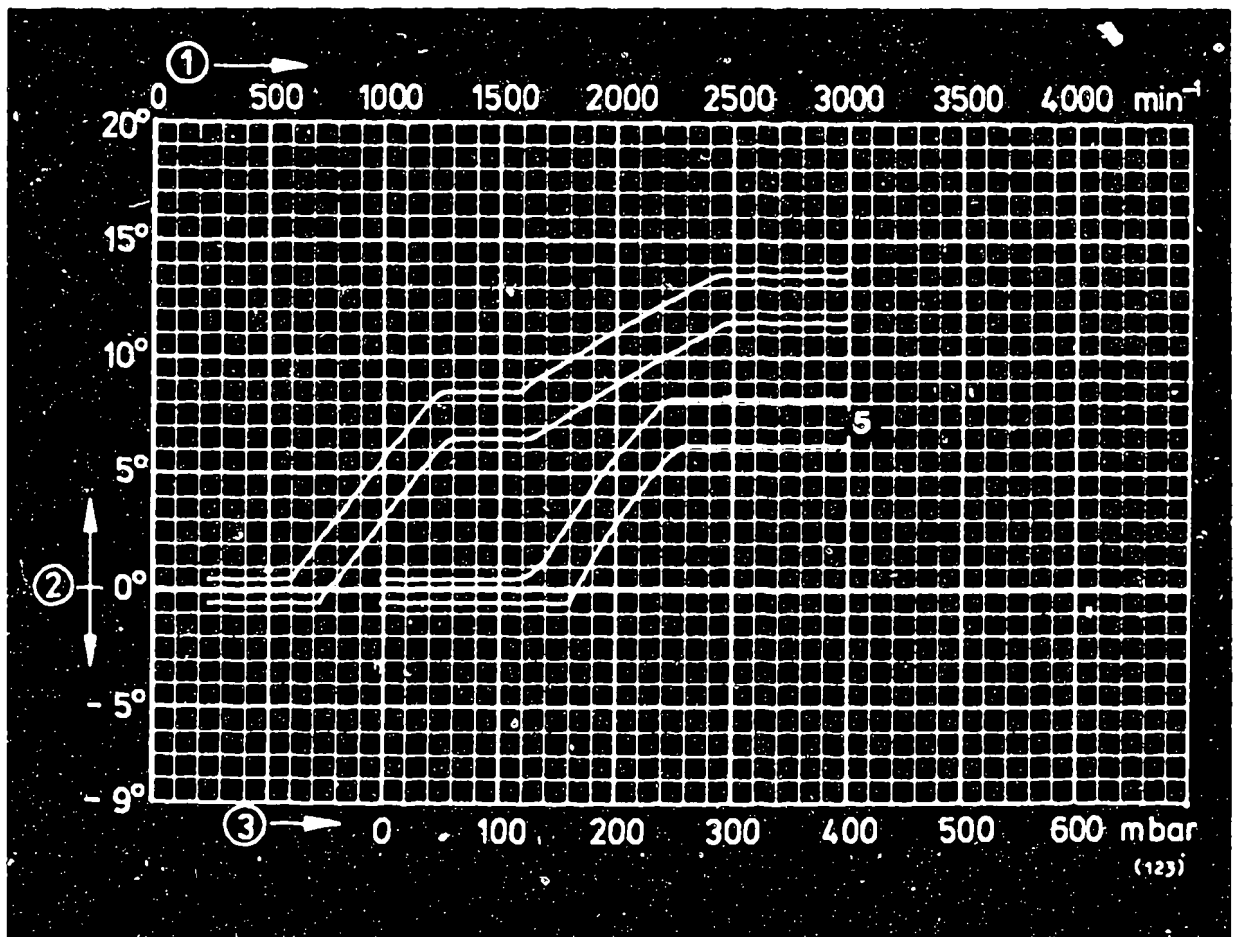
1 686 400 007

**L19**

Test specifications

Ignition distributors 0 237..





0 237 021 023

- 1 = Distributor-shaft speed
- 2 = Distributor-shaft advance
- 3 = Negative gauge pressure
- 5 = Negative gauge pressure (vacuum) advance

Test adapter KDZV 7202

ZV-H

Addition to tolerance range

$\pm 0.5^\circ$  dist.  
shaft

Repair and test instructions: W-237/ 500

Clamping flange:

1 685 720 217

Driver:

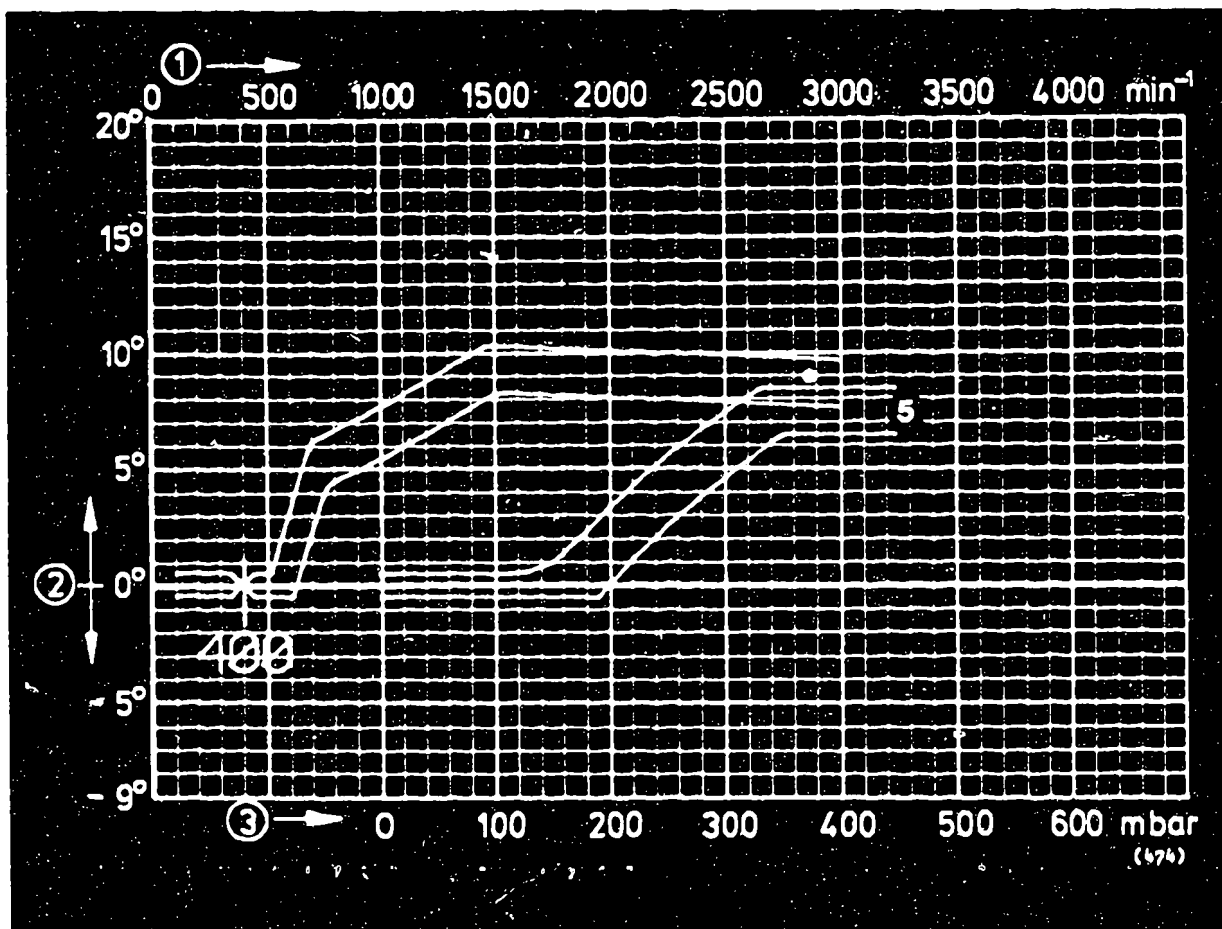
1 686 400 007

**L20**

Test specifications

Ignition distributors 0 237..





0 237 021 025

- 1 = Distributor-shaft speed
- 2 = Distributor-shaft advance
- 3 = Negative gauge pressure
- 5 = Negative gauge pressure (vacuum) advance

Test adapter KDZV 7202

ZV-H

Addition to tolerance range

± 0.5° dist.  
shaft

Repair and test instructions: W-237/ 500

Clamping flange:  
Driver:

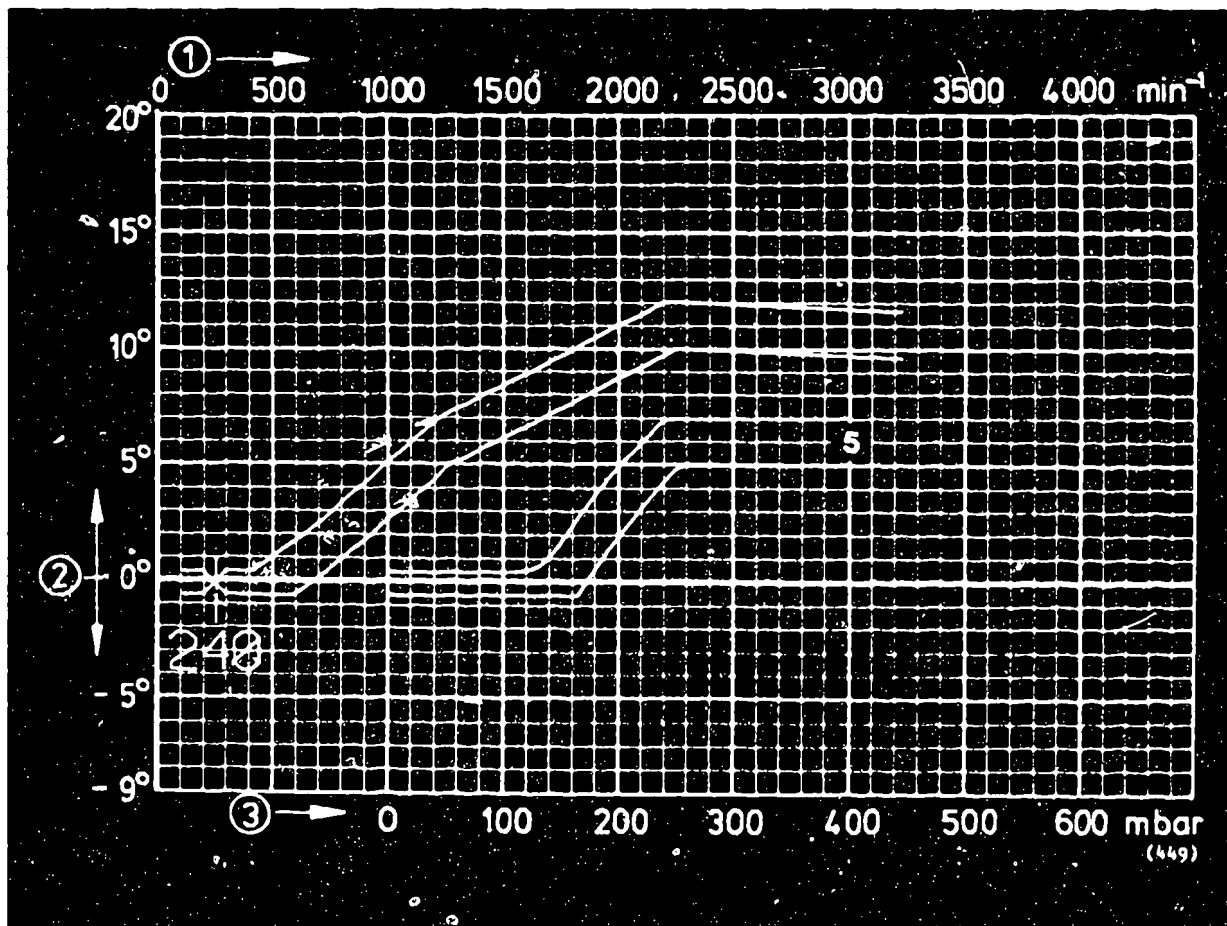
1 685 720 217  
1 686 400 007

**L21**

Test specifications

Ignition distributors 0 237..





0 237 021 026

- 1 = Distributor-shaft speed
- 2 = Distributor-shaft advance
- 3 = Negative gauge pressure
- 5 = Negative gauge pressure (vacuum) advance

Test adapter KDZV 7202

ZV-H

Addition to tolerance range

$\pm 0.5^\circ$  dist.  
shaft

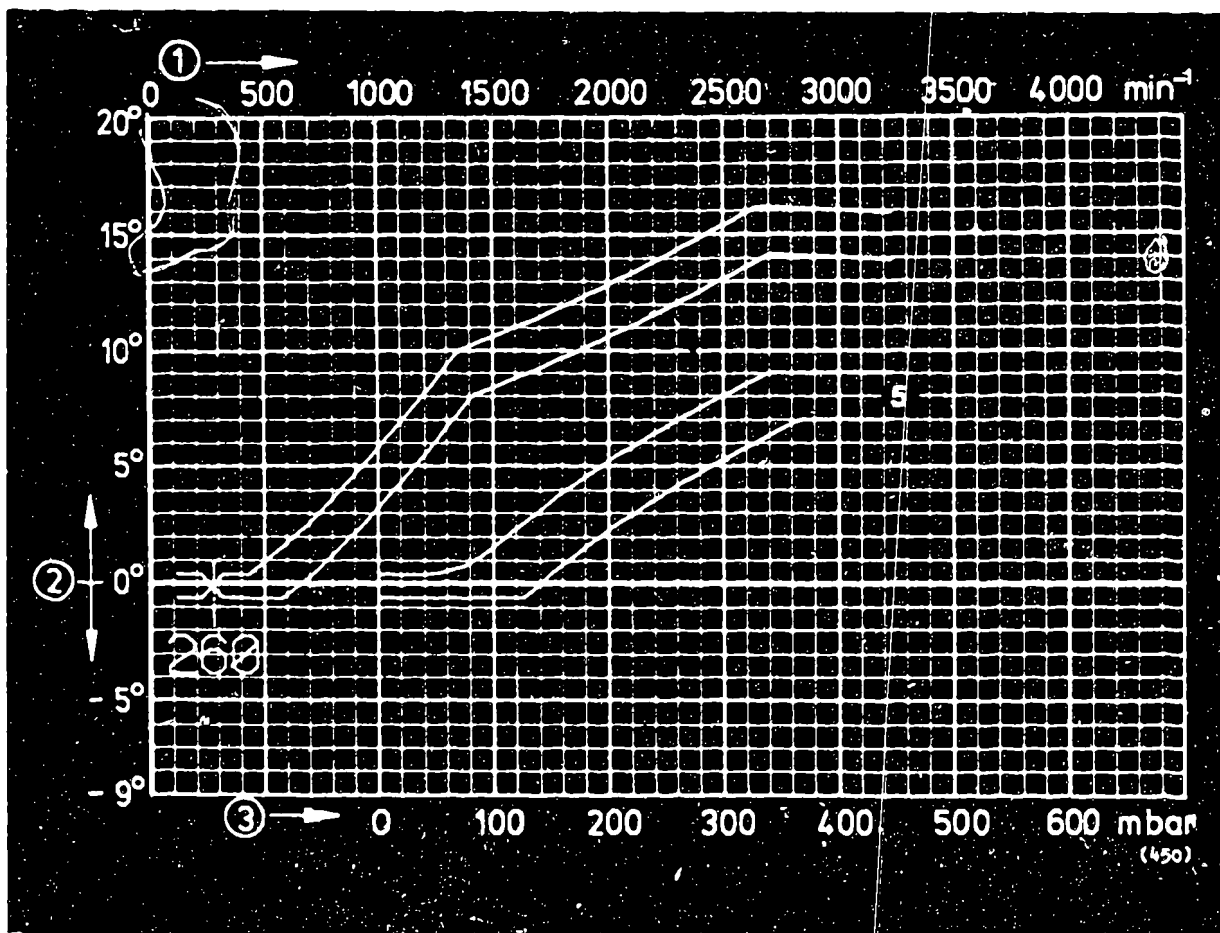
Repair and test instructions: W-237/500

**L22**

Test specifications

Ignition distributors 0 237..





U 237 021 027

- 1 = Distributor-shaft speed
- 2 = Distributor-shaft advance
- 3 = Negative gauge pressure
- 5 = Negative gauge pressure (vacuum) advance

Test adapter KDZV 7202

ZV-H

Addition to tolerance range

$\pm 0.5^\circ$  dist.  
shaft

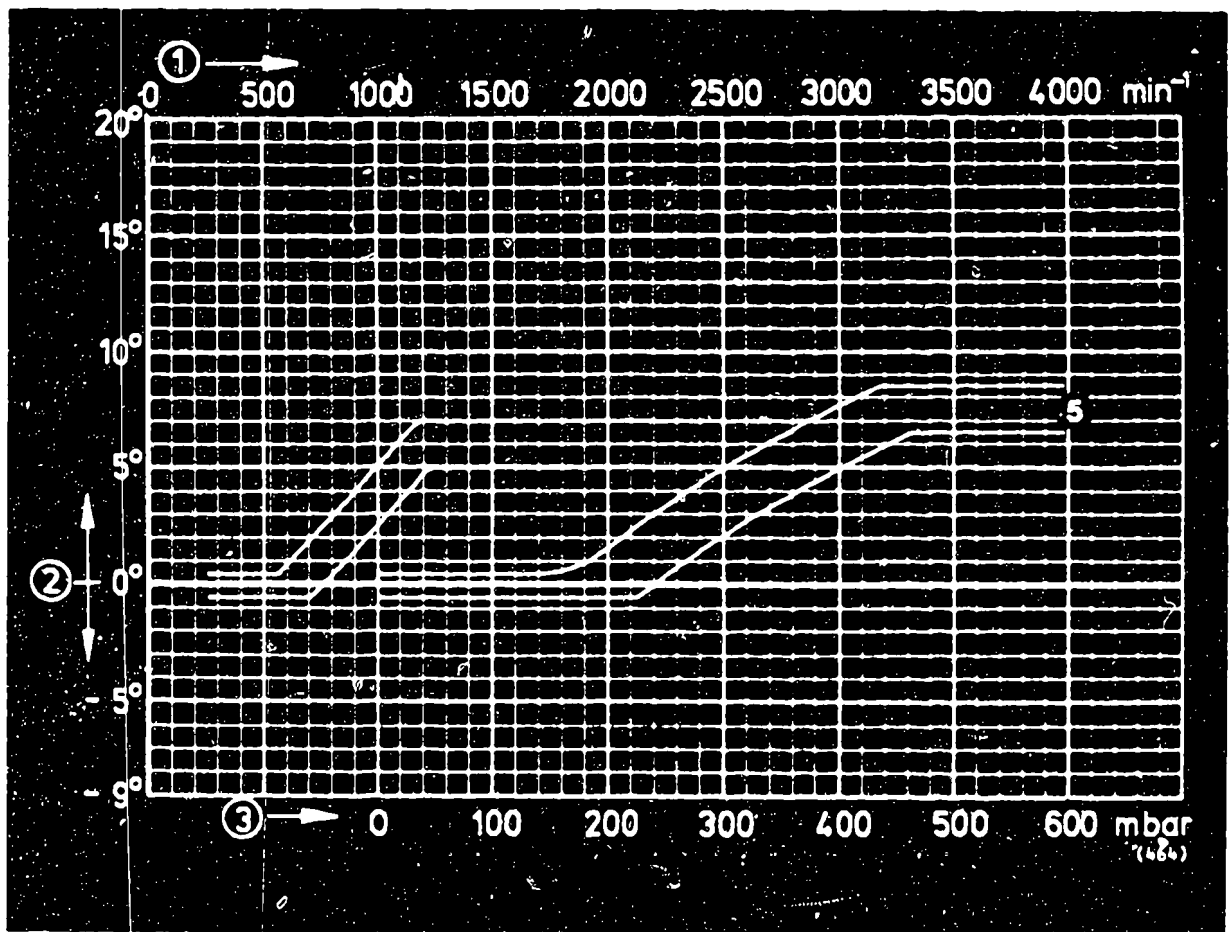
Repair and test instructions: W-237/ 500

**L23**

Test specifications

Ignition distributors 0 237..





0 237 021 028 / 029

- 1 = Distributor-shaft speed
- 2 = Distributor-shaft advance
- 3 = Negative gauge pressure
- 5 = Negative gauge pressure (vacuum) advance

Test adapter KDZV 7202

ZV-H

Addition to tolerance range

$\pm 0.5^\circ$  dist.  
shaft

Repair and test instructions: W-237/500

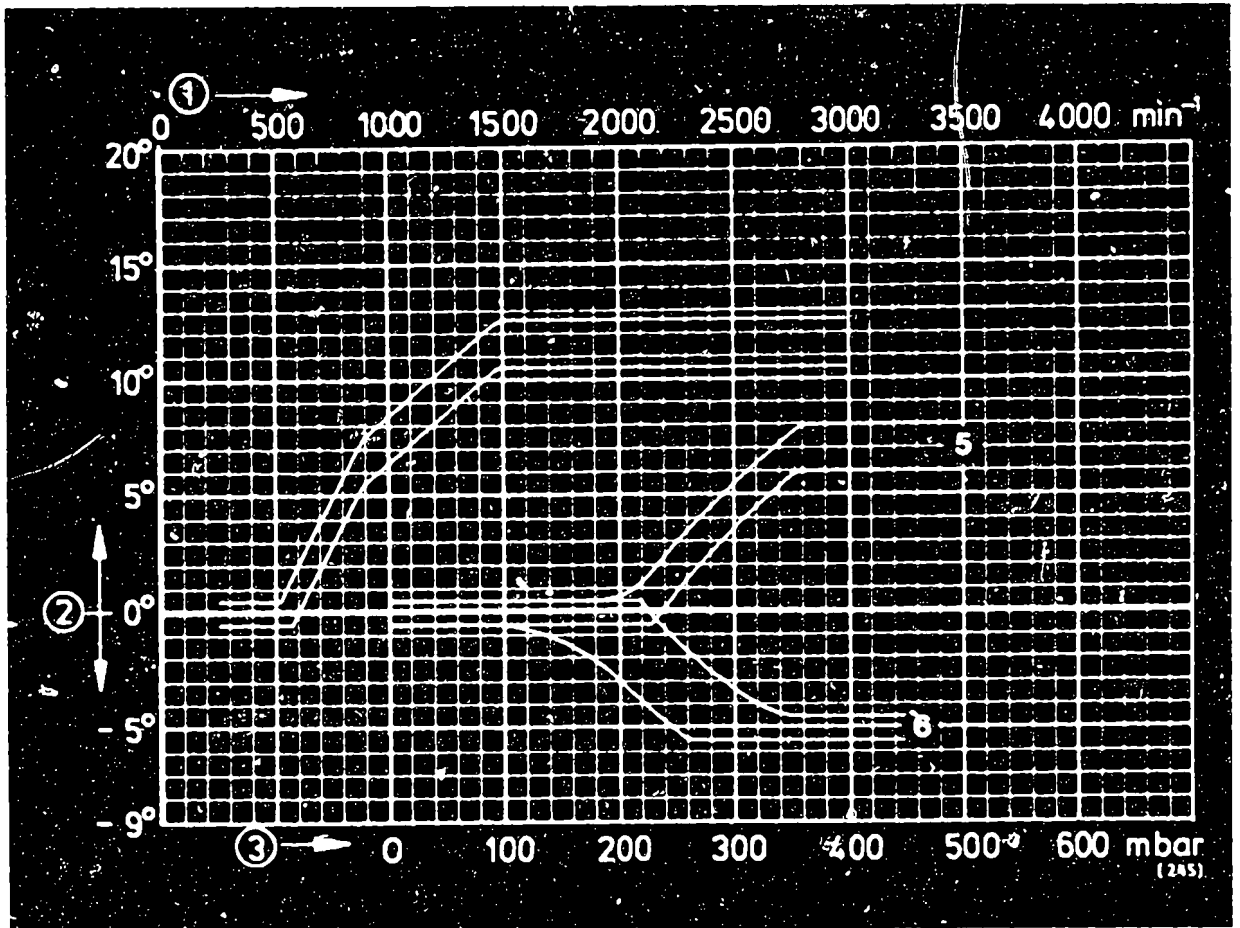
**L24**

Test specifications

Ignition distributors 0 237..







0 237 022 045 / 046

- 1 = Distributor-shaft speed
  - 2 = Distributor-shaft advance
  - 3 = Negative gauge pressure
  - 5 = Negative gauge pressure (vacuum) advance
  - 6 = Negative gauge pressure (vacuum) retard
- Test adapter KDZV 7202 ZV-H

Addition to tolerance range

$\pm 0.5^\circ$  dist.  
shaft

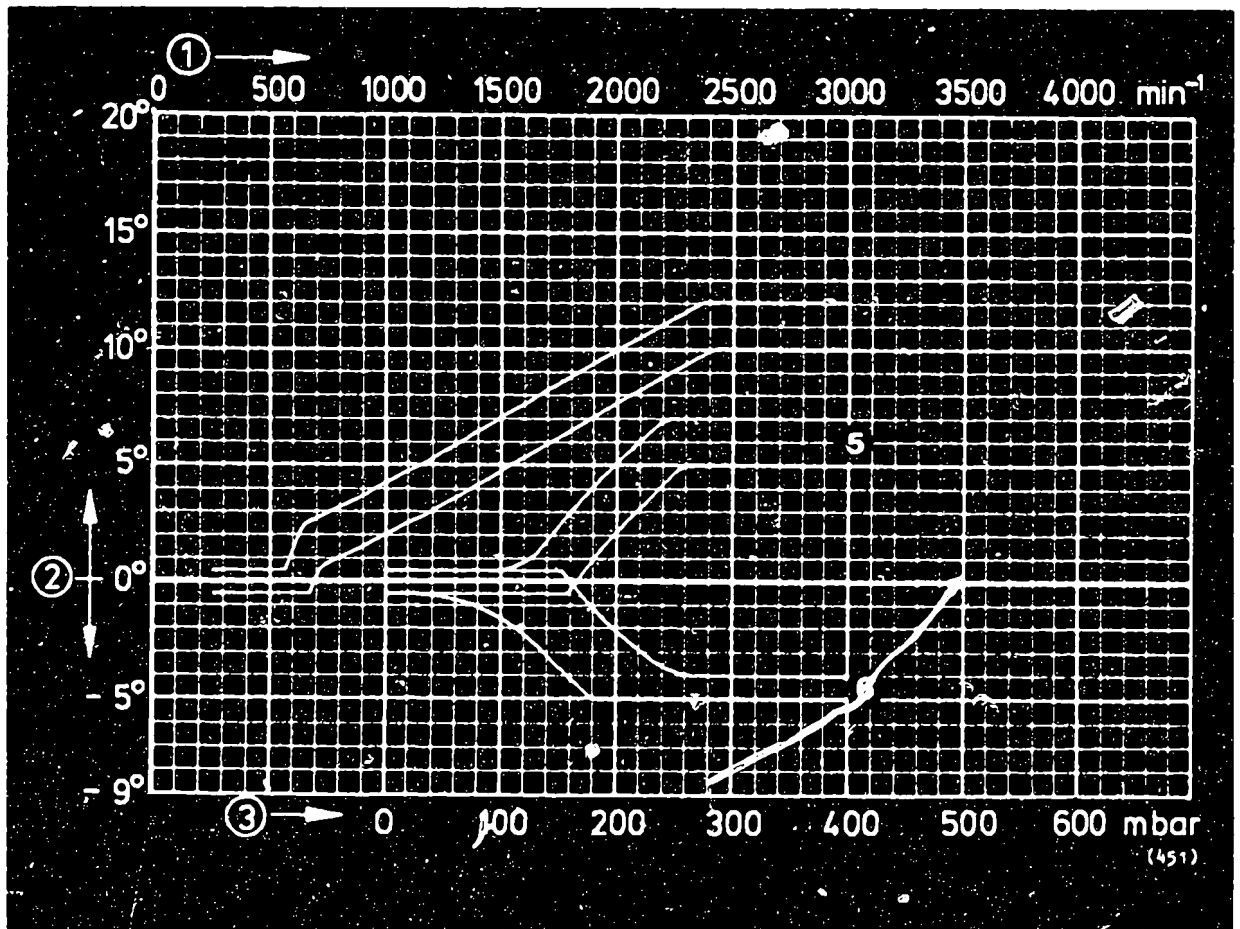
Repair and test instructions: W-237/ 500

**M1**

Test specifications

Ignition distributors. 0 237..





0 237 022 047 / 048

- 1 = Distributor-shaft speed
  - 2 = Distributor-shaft advance
  - 3 = Negative gauge pressure
  - 5 = Negative gauge pressure (vacuum) advance
  - 6 = Negative gauge pressure (vacuum) retard
- Test adapter KDZV 7202 ZV-H

Addition to tolerance range

$\pm 0.5^{\circ}$  dist.  
shaft

Repair and test instructions: W-237/500

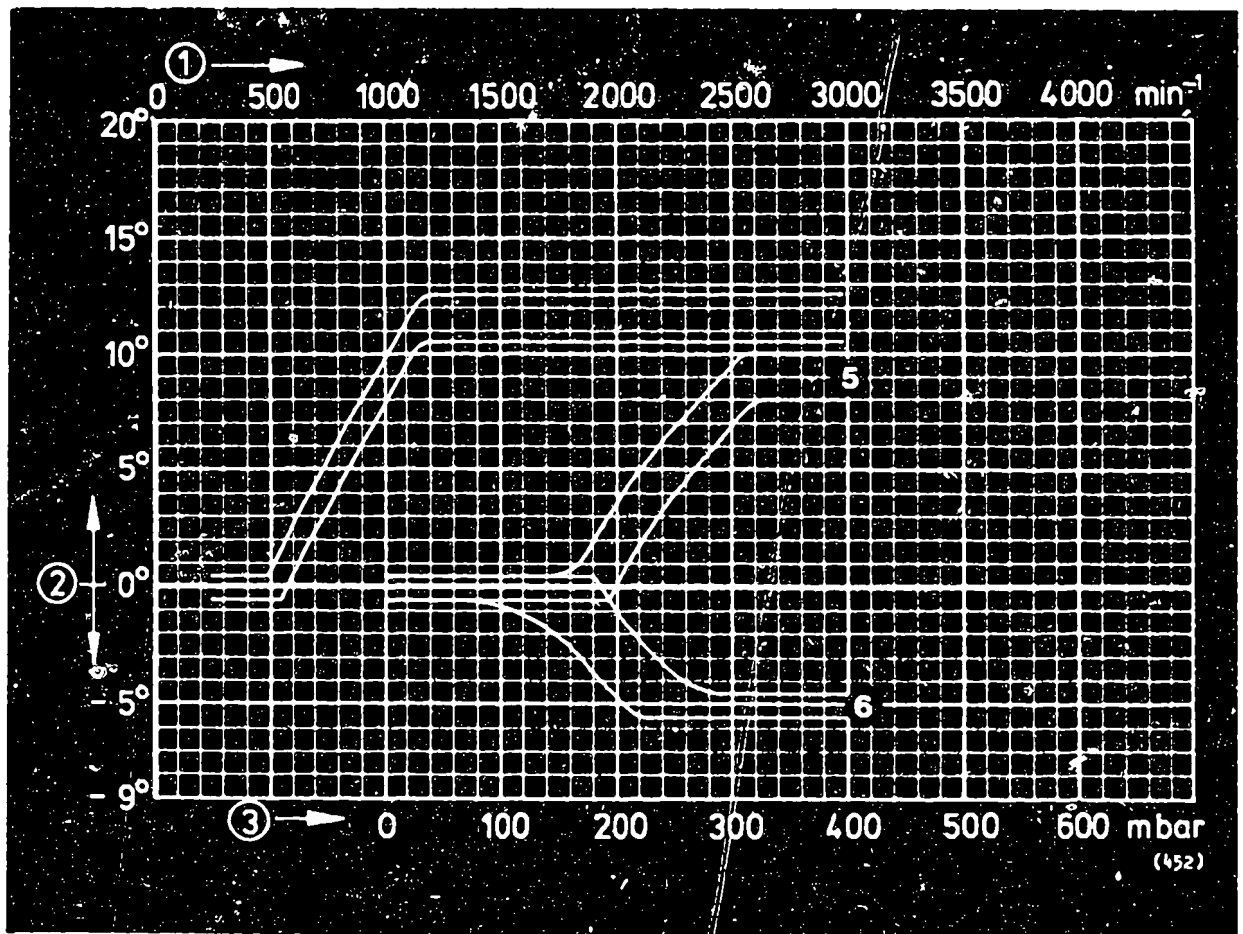
**M2**

Test specifications

Ignition distributors 0 237..







0 237 022 051 / 052

- 1 = Distributor-shaft speed
  - 2 = Distributor-shaft advance
  - 3 = Negative gauge pressure
  - 5 = Negative gauge pressure (vacuum) advance
  - 6 = Negative gauge pressure (vacuum) retard
- Test adapter KDZV 7202 ZV-H

Addition to tolerance range

$\pm 0.5^\circ$  dist.  
shaft

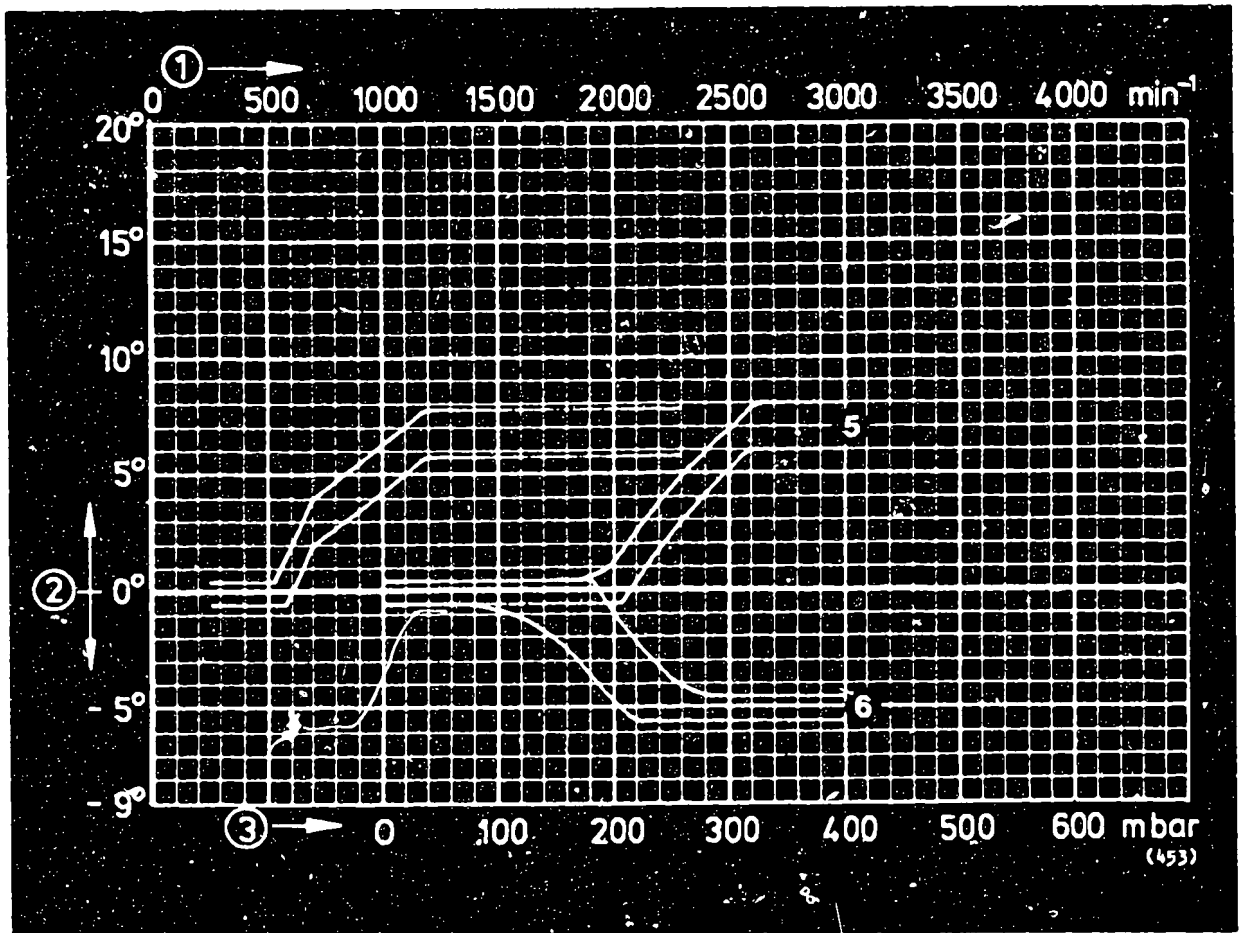
Repair and test instructions: W-237/ 500

**M4**

Test specifications

Ignition distributors 0 237..





0 237 022 053 / 054

i = Distributor-shaft speed  
 2 = Distributor-shaft advance  
 3 = Negative gauge pressure  
 5 = Negative gauge pressure (vacuum) advance  
 6 = Negative gauge pressure (vacuum) retard  
 Test adapter KDZV 7202 ZV-H

Addition to tolerance range  $\pm 0.5^\circ$  dist. shaft  
 Cut-out speed of limiter 2640 to 2810 min<sup>-1</sup>

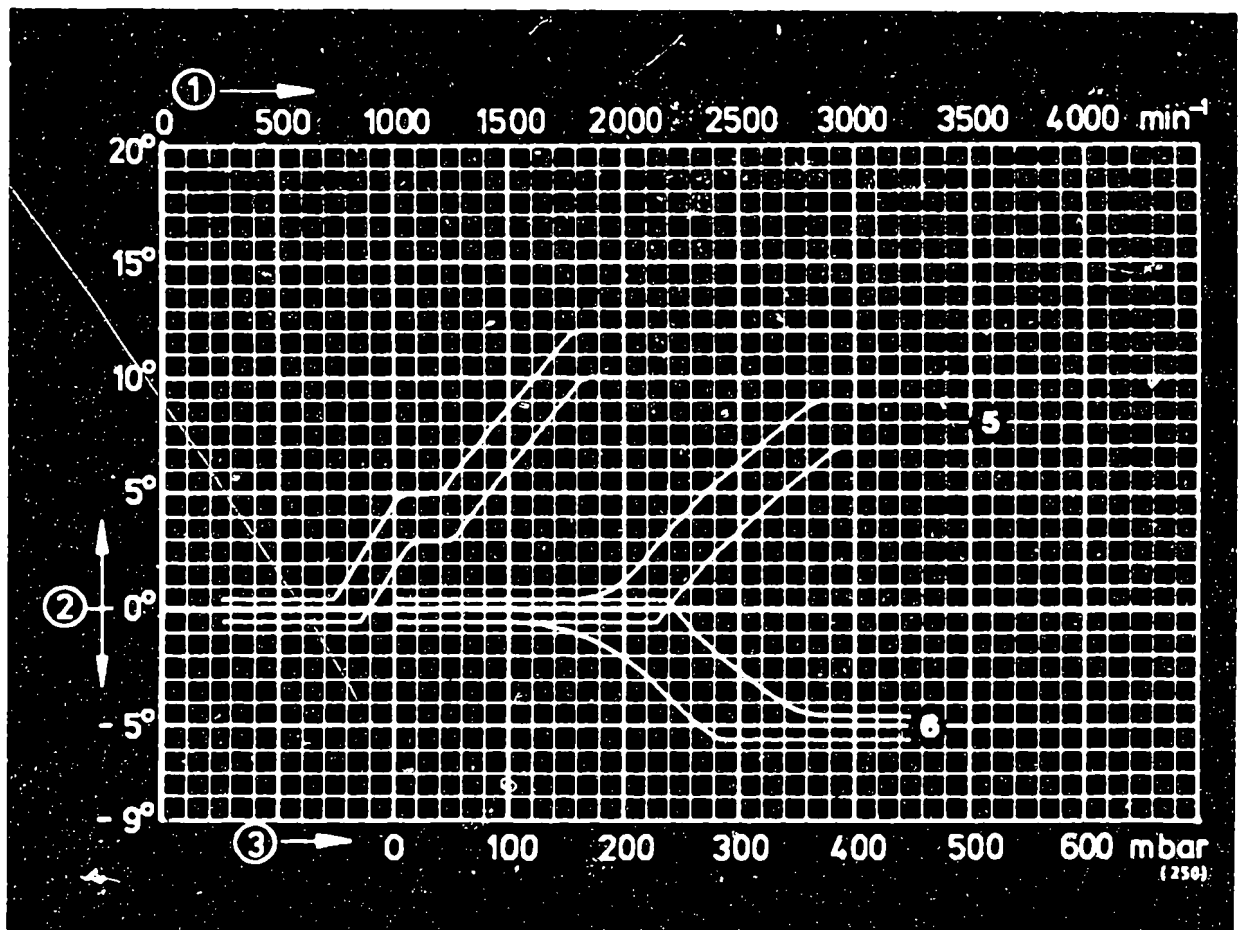
Repair and test instructions: W-237/500

**M5**

Test specifications

Ignition distributors 0 237..





0 237 023 019 / 020

1 = Distributor-shaft speed  
 2 = Distributor-shaft advance  
 3 = Negative gauge pressure  
 5 = Negative gauge pressure (vacuum) advance  
 6 = Negative gauge pressure (vacuum) retard  
 Test adapter KDZV 7202 ZV-H  
 Addition to tolerance range + 0,5° dist. shaft  
 FD (date of manufacture) 247 →  
 Cut-out speed of limiter 2350 to 2500 min<sup>-1</sup>

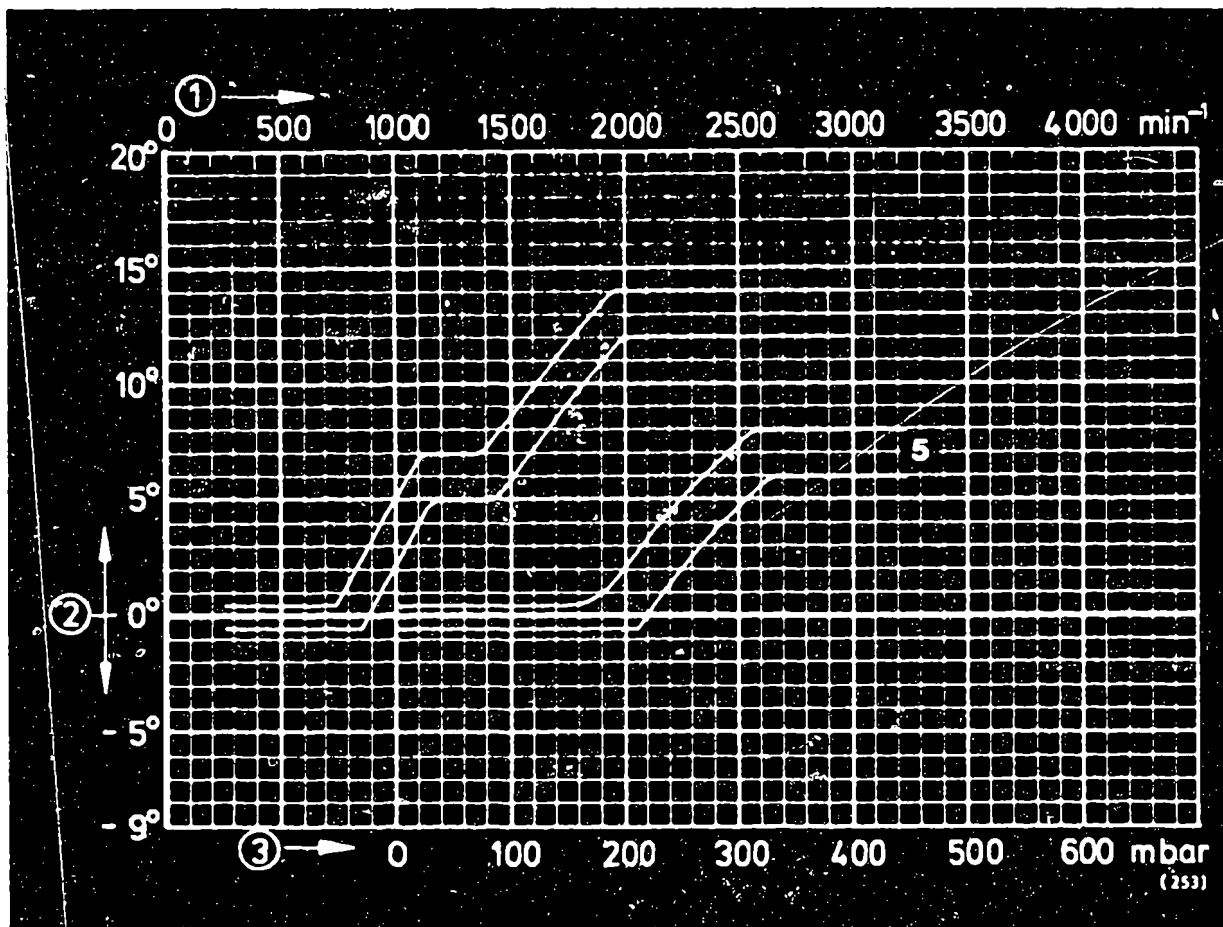
Repair and test instructions: W-237/500

**M6**

Test specifications

Ignition distributors 0 237..





0 237 024 011 / 012

- 1 = Distributor-shaft speed
- 2 = Distributor-shaft advance
- 3 = Negative gauge pressure
- 5 = Negative gauge pressure (vacuum) advance

Test adapter KDZV 7202

ZV-H

Addition to tolerance range

$\pm 0.5^\circ$  dist.  
shaft

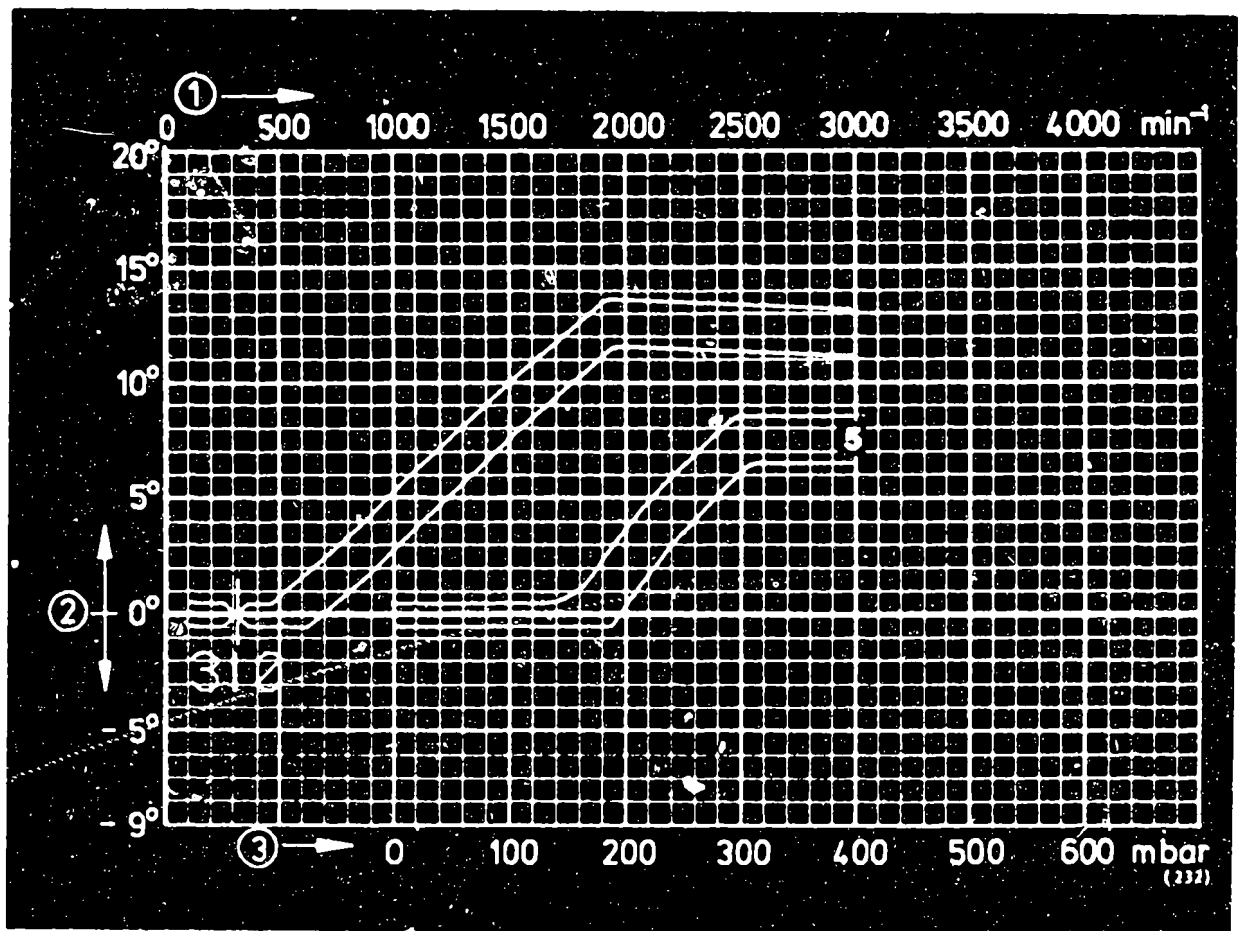
Repair and test instructions: W-237/ 500

**M7**

Test specifications

Ignition distributors 0 237..





0 237 024 013

- 1 = Distributor-shaft speed
- 2 = Distributor-shaft advance
- 3 = Negative gauge pressure
- 5 = Negative gauge pressure (vacuum) advance

Test adapter KDZV 7202

ZV-H

Addition to tolerance range

$\pm 0.5^\circ$  dist.  
shaft

Repair and test instructions: W-237/ 500

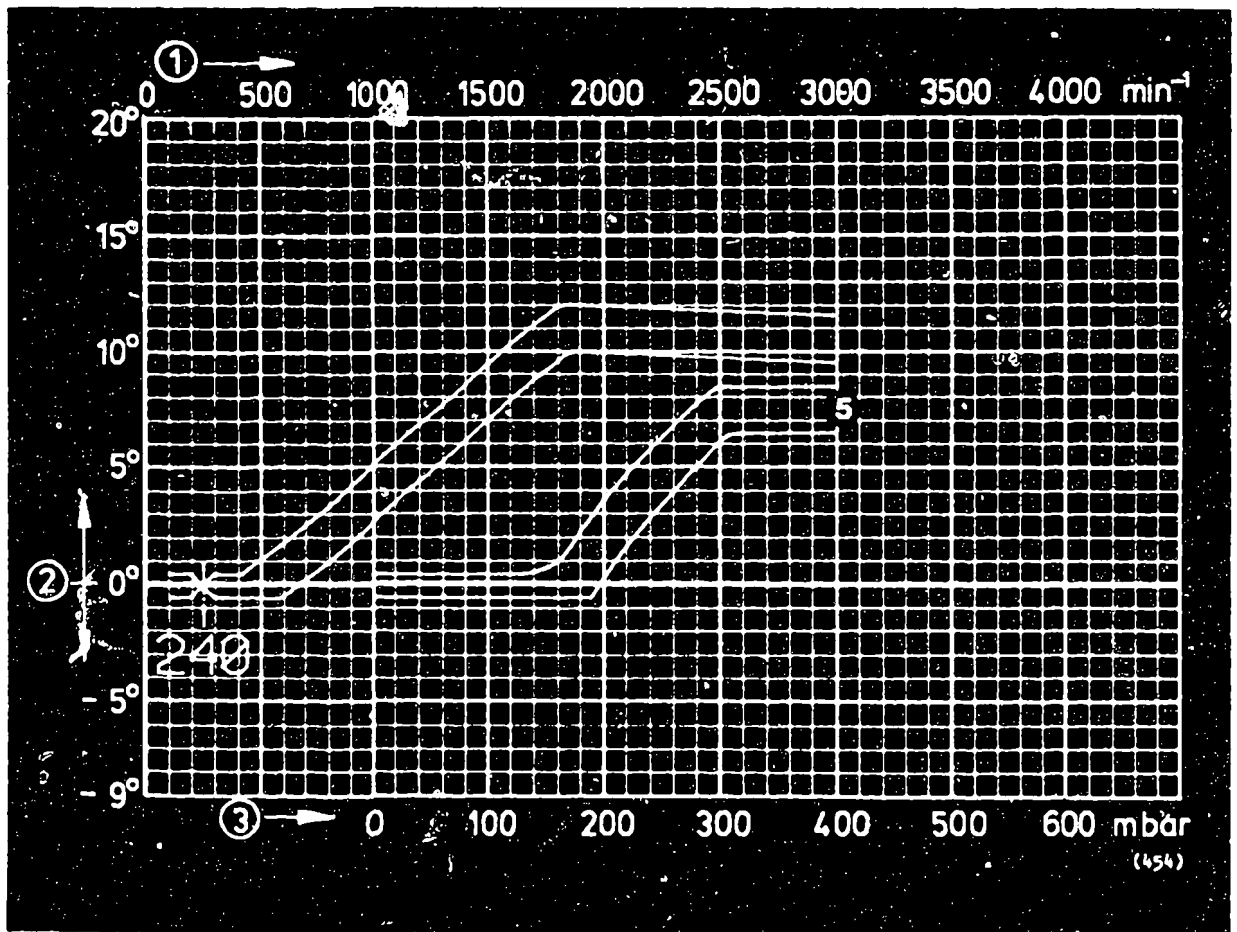
**M8**

Test specifications

Ignition distributors 0 237..







0 237 024 014

- 1 = Distributor-shaft speed
- 2 = Distributor-shaft advance
- 3 = Negative gauge pressure
- 5 = Negative gauge pressure (vacuum) advance

Test adapter KDZV 7202

ZV-H

Addition to tolerance range

± 0.5° dist.  
shaft

Cut-out speed of limiter

3040 to 3220  
min<sup>-1</sup>

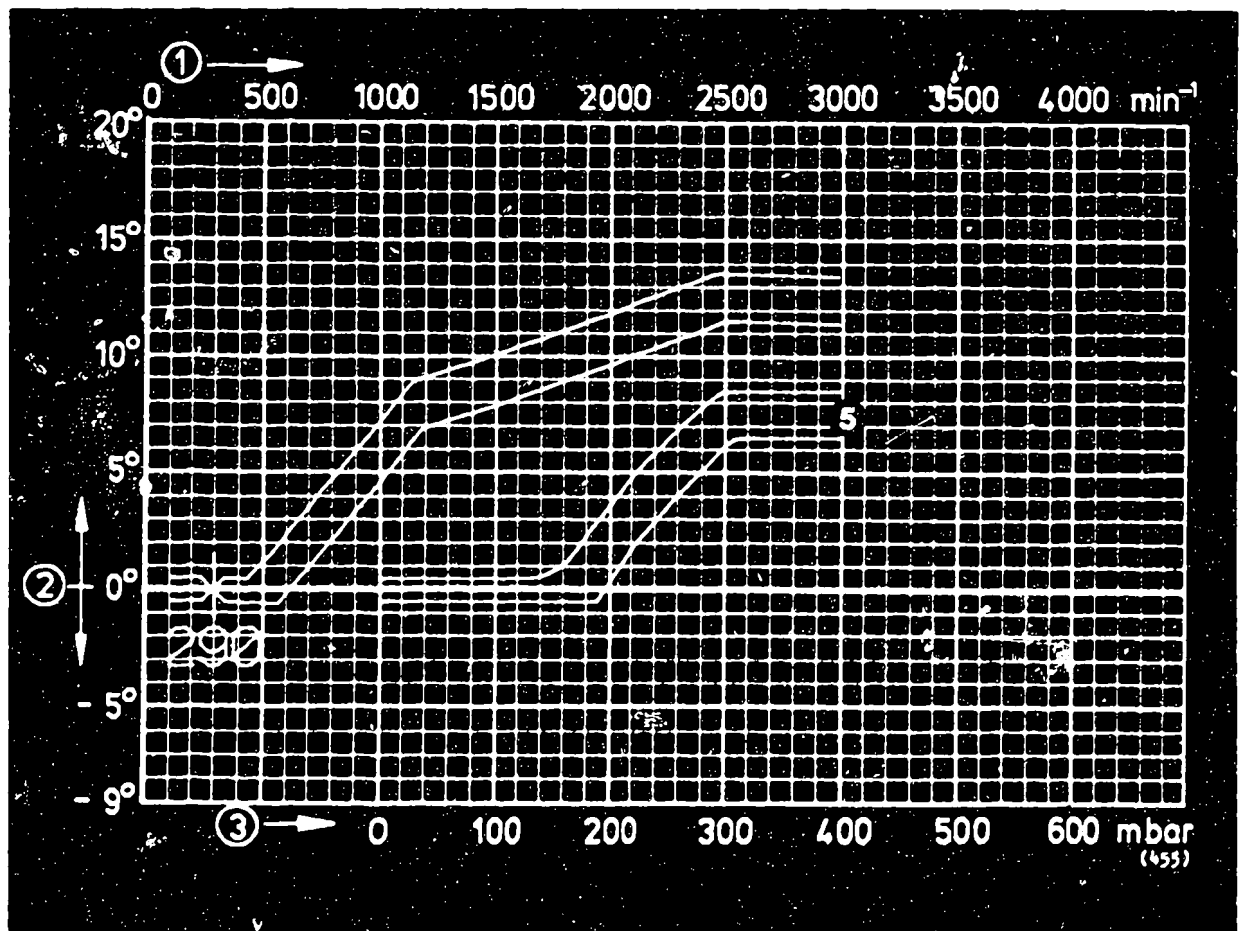
Repair and test instructions: W-237/500

**M9**

Test specifications

Ignition distributors 0 237..





0 237 024 015

- 1 = Distributor-shaft speed
- 2 = Distributor-shaft advance
- 3 = Negative gauge pressure
- 5 = Negative gauge pressure (vacuum) advance

Test adapter KDZV 7202

ZV-H

Addition to tolerance range

$\pm 0.5^\circ$  dist.  
shaft

Cut-out speed of limiter

3040 to 3220  
 $\text{min}^{-1}$

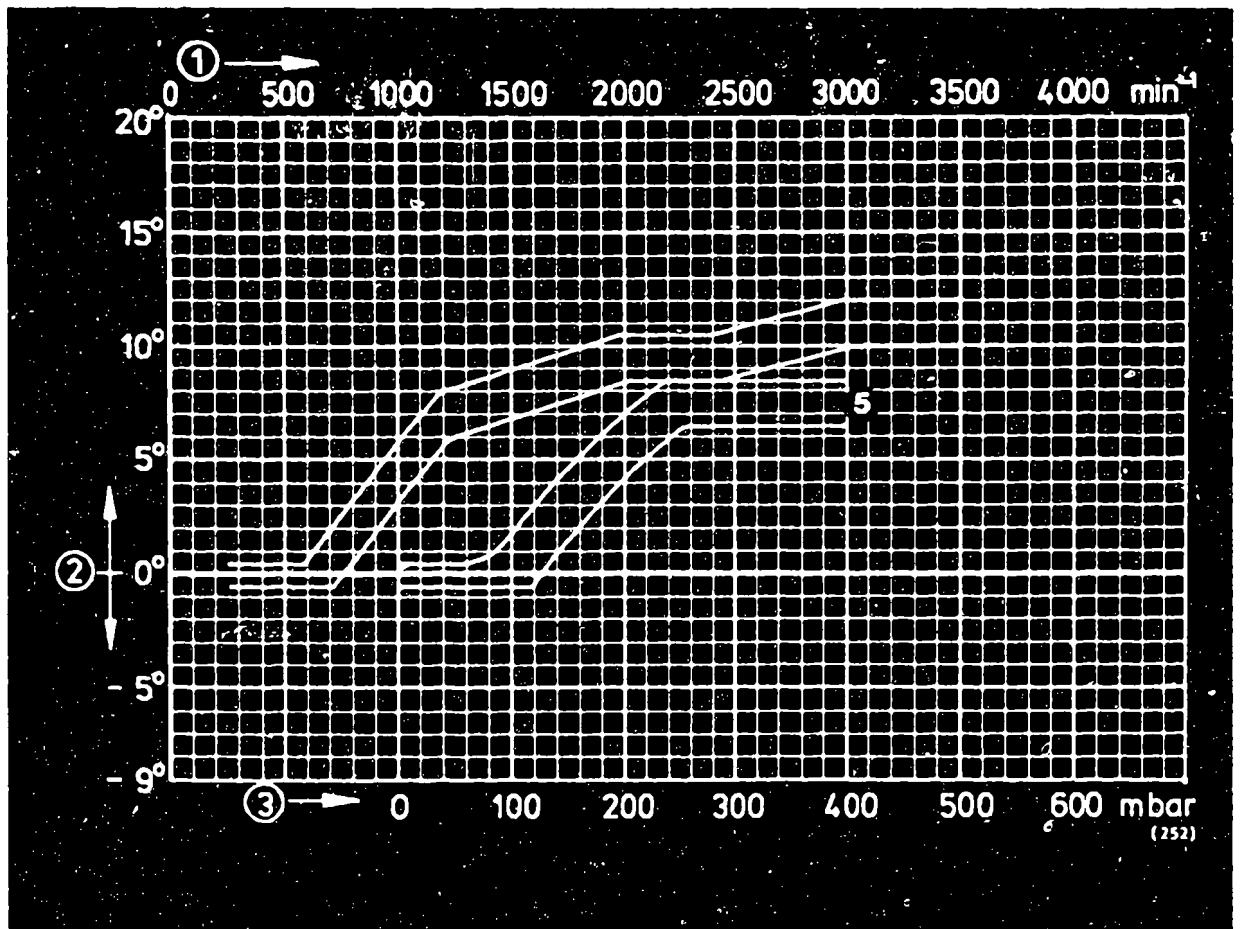
Repair and test instructions: W-237/ 500

**M10**

Test specifications

Ignition distributors 0 237..





0 237 024 016 / 017

- 1 = Distributor-shaft speed
- 2 = Distributor-shaft advance
- 3 = Negative gauge pressure
- 5 = Negative gauge pressure (vacuum) advance

Test adapter KDZV 7202  
FD (date of manufacture)

ZV-H  
246 →

Addition to tolerance range

± 0.5° dist.  
shaft

Cut-out speed of limiter

3380 to 3590  
min<sup>-1</sup>

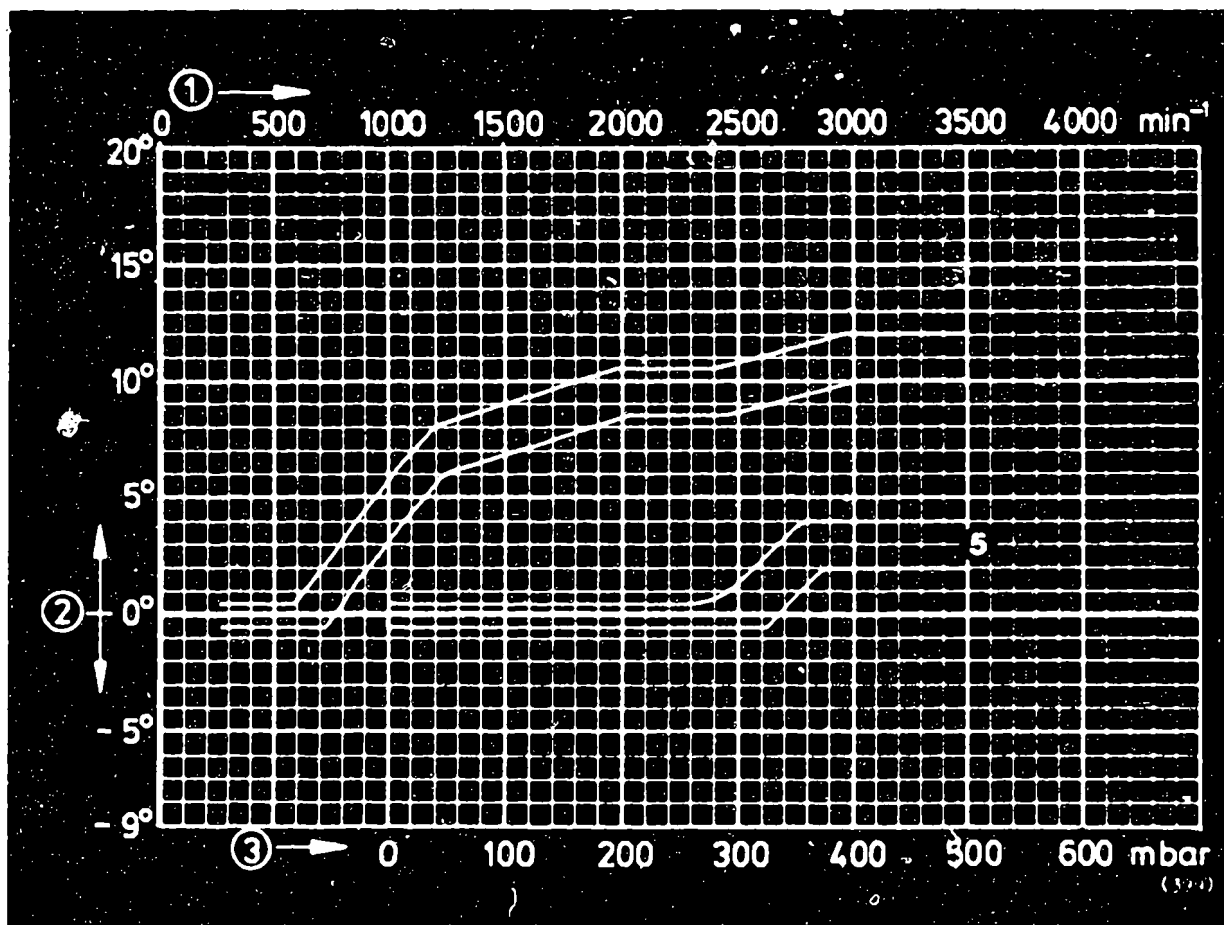
Repair and test instructions: W-237/500

**M11**

Test specifications

Ignition distributors 0 237..





0 237 024 018 / 019

- 1 = Distributor-shaft speed
- 2 = Distributor-shaft advance
- 3 = Negative gauge pressure
- 5 = Negative gauge pressure (vacuum) advance

Test adapter KDZV 7202  
Addition to tolerance range

ZV-H  
+ 0.5° dist.  
- shaft  
3280 to 3480  
min<sup>-1</sup>

Cut-out speed of limiter

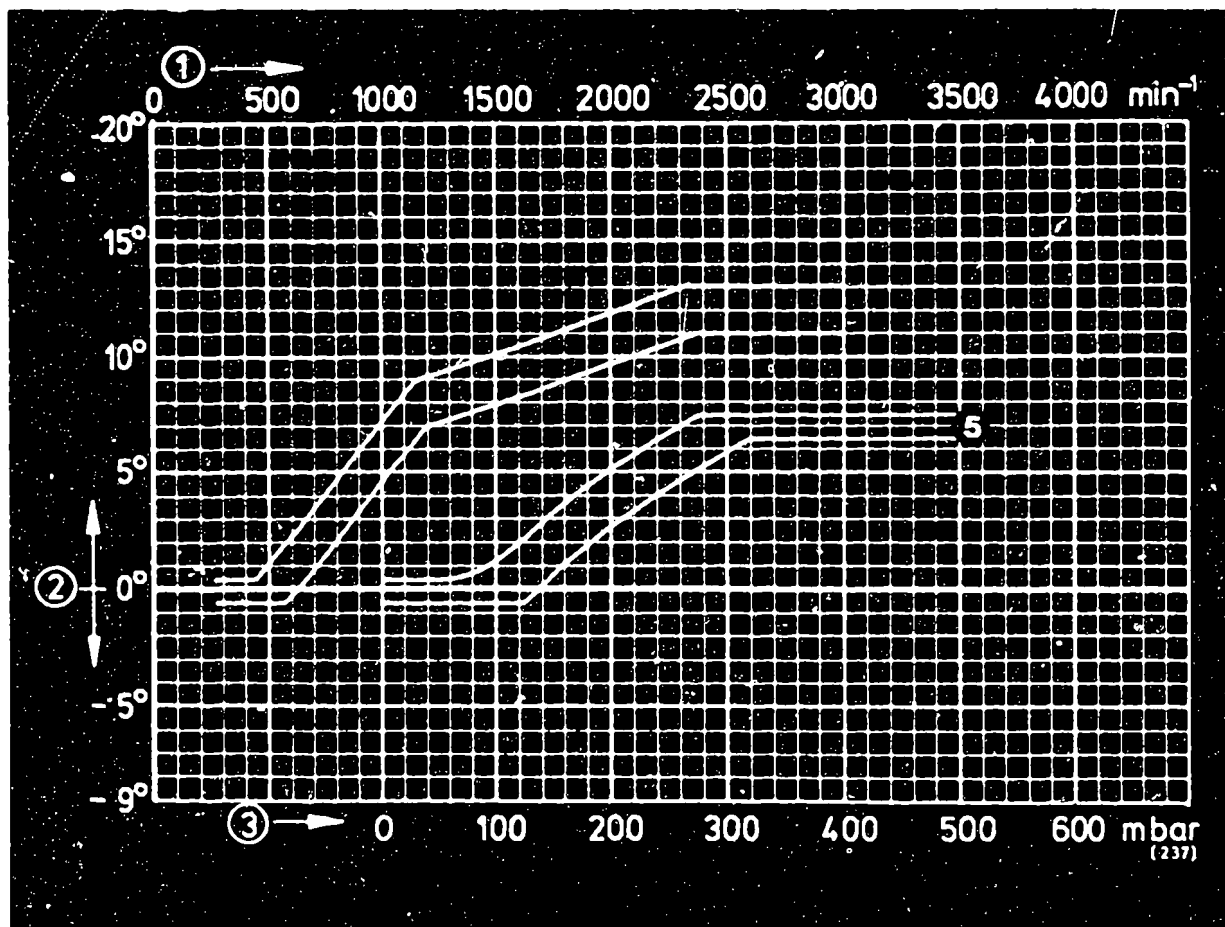
Repair and test instructions: W-237/500

**M12**

Test specifications

Ignition distributors 0 237..





0 237 024 022 / 023

- 1 = Distributor-shaft speed
- 2 = Distributor-shaft advance
- 3 = Negative gauge pressure
- 5 = Negative gauge pressure (vacuum) advance

Test adapter KDZV 7202

ZV-H

Addition to tolerance range

± 0.5° dist.  
shaft

FD (date of manufacture)

243 →

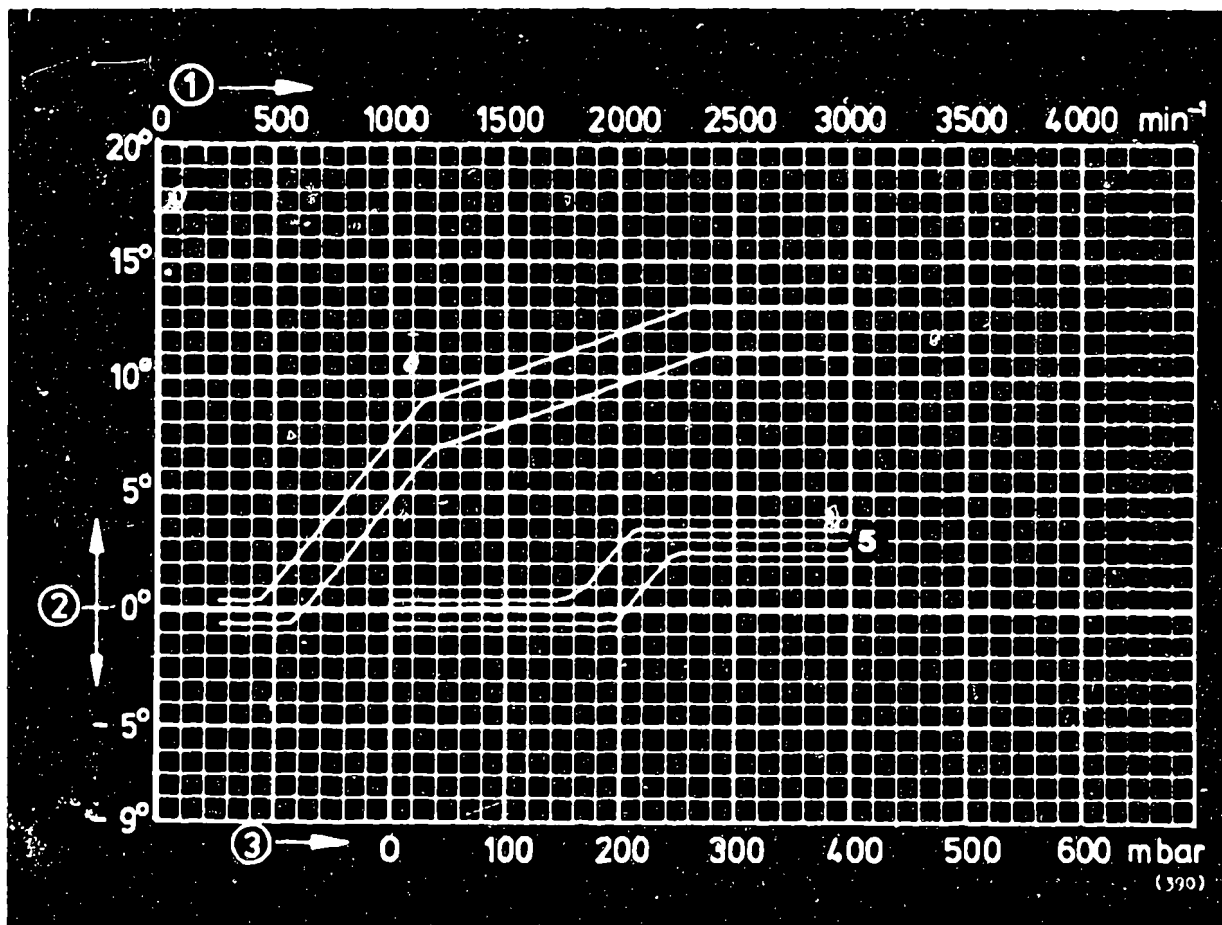
Repair and test instructions: W-237/500

**M13**

Test specifications

Ignition distributors 0 237..





0 237 024 024 / 025

- 1 = Distributor-shaft speed
- 2 = Distributor-shaft advance
- 3 = Negative gauge pressure
- 5 = Negative gauge pressure (vacuum) advance

Test adapter KDZV 7202

ZV-H

Addition to tolerance range

$\pm 0.5^\circ$  dist.  
shaft

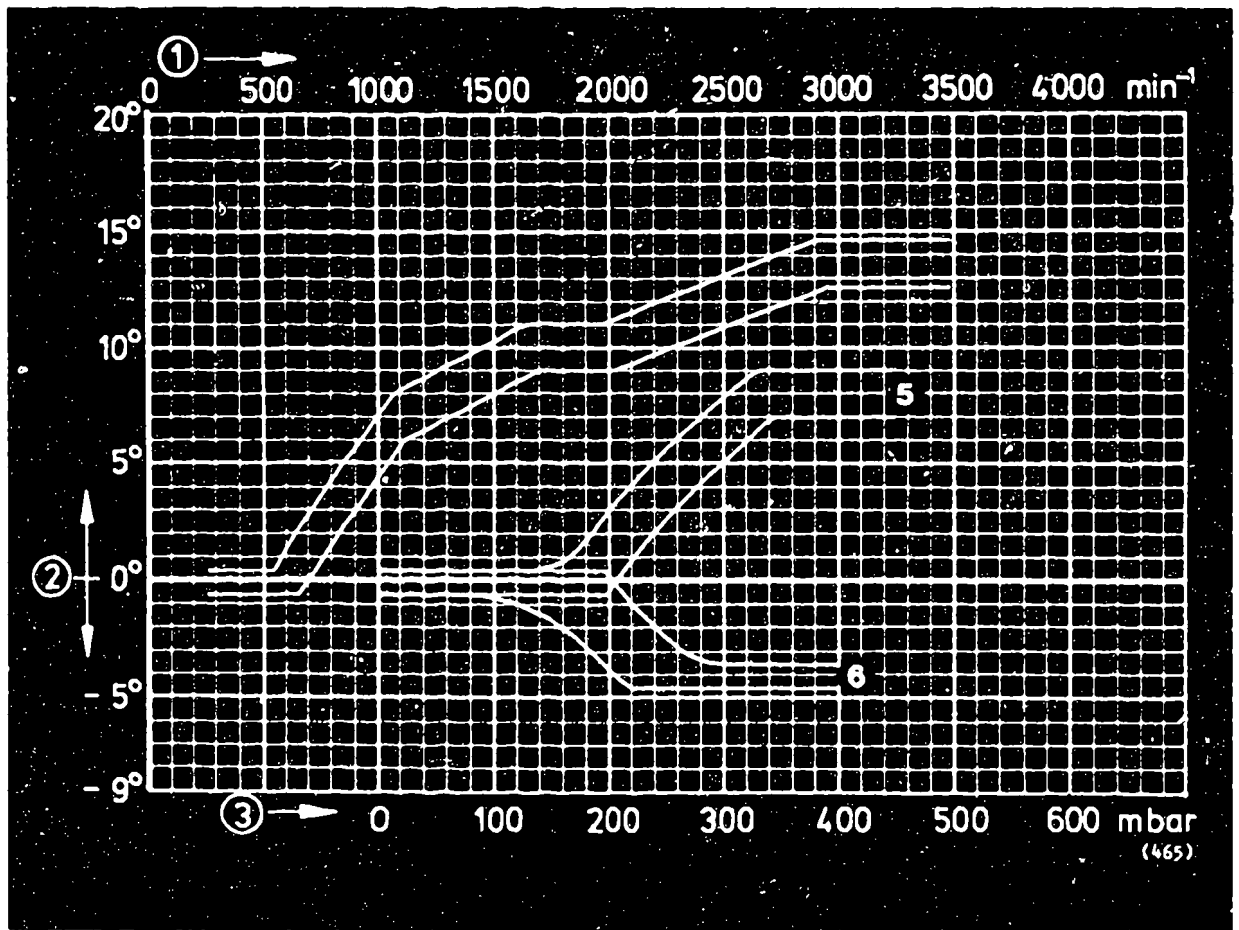
Repair and test instructions: W-237/ 500

**M14**

Test specifications

Ignition distributors 0 237..





0 237 025 031 / 032

- 1 = Distributor-shaft speed
  - 2 = Distributor-shaft advance
  - 3 = Negative gauge pressure
  - 5 = Negative gauge pressure (vacuum) advance
  - 6 = Negative gauge pressure (vacuum) retard
- Test adapter KDZV 7202 ZV-H

Addition to tolerance range  $\pm 0.5^{\circ}$  dist.  
shaft

Cut-out speed of limiter 3280 to 3480  
 $\text{min}^{-1}$

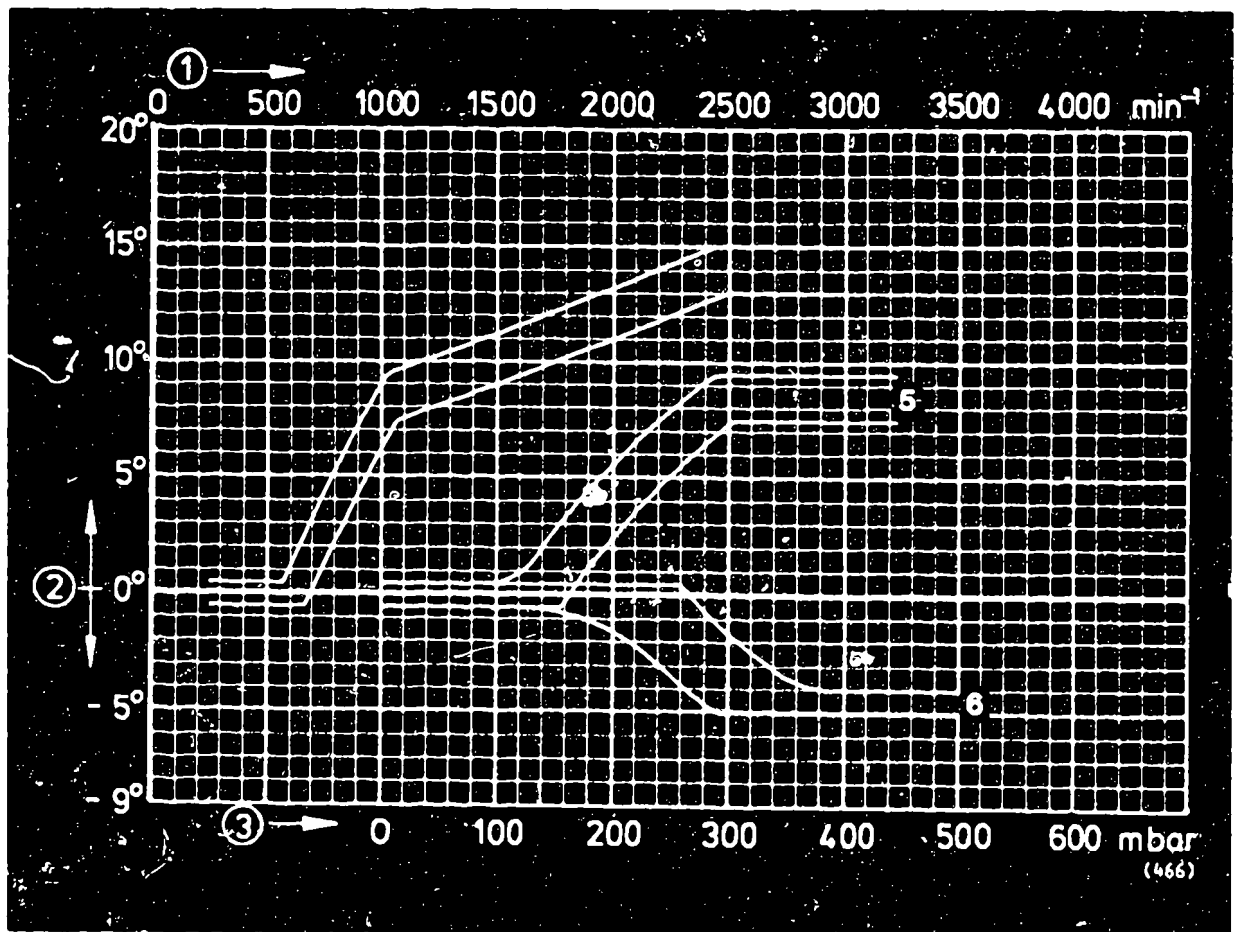
Repair and test instructions: W-237/500

**M15**

Test specifications

Ignition distributors 0 237..





0 237 025 033 / 034

- 1 = Distributor-shaft speed
  - 2 = Distributor-shaft advance
  - 3 = Negative gauge pressure
  - 5 = Negative gauge pressure (vacuum) advance
  - 6 = Negative gauge pressure (vacuum) retard
- Test adapter KDZV 7202 ZV-H

Addition to tolerance range

$\pm 0.5^\circ$  dist.  
shaft

Cut-out speed of limiter

3280 to 3480  
 $\text{min}^{-1}$

Repair and test instructions: W-237/500

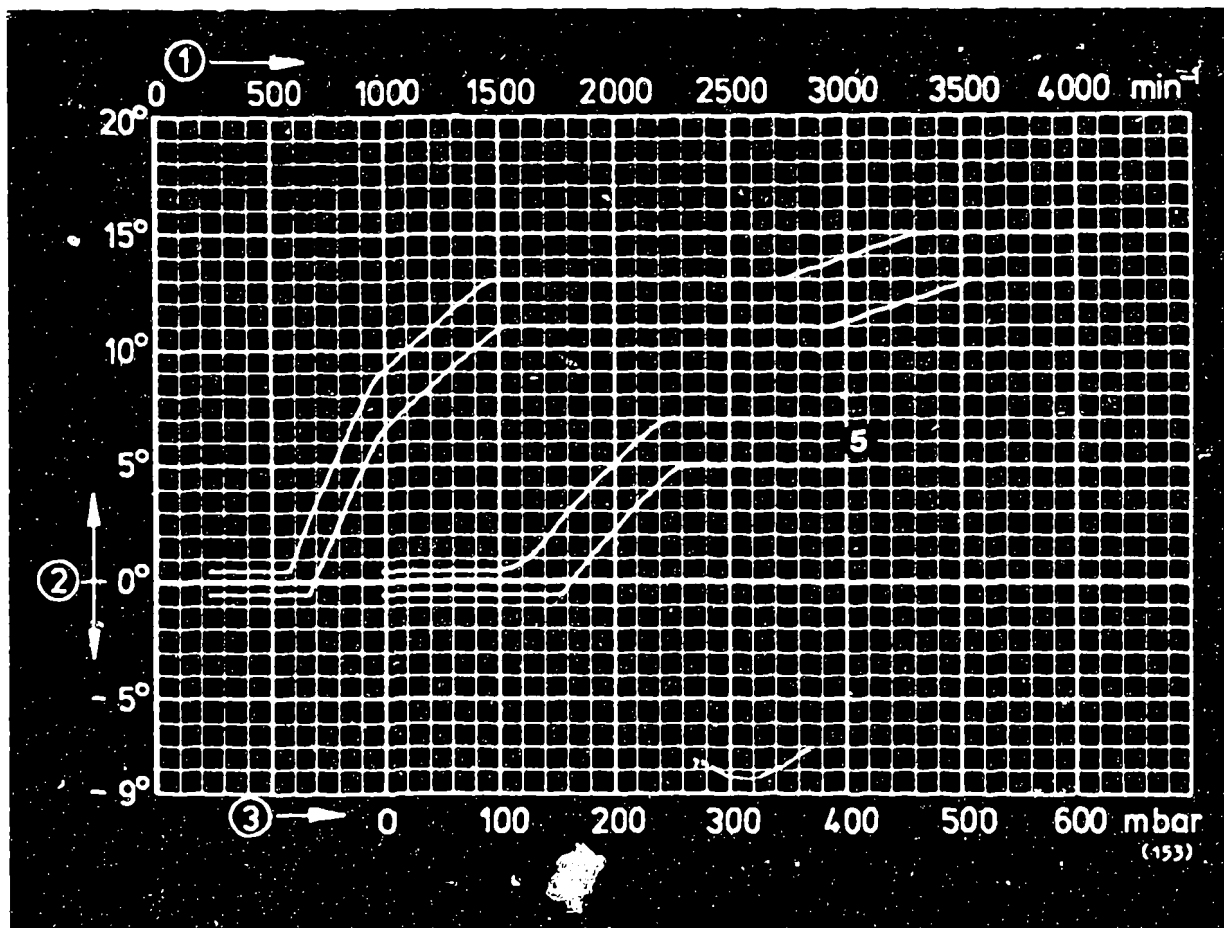
**M16**

Test specifications

Ignition distributors 0 237..







0 237 030 007 / 008

- 1 = Distributor-shaft speed
- 2 = Distributor-shaft advance
- 3 = Negative gauge pressure
- 5 = Negative gauge pressure (vacuum) advance

Test adapter KDZV 7202

ZV-H

Addition to tolerance range

$\pm 0.5^\circ$  dist.  
shaft

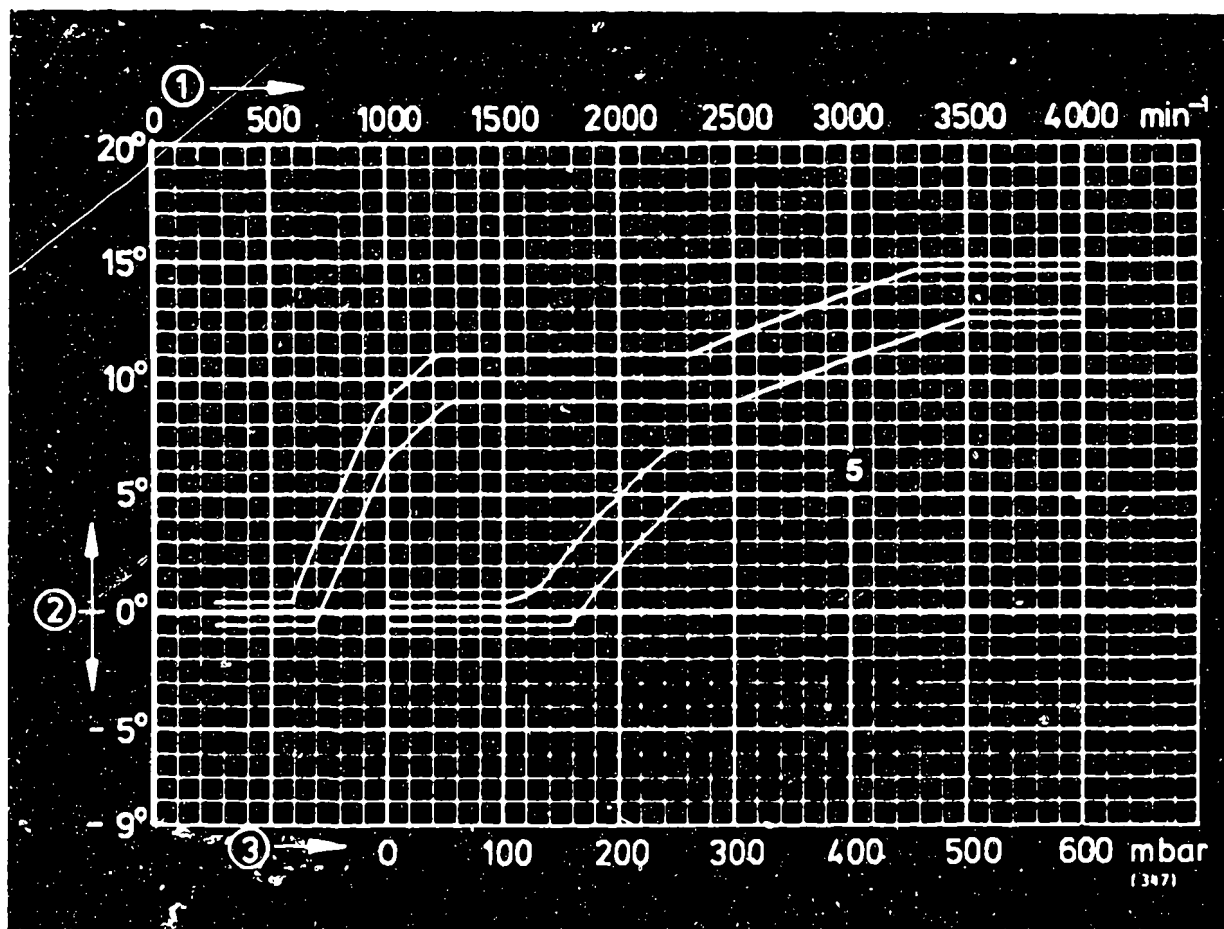
Repair and test instructions: W-237/500

**M17**

Test specifications

Ignition distributors 0 237..





0 237 030 009 / 010

- 1 = Distributor-shaft speed
- 2 = Distributor-shaft advance
- 3 = Negative gauge pressure
- 5 = Negative gauge pressure (vacuum) advance

Test adapter KDZV 7202

ZV-H

Addition to tolerance range

± 0.5° dist.  
shaft

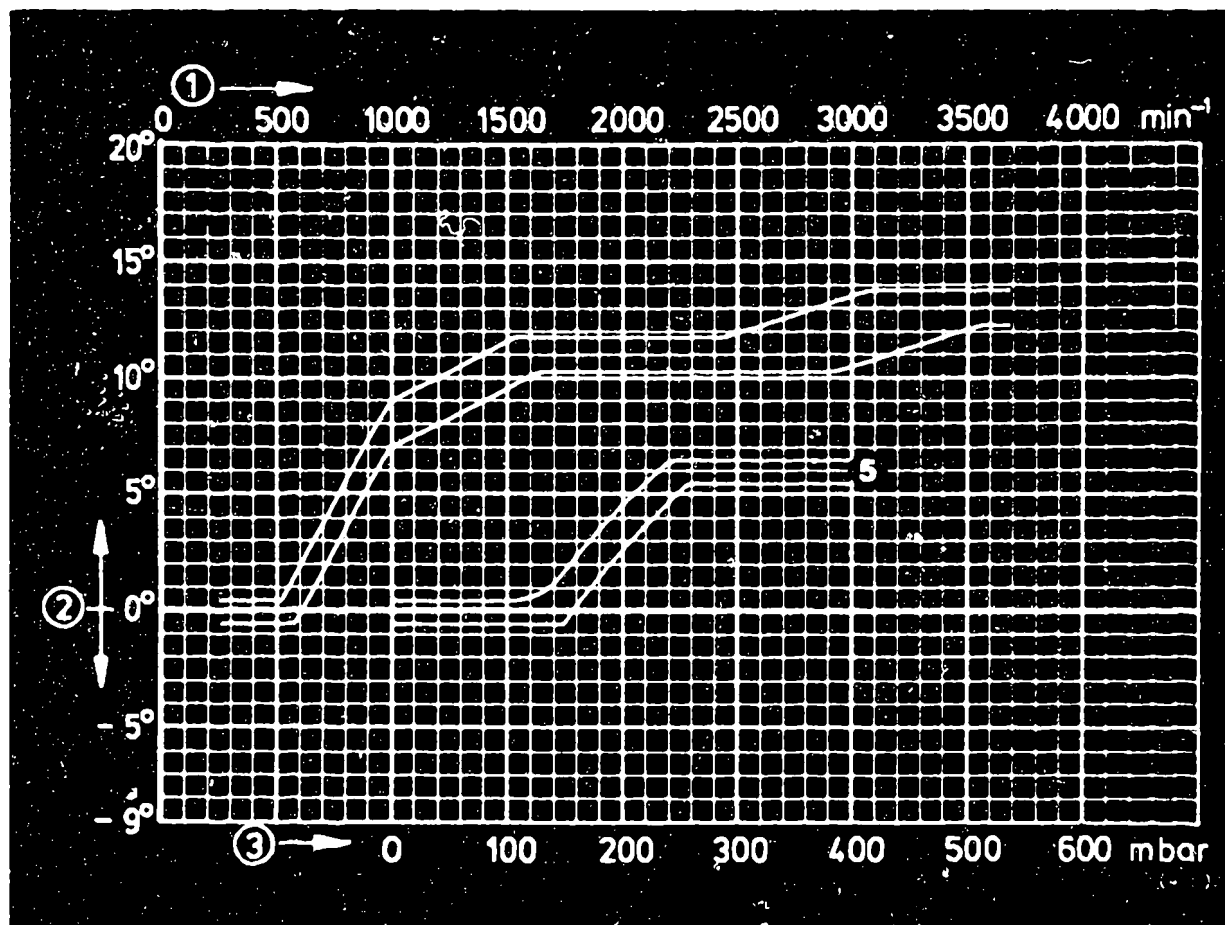
Repair and test instructions: W-237/500

**M18**

Test specifications

Ignition distributors 0 237..





0 237 031 015 / 016

- 1 = Distributor-shaft speed
- 2 = Distributor-shaft advance
- 3 = Negative gauge pressure
- 5 = Negative gauge pressure (vacuum) advance

Test adapter KDZV 7202

ZV-H

Addition to tolerance range

$\pm 0.5^\circ$  dist.  
shaft

Cut-out speed of limiter

3280 to 3480  $\text{min}^{-1}$

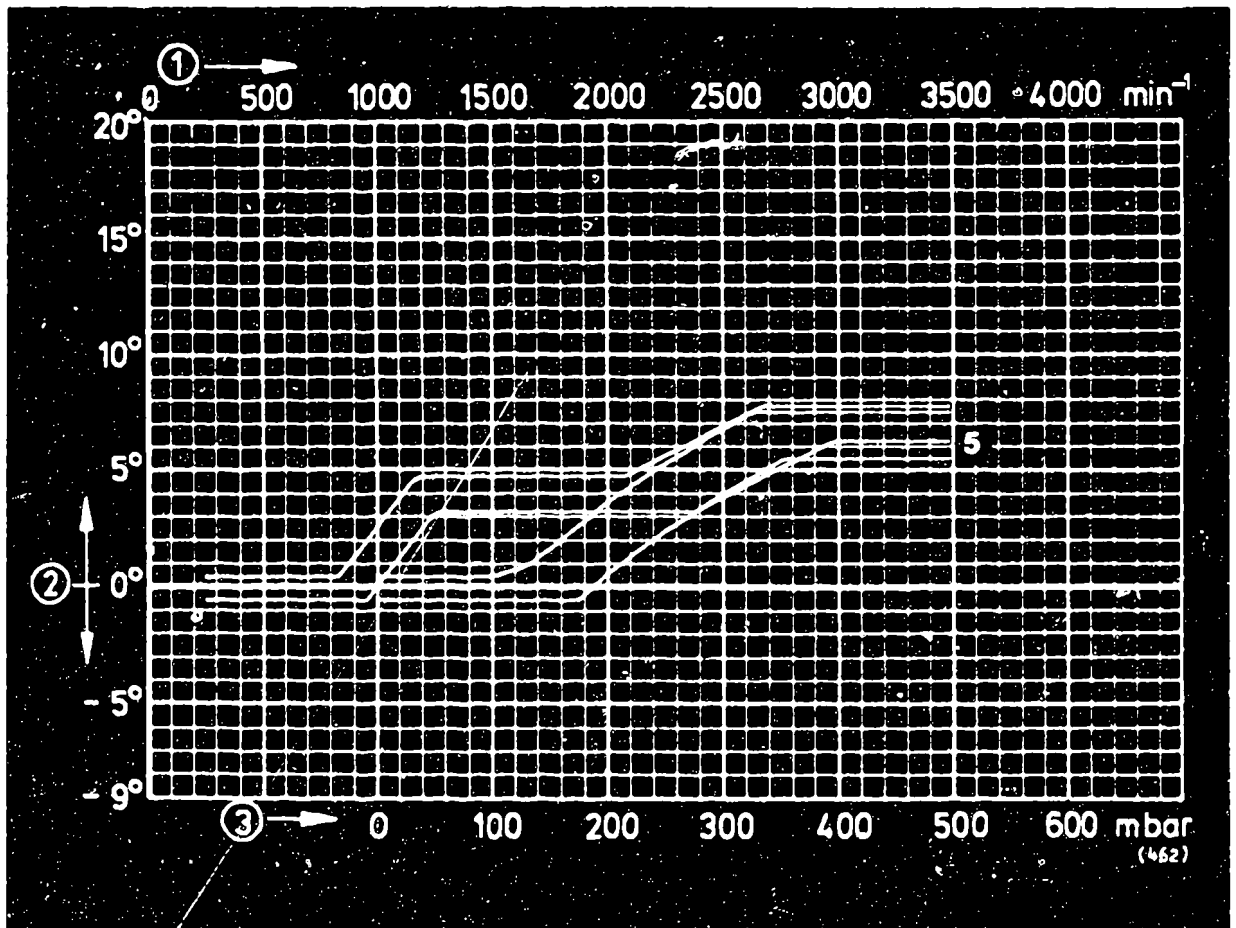
Repair and test instructions: W-237/ 500

**M19**

Test specifications

Ignition distributors 0 237..





0 237 031 019 / 020

- 1 = Distributor-shaft speed
- 2 = Distributor-shaft advance
- 3 = Negative gauge pressure
- 5 = Negative gauge pressure (vacuum) advance

Test adapter KDZV 7202

ZV-H

Addition to tolerance range

$\pm 0.5^\circ$  dist.  
shaft

Cut-out speed of limiter

3280 to 3480  $\text{min}^{-1}$

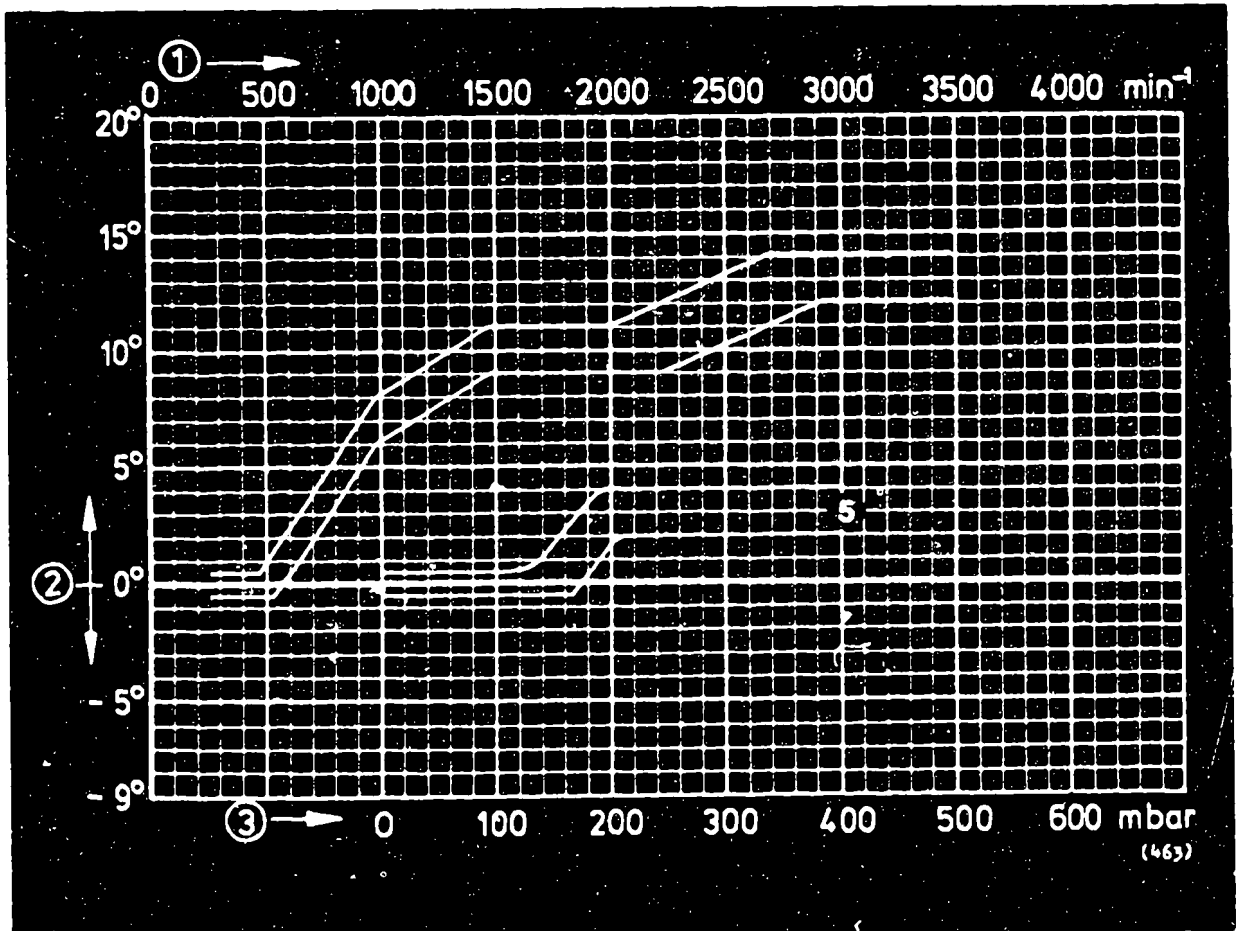
Repair and test instructions: W-237/500

**M20**

Test specifications

Ignition distributors 0 237..





0 237 031 021 / 022

- 1 = Distributor-shaft speed
- 2 = Distributor-shaft advance
- 3 = Negative gauge pressure
- 5 = Negative gauge pressure (vacuum) advance

Test adapter KDZV 7202

ZV-H

Addition to tolerance range

$\pm 0.5^{\circ}$  dist.  
shaft

Cut-out speed of limiter

3280 to 3480  
 $\text{min}^{-1}$

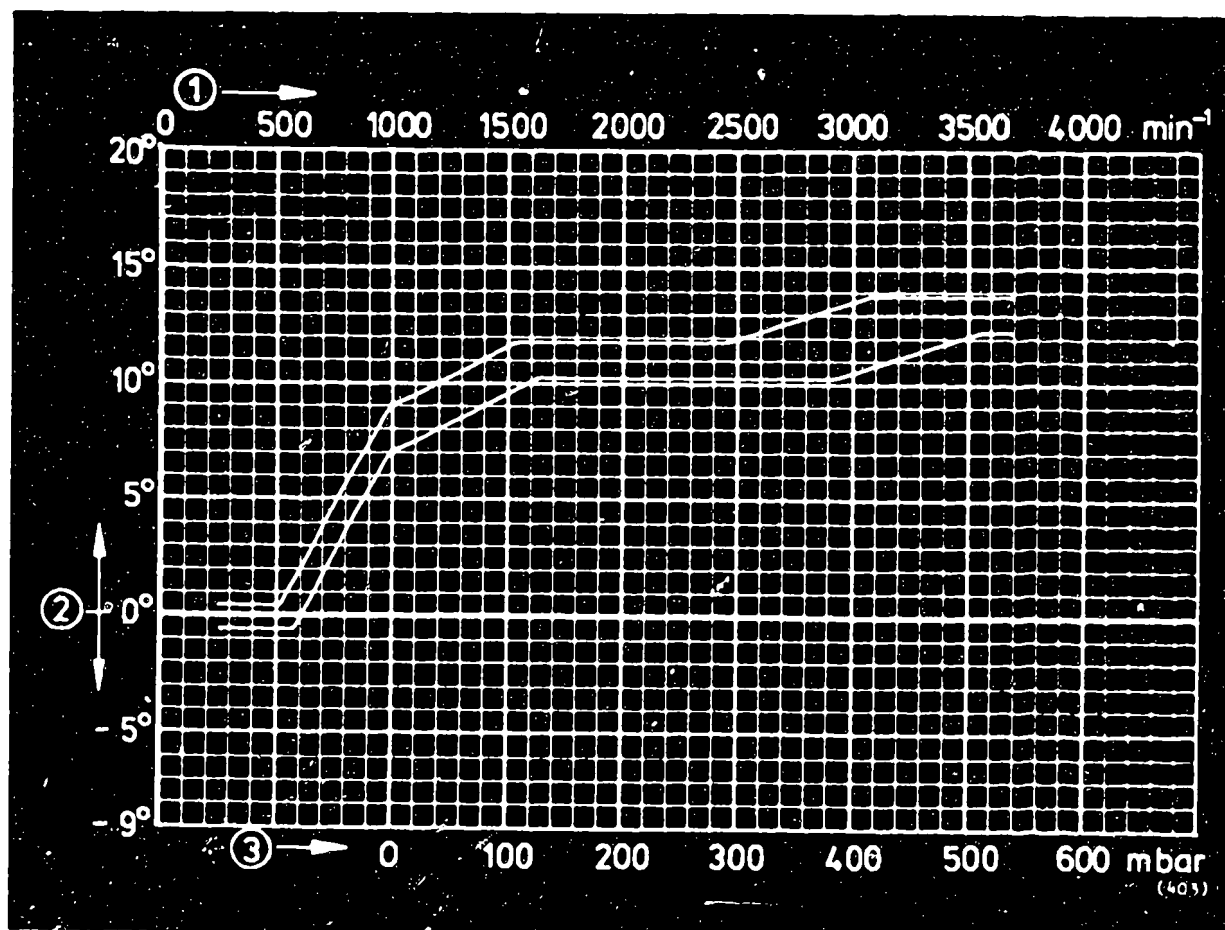
Repair and test instructions: W-237/500

**M21**

Test specifications

Ignition distributors 0 237..





0 237 034 009 / 010

- 1 = Distributor-shaft speed
- 2 = Distributor-shaft advance
- 3 = Negative gauge pressure

Test adapter KDZV 7202

ZV-H

Addition to tolerance range

± 0.5° dist.  
shaft

Cut-out speed of limiter

3280 to 3480  
min<sup>-1</sup>

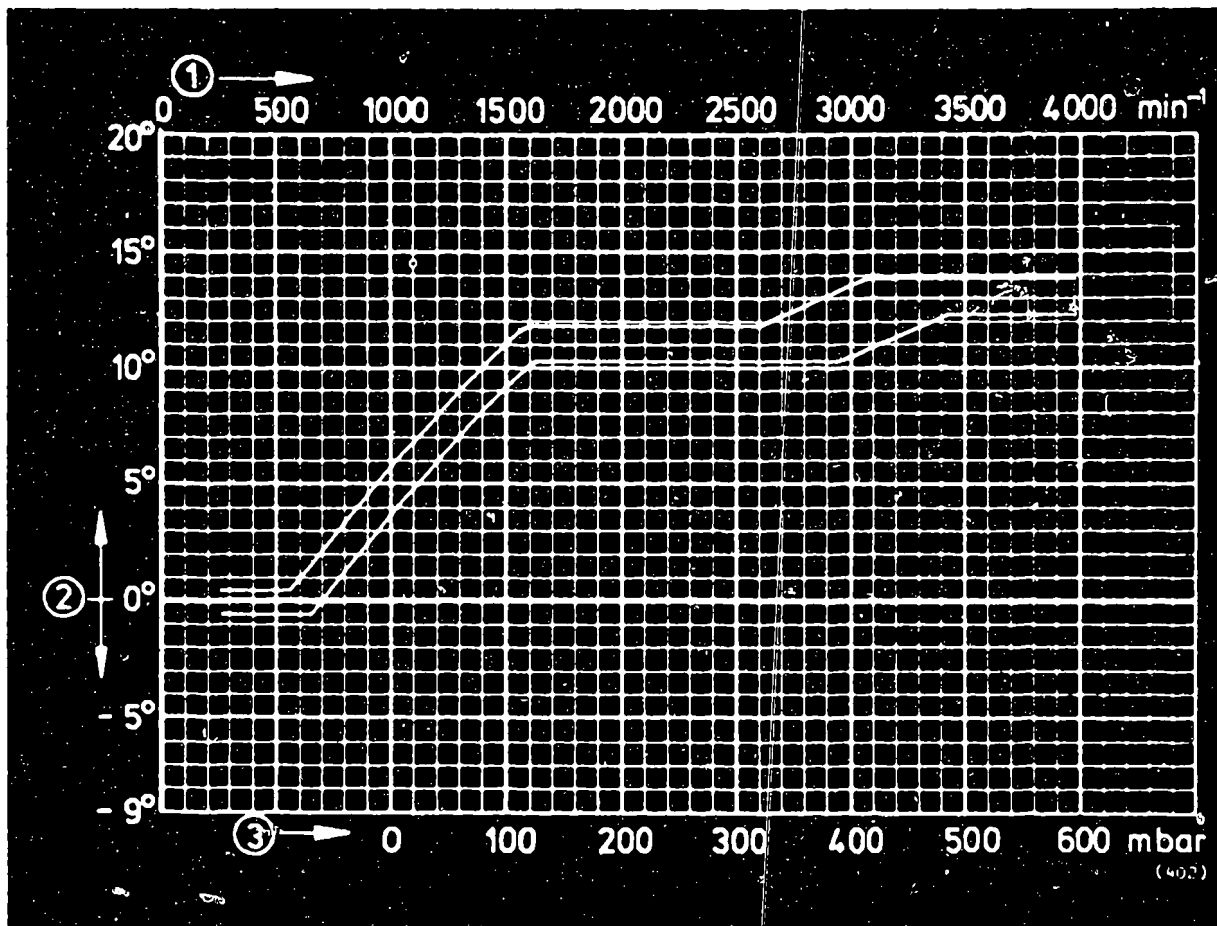
Repair and test instructions: W-237/500

**M22**

Test specifications

Ignition distributors 0 237..





0 237 034 011 / 012

- 1 = Distributor-shaft speed
- 2 = Distributor-shaft advance
- 3 = Negative gauge pressure

Test adapter KDZV 7202

ZV-H

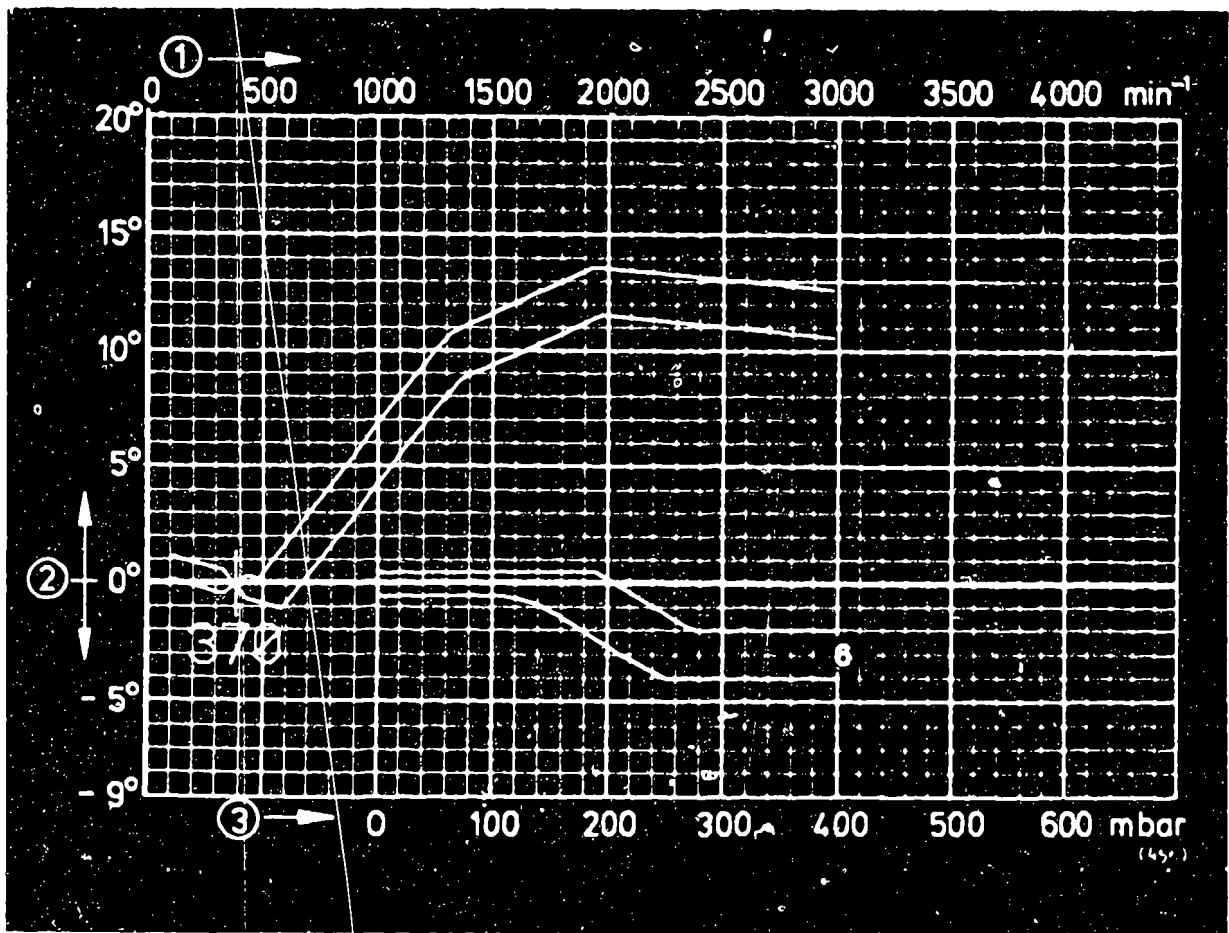
Addition to tolerance range

± 0.5° dist.  
shaft

Cut-out speed of limiter

1470 to 1560  
min<sup>-1</sup>

Repair and test instructions: W-237/ 500



0 237 301 017

1 = Distributor-shaft speed  
 2 = Distributor-shaft advance  
 3 = Negative gauge pressure

6 = Negative gauge pressure (vacuum) retard

Test adapter KDZV 7202

ZV-I

Resistance of magnetic-pulse generator 520...700  $\Omega$

Air gap min. 0.40 mm

Addition to tolerance range  $\pm 0.5^\circ$  dist. shaft

Cut-out speed of limiter

3090 to 3280  $\text{min}^{-1}$

Repair and test instructions: W-237/ 503

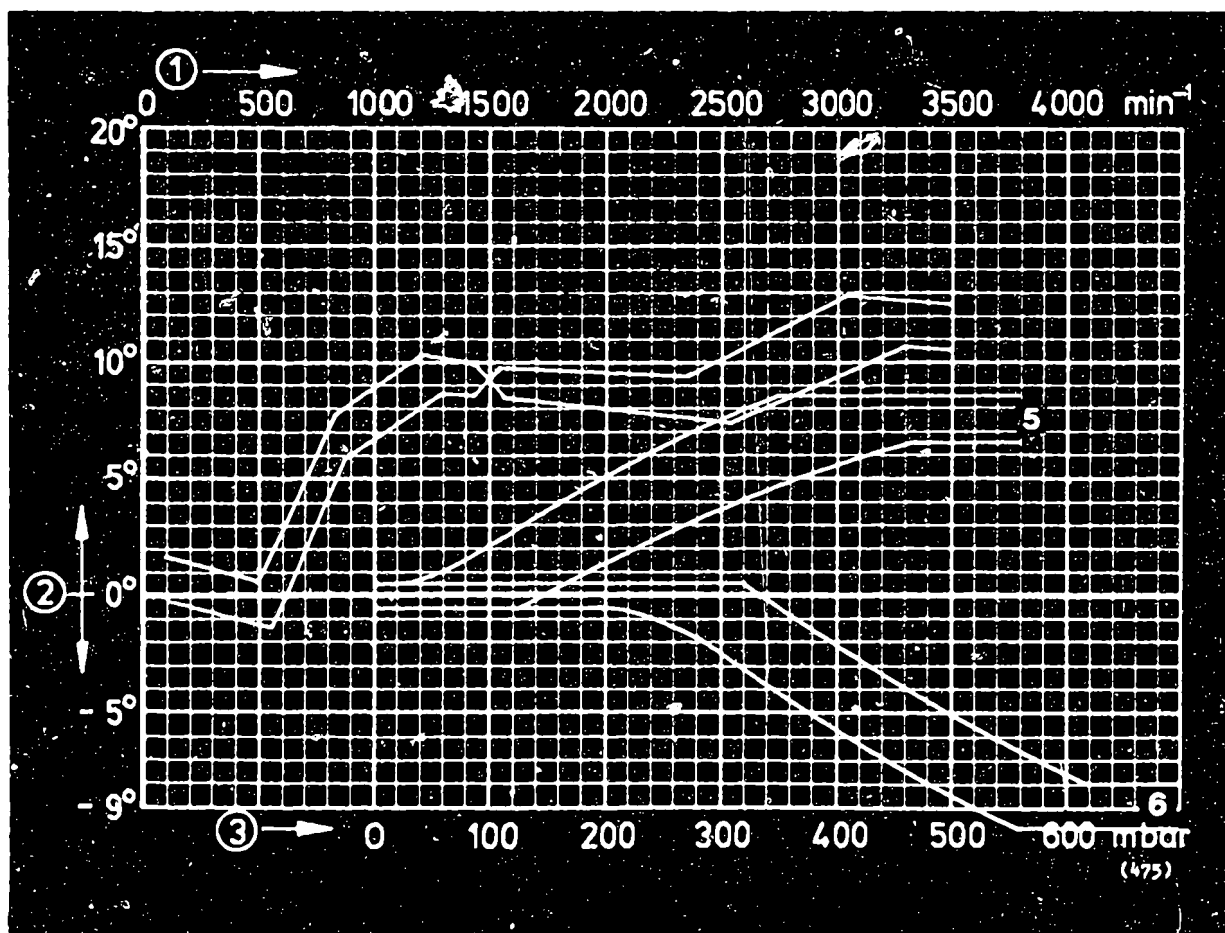
**M24**

Test specifications

Ignition distributors 0 237..







0 237 304 024

- 1 = Distributor-shaft speed
- 2 = Distributor-shaft advance
- 3 = Negative gauge pressure
- 5 = Negative gauge pressure (vacuum) advance
- 6 = Negative gauge pressure (vacuum) retard
- Test adapter KDZV 7202
- Resistance of magnetic-pulse generator 950...1300  $\Omega$
- Air gap min. 0.40 mm
- Addition to tolerance range  $\pm 0.5^\circ$  dist. shaft

Repair and test instructions: W-237/503

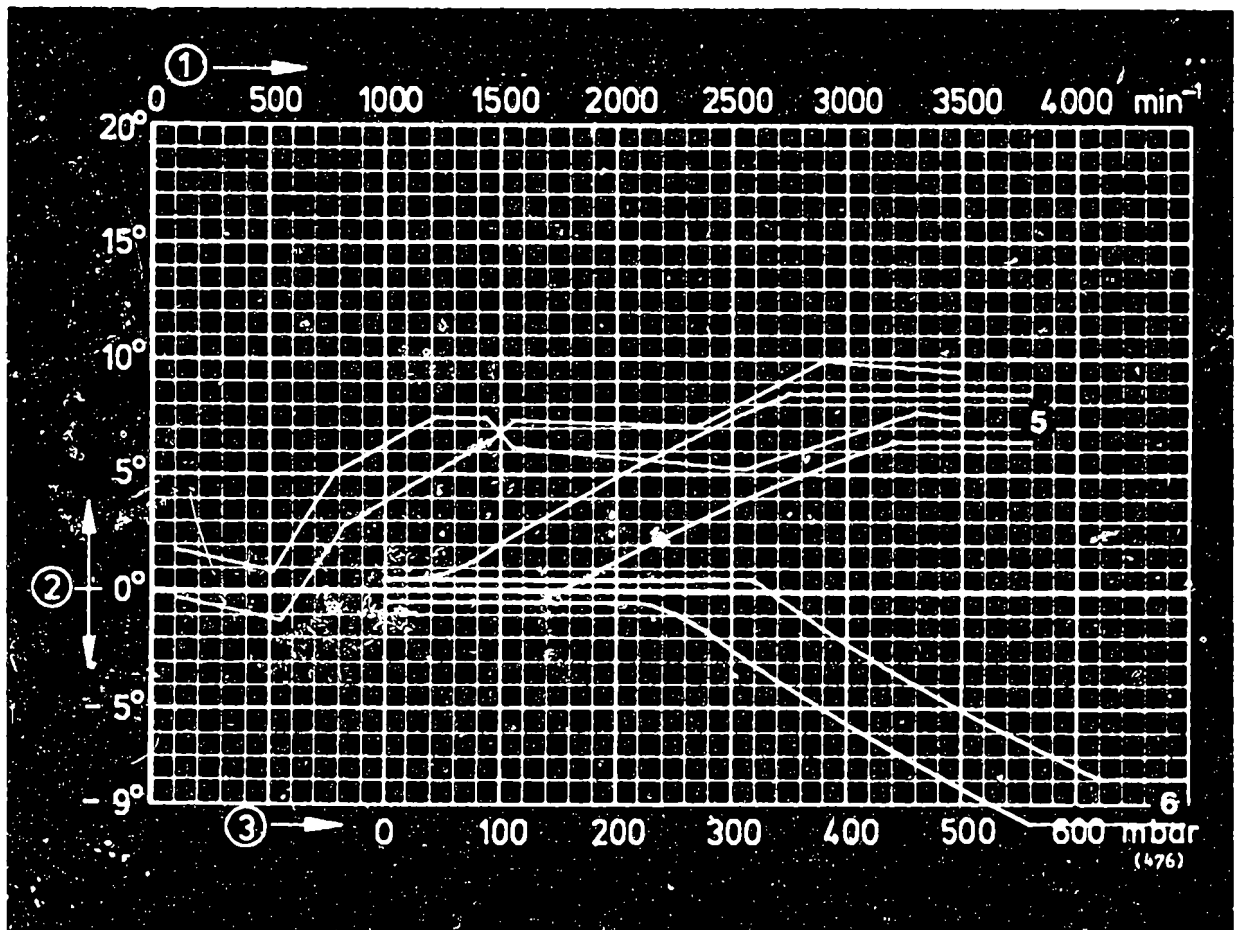
Clamping flange: 1 685 720 214  
 Driver: 1 686 400 003

**N1**

Test specifications

Ignition distributors 0 237..





0 237 304 025

1 = Distributor-shaft speed  
 2 = Distributor-shaft advance  
 3 = Negative gauge pressure  
 5 = Negative gauge pressure (vacuum) advance  
 6 = Negative gauge pressure (vacuum) retard  
 Test adapter KDZV 7202 ZV-I  
 Resistance of magnetic-pulse generator 950...1300  $\Omega$   
 Air gap min. 0.40 mm  
 Addition to tolerance range  $\pm 0.5^\circ$  dist. shaft

Repair and test instructions: W-237/ 503

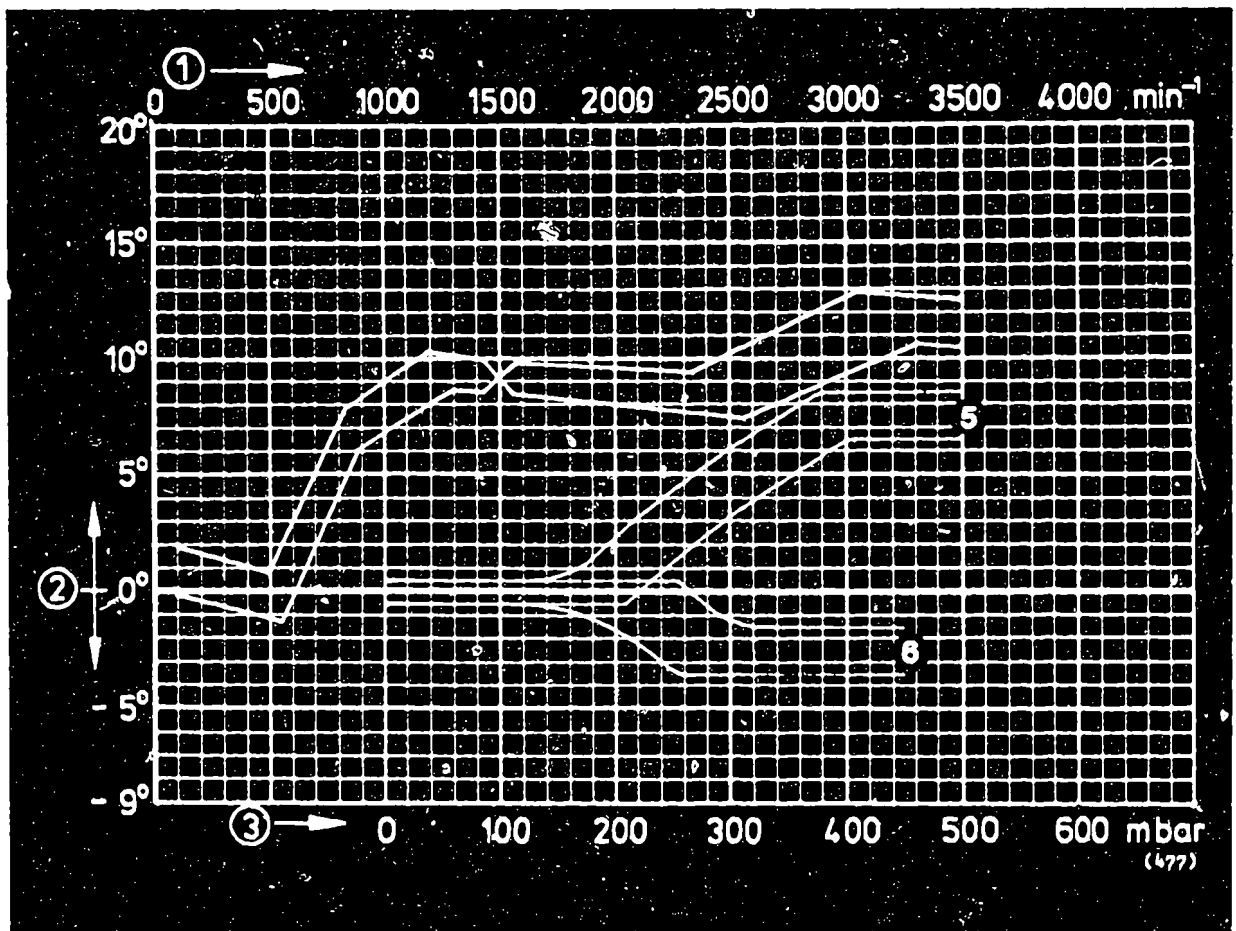
Clamping flange: 1 685 720 214  
 Driver: 1 686 400 003

**N2**

Test specifications

Ignition distributors 0 237..





0 237 304 026

1 = Distributor-shaft speed  
 2 = Distributor-shaft advance  
 3 = Negative gauge pressure  
 5 = Negative gauge pressure (vacuum) advance  
 6 = Negative gauge pressure (vacuum) retard  
 Test adapter KDZV 7202 ZV-I  
 Resistance of magnetic-pulse generator 950...1300  $\Omega$   
 Air gap min. 0.40 mm  
 Addition to tolerance range  $\pm 0.5^\circ$  dist. shaft

Repair and test instructions: W-237/503

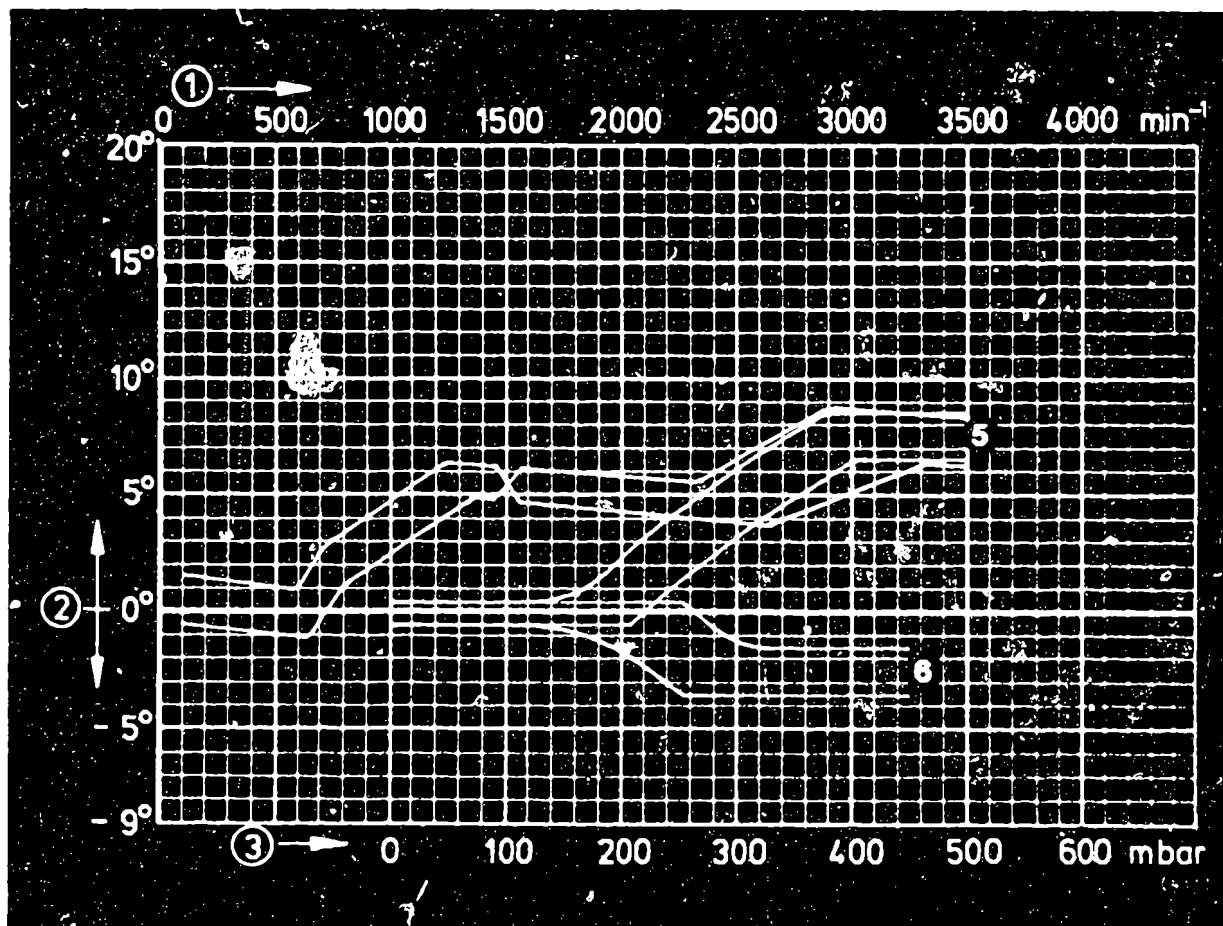
Clamping flange: 1 685 720 214  
 Driver: 1 686 400 003

**N3**

Test specifications

Ignition distributors 0 237..





0 237 304 027

1 = Distributor-shaft speed

2 = Distributor-shaft advance

3 = Negative gauge pressure

5 = Negative gauge pressure (vacuum) advance

6 = Negative gauge pressure (vacuum) retard

Test adapter KDZV 7202

ZV-I

Resistance of magnetic-pulse generator

950...1300  $\Omega$

Air gap min.

0.40 mm

Addition to tolerance range

$\pm 0.5^\circ$  dist.  
shaft

Cut-out speed of limiter

3140 to 3330  
 $\text{min}^{-1}$

Repair and test instructions: W-237/503

Clamping flange:

1 685 720 214

Driver:

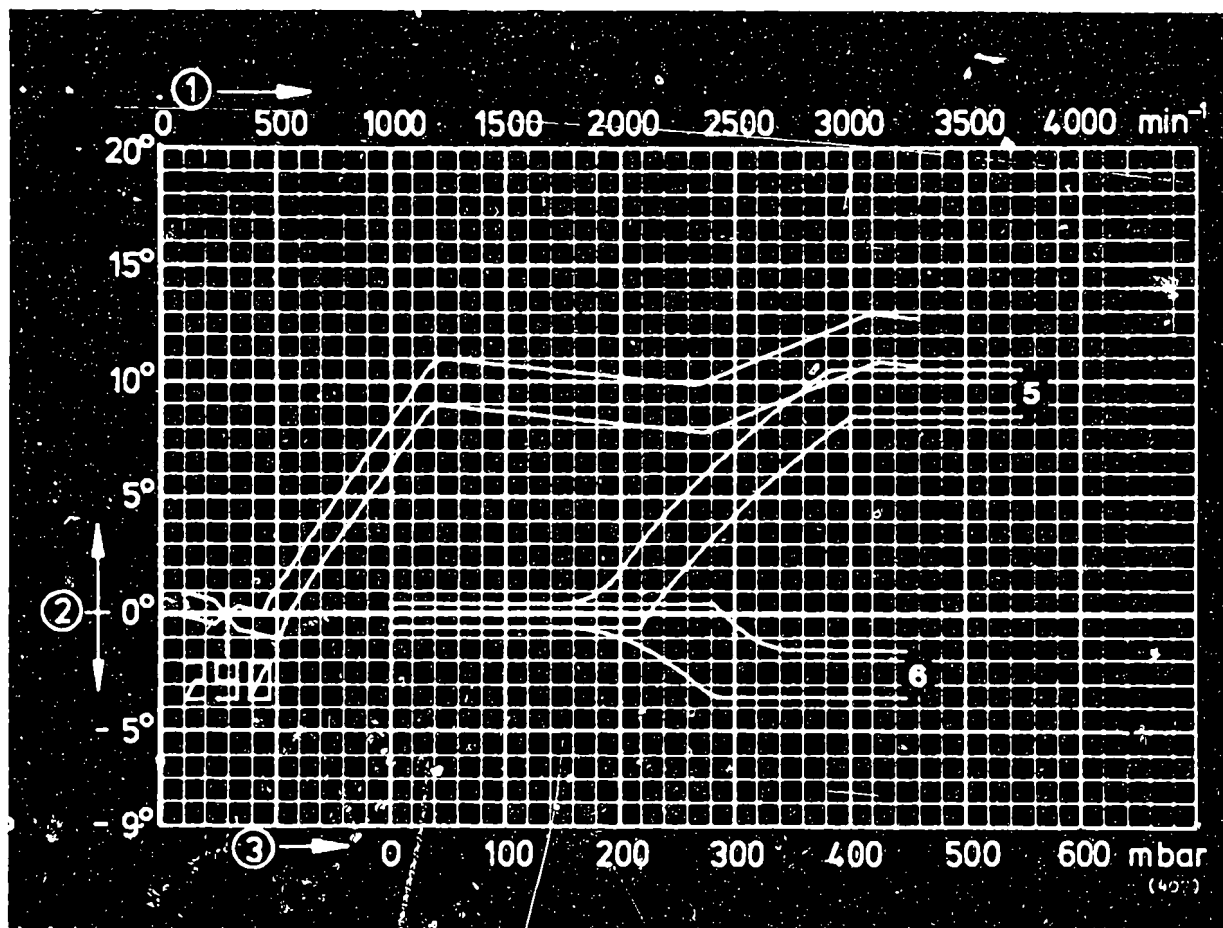
1 686 400 003

**N4**

Test specifications

Ignition distributors 0 237..





0 237 304 028

1 = Distributor-shaft speed  
 2 = Distributor-shaft advance  
 3 = Negative gauge pressure  
 5 = Negative gauge pressure (vacuum) advance  
 6 = Negative gauge pressure (vacuum) retard  
 Test adapter KDZV 7202 ZV-I  
 Resistance of magnetic-pulse generator 950...1300  $\Omega$   
 Air gap min. 0.35 mm  
 Addition to tolerance range  $\pm 0.5^\circ$  dist. shaft

Repair and test instructions: W-237/503

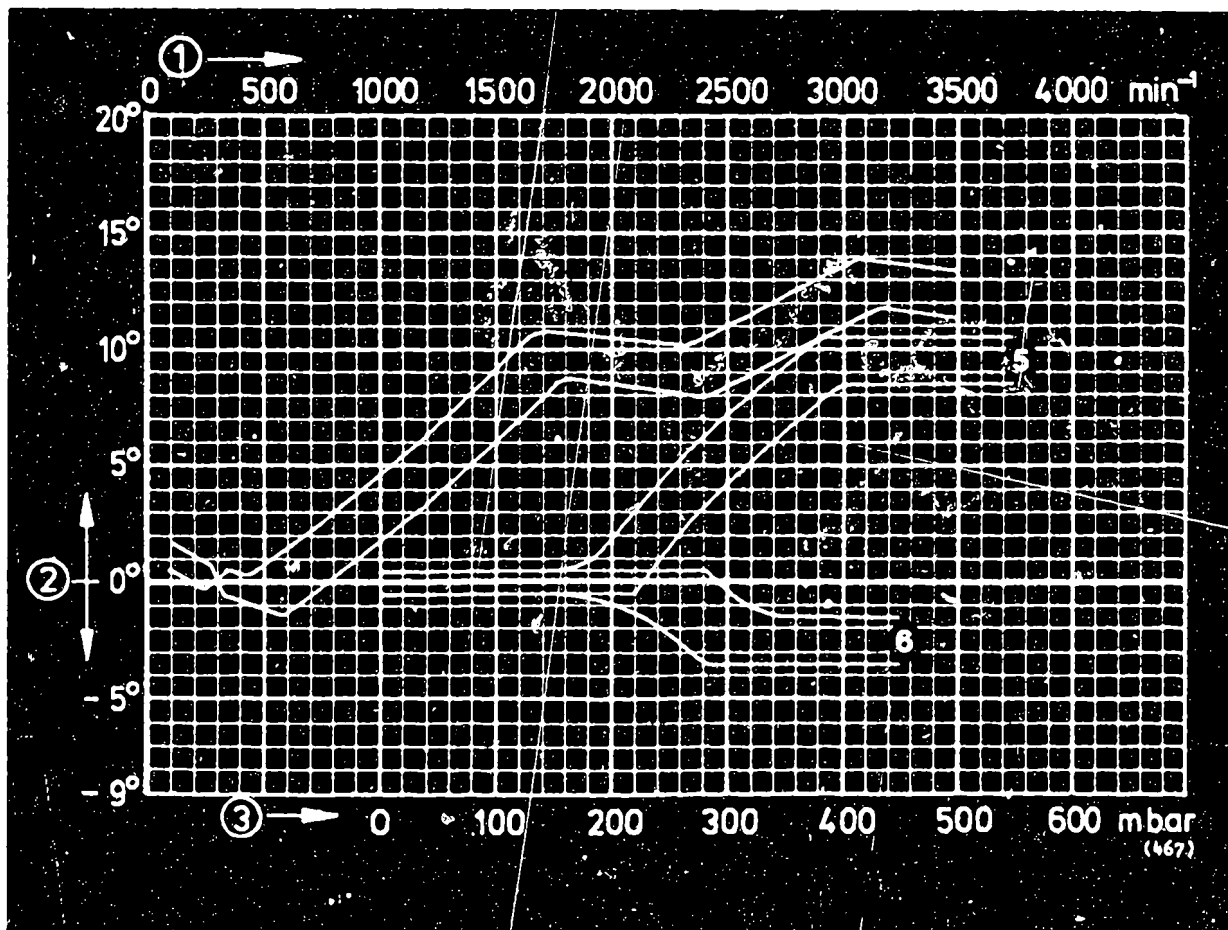
Clamping flange: 1 685 720 214  
 Driver: 1 686 400 003

**N5**

Test specifications

Ignition distributors 0 237..





0 237 304 029

1 = Distributor-shaft speed  
 2 = Distributor-shaft advance  
 3 = Negative gauge pressure  
 5 = Negative gauge pressure (vacuum) advance  
 6 = Negative gauge pressure (vacuum) retard  
 Test adapter KDZV 7202 ZV-I  
 Resistance of magnetic-pulse generator 950...1300 Ω  
 Air gap min. 0.40 mm  
 Addition to tolerance range ± 0.5° dist. shaft

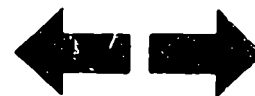
Repair and test instructions: W-237/503

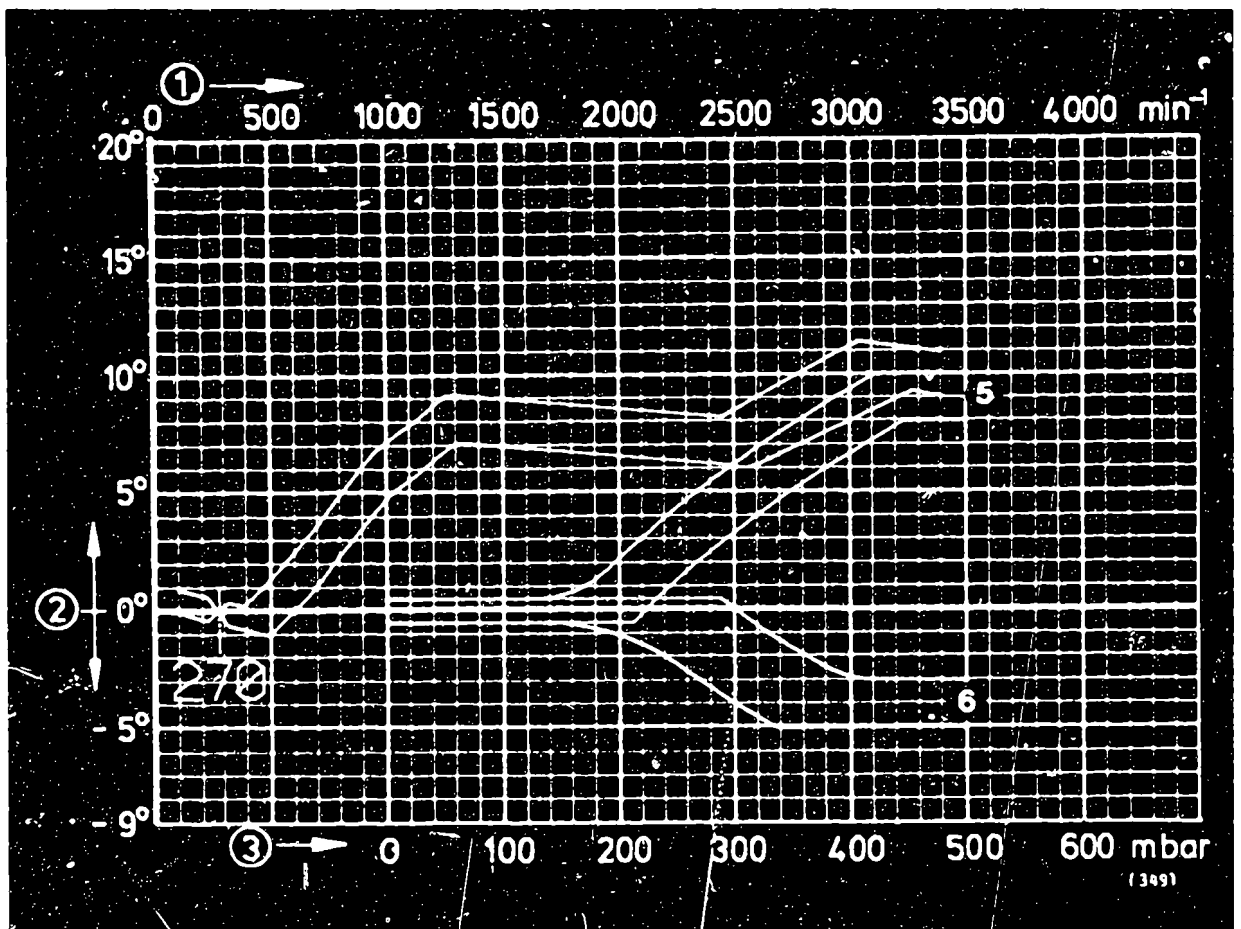
Clamping flange: 1 685 720 214  
 Driver: 1 686 400 003

**N6**

Test specifications

Ignition distributors 0 237..





0 237 304 030

1 = Distributor-shaft speed  
 2 = Distributor-shaft advance  
 3 = Negative gauge pressure  
 5 = Negative gauge pressure (vacuum) advance  
 6 = Negative gauge pressure (vacuum) retard  
 Test adapter KDZV 7202 ZV-I  
 Resistance of magnetic-pulse generator 950...1300 Ω  
 Air gap min. 0.40 mm  
 Addition to tolerance range ± 0.5° dist. shaft  
 Cut-out speed of limiter 3230 to 3430 min<sup>-1</sup>

Repair and test instructions: W-237/ 503

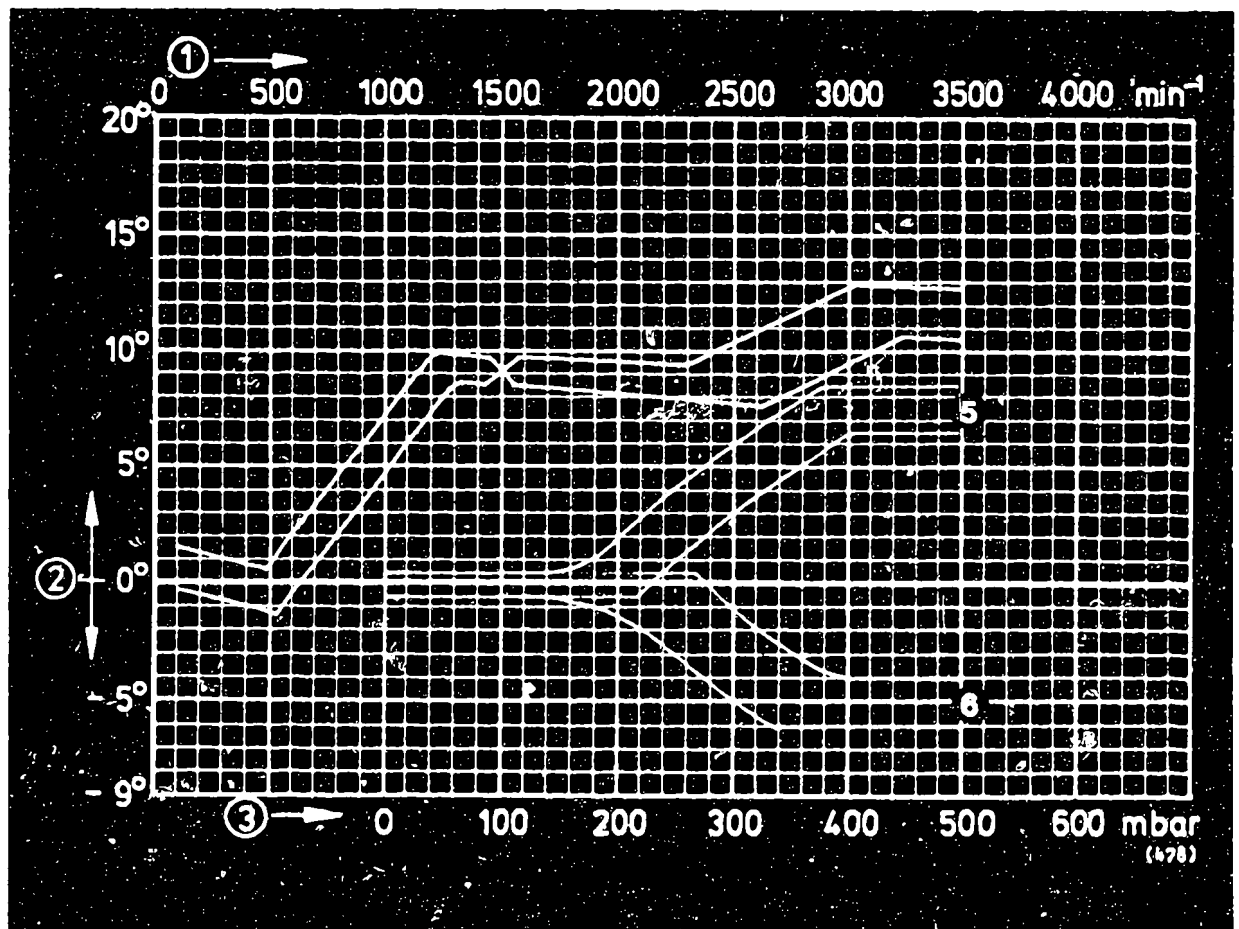
Clamping flange: 1 685 720 214  
 Driver: 1 686 400 003

**N7**

Test specifications

Ignition distributors 0 237..





0 237 304 031

1 = Distributor-shaft speed  
 2 = Distributor-shaft advance  
 3 = Negative gauge pressure  
 5 = Negative gauge pressure (vacuum) advance  
 6 = Negative gauge pressure (vacuum) retard  
 Test adapter KDZV 7202 ZV-I  
 Resistance of magnetic-pulse generator 950...1300 Ω  
 Air gap min. 0.40 mm  
 Addition to tolerance range ± 0.5° dist. shaft

Repair and test instructions: W-237/ 503

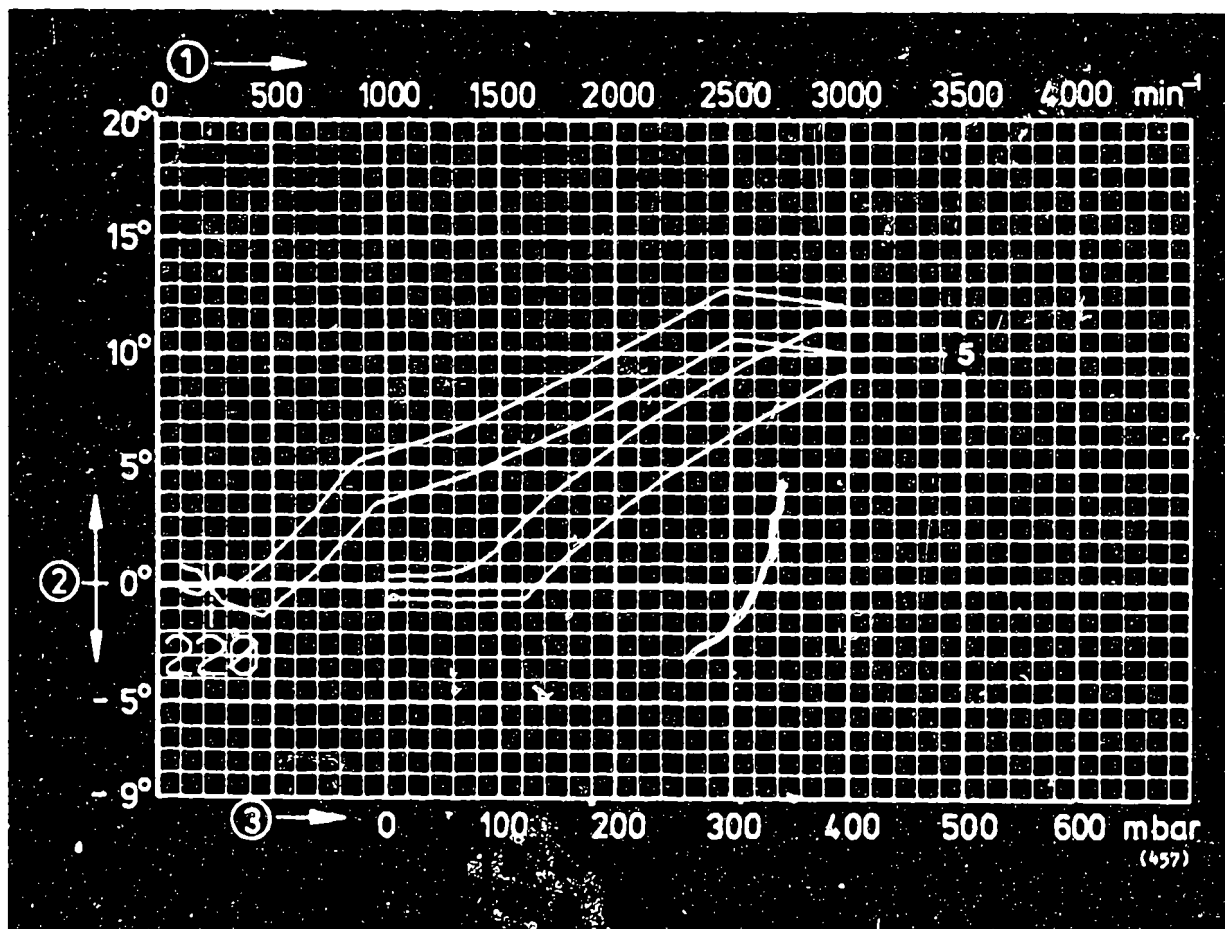
Clamping flange: 1 685 720 214  
 Driver: 1 686 400 003

**N8**

Test specifications  
 Ignition distributors 0 237..







0 237 402 031

- 1 = Distributor-shaft speed
- 2 = Distributor-shaft advance
- 3 = Negative gauge pressure
- 5 = Negative gauge pressure (vacuum) advance

Test adapter KDZV 7202	ZV-I
Resistance of magnetic-pulse generator	520...700 $\Omega$
Air gap min.	0.30 mm
Addition to tolerance range	$\pm 0.5^{\circ}$ dist. shaft

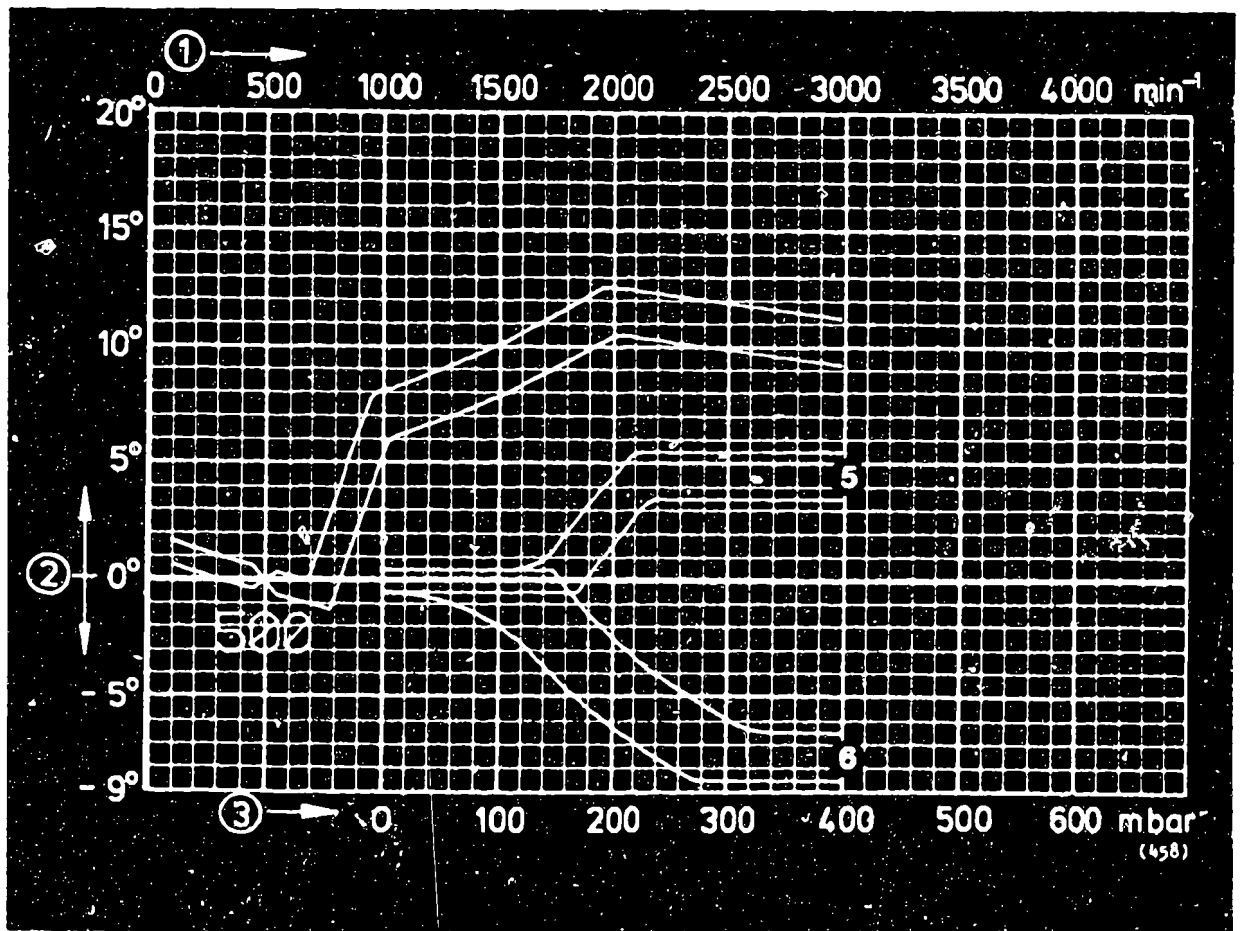
Repair and test instructions: W-237/503

**N9**

Test specifications

Ignition distributors 0 237..





0 237 406 007

1 = Distributor-shaft speed

2 = Distributor-shaft advance

3 = Negative gauge pressure

5 = Negative gauge pressure (vacuum) advance

6 = Negative gauge pressure (vacuum) retard

Test adapter KDZV 7202

ZV-I

Resistance of magnetic-pulse generator 520...700  $\Omega$

Air gap min.

0,30 mm

Addition to tolerance range

$\pm 0.5^\circ$  dist.  
shaft

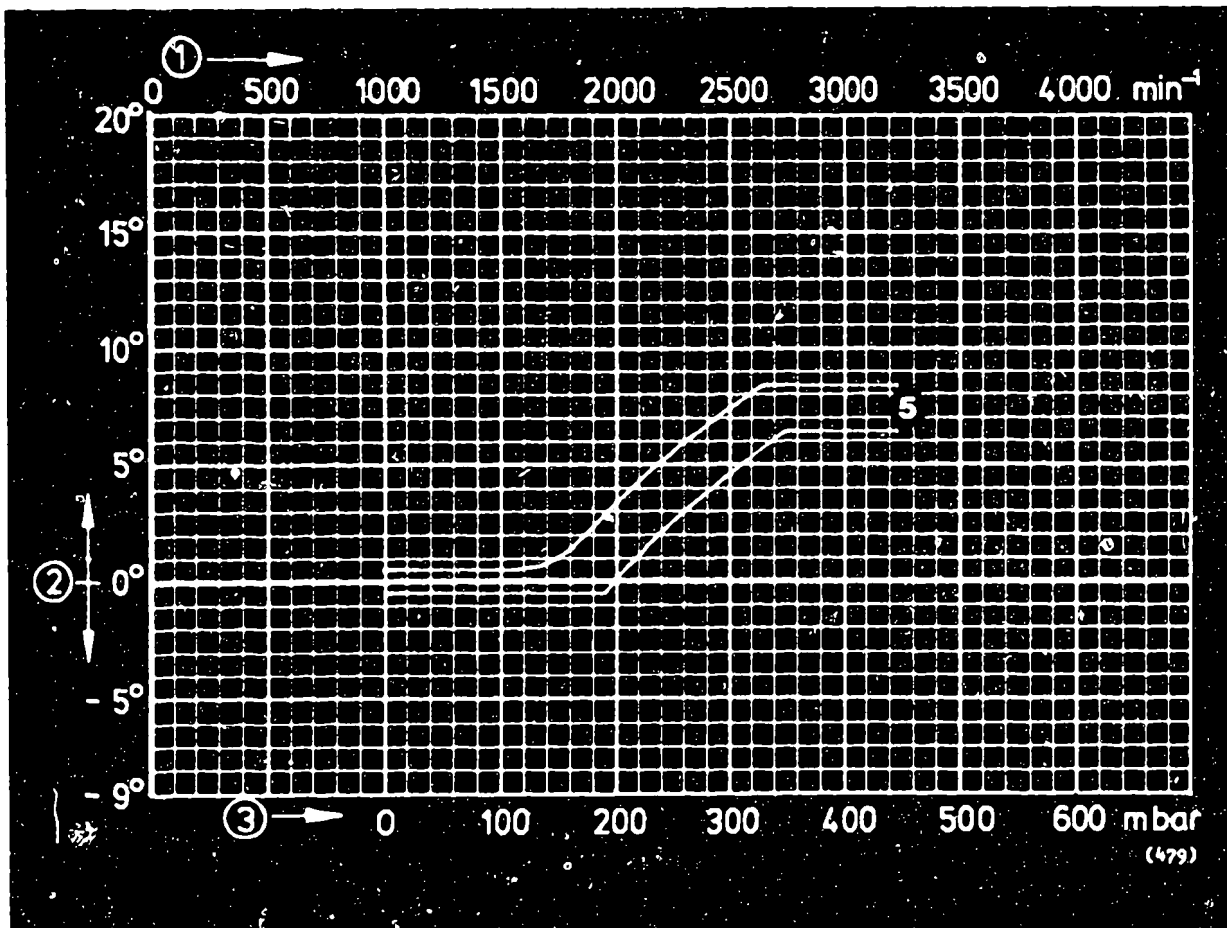
Repair and test instructions: W-237/ 503

**N10**

Test specifications

Ignition distributors 0 237..





0 237 504 004

- 1 = Distributor-shaft speed
- 2 = Distributor-shaft advance
- 3 = Negative gauge pressure
- 5 = Negative gauge pressure (vacuum) advance

Test adapter KDZV 7202

ZV-H

Addition to tolerance range

$\pm 0.5^\circ$  dist.  
shaft

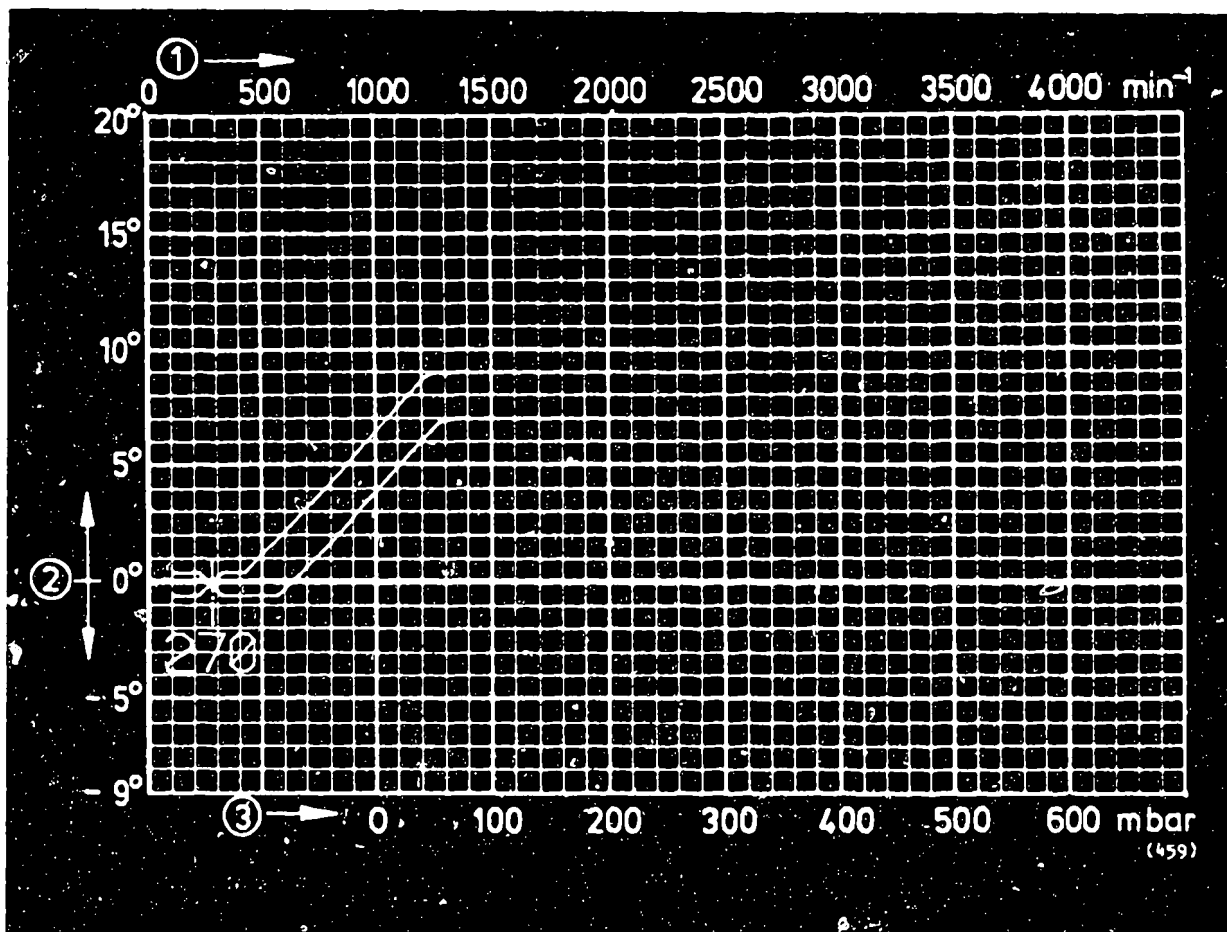
Repair and test instructions: W-237/500

**N11**

Test specifications

Ignition distributors 0 237..





0 237 505 002

- 1 = Distributor-shaft speed
- 2 = Distributor-shaft advance
- 3 = Negative gauge pressure

Test adapter KDZV 7202

ZV-H

Addition to tolerance range

$\pm 0.5^\circ$  dist.  
shaft

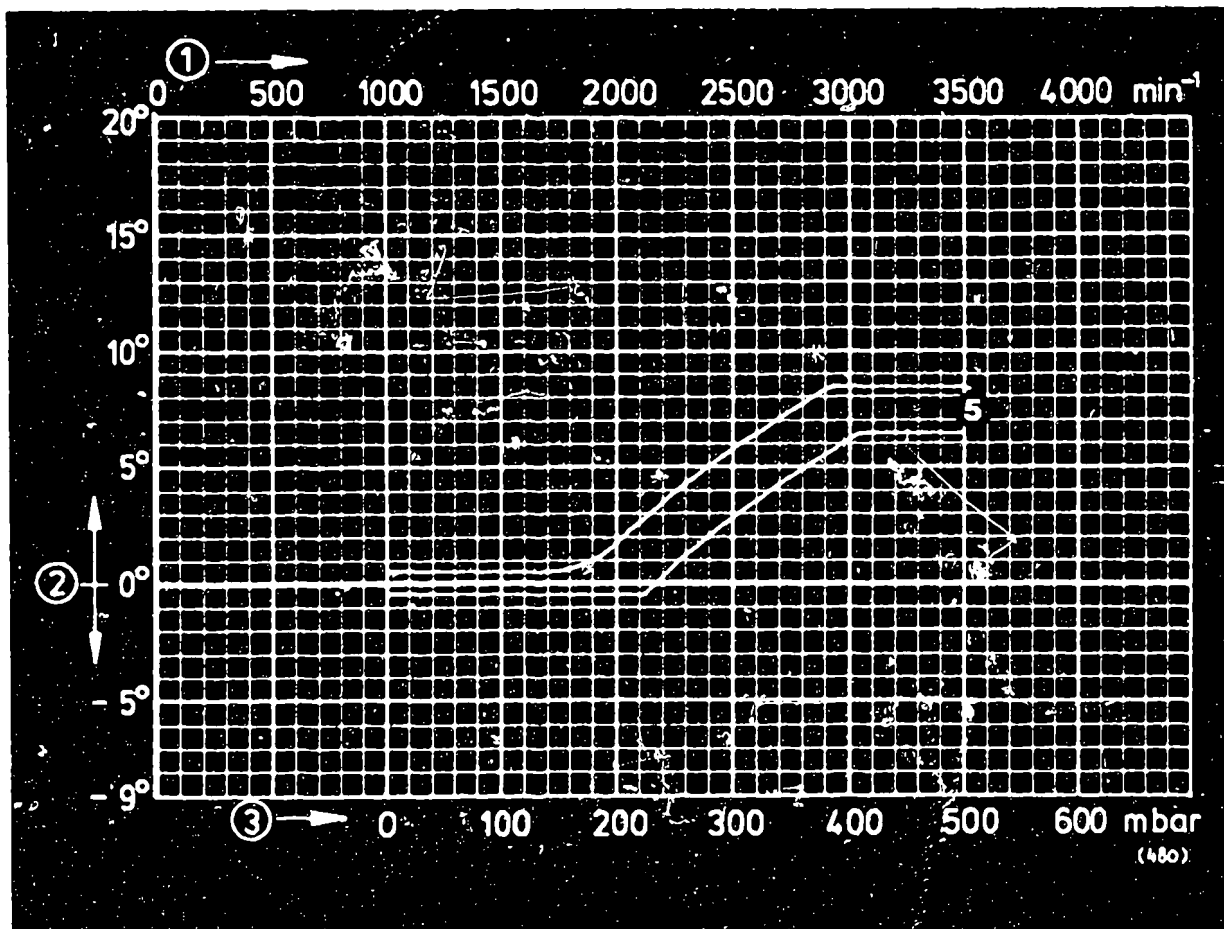
Repair and test instructions: W-237/ 503

**N12**

Test specifications

Ignition distributors 0 237..





0 237 507 004

- 1 = Distributor-shaft speed
- 2 = Distributor-shaft advance
- 3 = Negative gauge pressure
- 5 = Negative gauge pressure (vacuum) advance

Test adapter KDZV 7202

ZV-H

Addition to tolerance range

$\pm 0.5^\circ$  dist.  
shaft

Repair and test instructions: W-237/500

Clamping flange:

1 685 700 129

Driver:

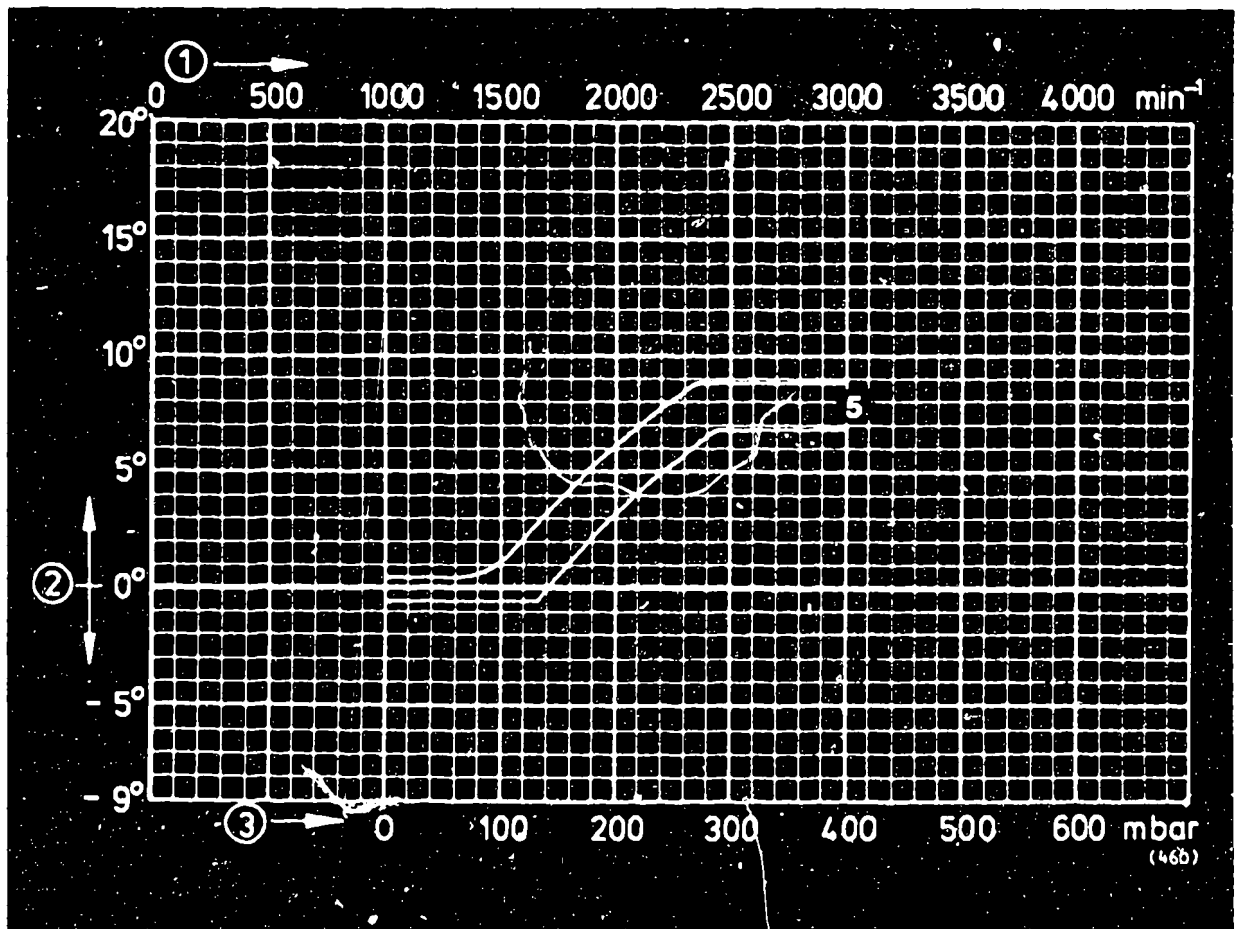
1 686 400 004

**N13**

Test specifications

Ignition distributors 0 237..





0 237 507 005

- 1 = Distributor-shaft speed
- 2 = Distributor-shaft advance
- 3 = Negative gauge pressure
- 5 = Negative gauge pressure (vacuum) advance

Test adapter KDZV 7202

ZV-H

Addition to tolerance range

$\pm 0.5^\circ$  dist.  
shaft

Repair and test instructions: W-237/500

**N14**

Test specifications

Ignition distributors 0 237..



# TABLE OF CONTENTS

<u>Section</u>	<u>Coordinates</u>
Structure of microfiche .....	A 1
1. Special features .....	A 2
2. General informations .....	A 2
3. Test specifications	

Part number of distributors	FD	Coordinates
0 237 001 001	-	A 3
002	-	A 4
003	-	A 5
004	-	A 6
006	-	A 7
002 001	-	A 8
004	-	A 9
005	-	A 10
006	-	A 11
007	-	A 12
010	-	A 13
011	-	A 14
012	-	A 15
013	-	A 16
014	-	A 17
015	-	A 18
017	-	A 19
018	-	A 20
020/021	-	A 21
022	-	A 22
023	-	A 23
024	-	A 24
026	-	B 1
031	-	B 2
032	-	B 3
033	-	B 4
034	-	B 5
035	-	B 6



Table of contents (continuation)

Part number of distributors	FD	Coordinates
0 237 002 036	-	B 7
037	-	B 8
038	-	B 9
039	-	B 10
043	-	B 11
044	-	B 12
049	-	B 13
050	-	B 14
053	-	B 15
054/055	-	B 16
056	-	B 17
058	-	B 18
059/060	-	B 19
061	-	B 20
062	-	B 21
063	-	B 22
064	-	B 23
066/067	-	B 24
069	-	C 1
071	-	C 2
072	-	C 3
092	-	K 20
093	-	K 21
096	-	K 22
097	-	K 23
098/099	-	K 24
100	-	L 1
101	-	L 2
102	-	L 3
103/104	-	L 4
105/106	-	L 5
003 001	-	C 4
003	-	C 5
008	730 →	C 6
009	-	C 7
013	-	C 8
014	-	C 9
018/019	-	C 10





Table of contents (continuation)

Part number of distributors	FD	Coordinates
0 237 003 022/023	-	C 11
024	-	C 12
025/026	-	C 13
027	-	C 14
028	-	C 15
029	-	C 16
034	-	C 17
039	-	L 6
0237 004 001/002	-	C 18
005/006	-	C 19
005 001	-	C 20
002	-	C 21
003	-	C 22
004	-	C 23
005	-	C 24
010	-	L 7
012	-	L 8
006 001/002	-	D 1
003/004	-	D 2
005/006	-	D 3
009/010	-	D 4
007 001/003	728 →	D 5
002/004	-	D 6
005/006	-	D 7
007/008	-	D 8
008 001/002	-	D 9
009 003	-	D 10
004	-	D 11
007	-	D 12
008	-	D 13
026	-	L 9
028	-	L 10
036	-	L 11
047	-	L 12
0 237 010 001/002	-	D 14
003	-	D 15



Table of contents (continuation)

Part number of distributors	FD	Coordinates
0 237 011 001	-	D 16
002	-	D 17
003	-	D 18
004	-	D 19
005	-	D 20
012 001/002	-	D 21
013 001	-	D 22
016 001/002	-	D 23
020 001	-	D 24
002	-	E 1
003	-	E 2
004	-	E 3
005	-	E 4
006	-	E 5
007	-	E 6
008	-	E 7
010	-	E 8
011	-	E 9
017	-	E 10
020	-	E 11
021	-	E 12
025	-	E 13
028	-	E 14
030	-	E 15
031	-	E 16
033	-	E 17
034	-	E 18
035	-	E 19
037/038	-	E 20
039	-	E 21
040	-	E 22
041	-	E 23
042	-	E 24
043	-	F 1
044	-	F 2
045/046	-	F 3
047	-	F 4
048	-	F 5
049	-	F 6
051/052	-	F 7



# Table of contents (continuation)

Part number of distributors	FD	Coordinates
0 237 020 079	-	L 13
108/109	-	L 14
115/116	-	L 15
117/118	243 →	L 16
119/120	-	L 17
021 003/004	-	F 8
005	-	F 9
005/006	149 →	F 10
009	-	F 11
010	-	F 12
012	-	F 13
013	-	F 14
014	-	F 15
015	-	F 16
021	-	L 18
022	-	L 19
023	-	L 20
025	-	L 21
026	-	L 22
027	-	L 23
028/029	-	L 24
022 007/008	-	F 17
009/010	-	F 18
013/014	-	F 19
015/016	-	F 20
017/018	-	F 21
019/020	-	F 22
021/022	-	F 23
023/024	-	F 24
045/046	-	M 1
047/048	-	M 2
049/050	246 →	M 3
051/052	-	M 4
053/054	-	M 5
023 001/002	-	G 1
005/006	-	G 2
009/010	-	G 3



Table of contents (continuation)

Part number of distributors	FD	Coordinates
0 237 023 011/012	-	G 4
019/020	247 →	M 6
024 011/012	-	M 7
013	-	M 8
014	-	M 9
015	-	M 10
016/017	246 →	M 11
018/019	-	M 12
022/023	243 →	M 13
024/025	-	M 14
025 001/002	-	G 5
003/004	-	G 6
009/010	-	G 7
011/012	-	G 8
013/014	-	G 9
015/016	-	G 10
017/018	-	G 11
021/022	-	G 12
031/032	-	M 15
033/034	-	M 16
026 001/002	-	G 13
003/004	-	G 15
005/006	-	G 16
027 007/008	-	G 17
009/010	-	G 18
011/012	-	G 19
013/014	-	G 20
015/016	-	G 21
030 001/002	-	G 22
007/008	-	M 17
009/010	-	M 18
031 015/016	-	M 19
019/020	-	M 20
021/022	-	M 21
034 009/010	-	M 22
011/012	-	M 23



Table of contents (continuation)

Part number of distributors                      FD                      Coordinates

0 237 301 008	-	G 23
011/012	-	G 24
017	-	M 24
302 001	-	H 1
002	-	H 2
003	-	H 3
004	-	H 4
005	-	H 5
006	-	H 6
008	-	H 7
010	-	H 8
011	-	H 9
013	-	H 10
014	-	H 11
015/016	-	H 12
017/018	-	H 13
019	-	H 14
023	-	H 15
024	-	H 16
026	-	H 17
027	-	H 18
303 001	-	H 19
304 001	725 →	H 20
002	-	H 21
003	-	H 22
004	-	H 23
005	-	H 24
006	-	J 1
010	-	J 2
012/013	-	J 3
015	-	J 4
017	-	J 5
019	-	J 6
024	-	N 1
025	-	N 2
026	-	N 3
027	-	N 4
028	-	N 5
029	-	N 6

**N22**

Table of contents

Ignition distributors 0 237 ..



Table of contents (continuation)

Part number of distributors	FD	Coordinates
0 237 304 030	-	N 7
031	-	N 8
305 001	-	J 7
306 002	-	J 8
003	-	J 9
006/007	-	J 10
014	-	J 11
017/018	-	J 12
019/020	-	J 13
021/022	-	J 14
028/029	-	J 15
030/031	-	J 16
032/033	-	J 17
034/035	-	J 18
036	-	J 19
040	-	J 20
041	-	J 21
044	-	J 22
045/046	-	J 23
047	-	J 24
320 001	-	K 1
002	-	K 2
003	-	K 3
004	-	K 4
005	-	K 5
006	-	K 6
401 007	-	K 7
008/009	-	K 8
010/011	-	K 9
402 001	-	K 10
004	-	K 11
006	-	K 12
007	-	K 13
007	624 →	K 14
008	-	K 15
009	-	K 16
016	-	K 17



## Table of contents (continuation)

Part number of distributors	FD	Coordinates
0 237 402 026	-	K 18
031	-	N 9
405 023	-	K 19
406 007	-	N 10
504 004	-	N 11
505 002	-	N 12
507 004	-	N 13
005	-	N 14

© 1989 Robert Bosch GmbH

Automotive Equipment - After-Sales Service  
Department for Technical Publications KH/VDT,  
Postfach 50, D-7000 Stuttgart 1

Published by: After-Sales Service Department for  
Training and Technology (KH/VSK). Press date: 2.1989  
Please direct questions and comments concerning the  
contents to our authorized representative in your  
country.

This publication is only for the use of the Bosch  
After-Sales Service Organization, and may not be  
passed on to third parties without our consent.

Microfilmed in the Federal Republic of Germany. Micro-  
photographié en République Fédérale d'Allemagne.

**N24**

Table of contents / Impressum

Ignition distributors 0 237 ..

